

As filed with the Securities and Exchange Commission on January 19, 2012

Registration No. 333-176263

UNITED STATES SECURITIES AND EXCHANGE COMMISSION
Washington, D.C. 20549

Amendment No. 4
to
Form S-1
REGISTRATION STATEMENT
UNDER
THE SECURITIES ACT OF 1933

Matador Resources Company
(Exact name of registrant as specified in its charter)

Texas
(State or other jurisdiction of
incorporation or organization)

1311
(Primary Standard Industrial
Classification Code Number)
One Lincoln Centre
5400 LBJ Freeway, Suite 1500
Dallas, Texas 75240
(972) 371-5200

27-4662601
(I.R.S. Employer
Identification No.)

(Address, including zip code, and telephone number, including area code, of registrant's principal executive offices)

Joseph Wm. Foran
Chairman, President and Chief Executive Officer
Matador Resources Company
5400 LBJ Freeway, Suite 1500
Dallas, Texas 75240
(972) 371-5200

(Name, address, including zip code, and telephone number, including area code, of agent for service)

Copies to:

Janice V. Sharry
W. Bruce Newsome
Haynes and Boone, LLP
2323 Victory Avenue, Suite 700
Dallas, Texas 75219
(214) 651-5000

Daryl B. Robertson
Douglas M. Berman
Hunton & Williams LLP
1445 Ross Avenue, Suite 3700
Dallas, Texas 75202
(214) 979-3000

Approximate date of commencement of proposed sale to the public: As soon as practicable after the effective date of this registration statement.

If any of the securities being registered on this Form are to be offered on a delayed or continuous basis pursuant to Rule 415 under the Securities Act of 1933 check the following box:

If this Form is filed to register additional securities for an offering pursuant to Rule 462(b) under the Securities Act, please check the following box and list the Securities Act registration statement number of the earlier effective registration statement for the same offering.

If this Form is a post-effective amendment filed pursuant to Rule 462(c) under the Securities Act, check the following box and list the Securities Act registration statement number of the earlier effective registration statement for the same offering.

If this Form is a post-effective amendment filed pursuant to Rule 462(d) under the Securities Act, check the following box and list the Securities Act registration statement number of the earlier effective registration statement for the same offering.

Indicate by check mark whether the registrant is a large accelerated filer, an accelerated filer, a non-accelerated filer, or a smaller reporting company. See the definitions of "large accelerated filer," "accelerated filer" and "smaller reporting company" in Rule 12b-2 of the Exchange Act. (Check one):

Large accelerated filer

Accelerated filer

Non-accelerated filer
(Do not check if a smaller reporting company)

Smaller reporting company

CALCULATION OF REGISTRATION FEE

Title of Each Class of Securities to Be Registered	Proposed Maximum Aggregate Offering Price ⁽¹⁾	Amount of Registration Fee ⁽²⁾
Common Stock, par value \$0.01 per share	\$230,000,000	\$26,583

(1) Estimated solely for the purpose of calculating the registration fee pursuant to Rule 457(o) under the Securities Act of 1933, as amended.

(2) The registration fee was previously paid.

The registrant hereby amends this registration statement on such date or dates as may be necessary to delay its effective date until the registrant shall file a further amendment which specifically states that this registration statement shall thereafter become effective in accordance with Section 8(a) of the Securities Act of 1933 or until the registration statement shall become effective on such date as the Commission acting pursuant to said Section 8(a), may determine.

The information in this prospectus is not complete and may be changed. Neither we nor the selling shareholders may sell these securities until the registration statement filed with the Securities and Exchange Commission is effective. This prospectus is not an offer to sell these securities and we and the selling shareholders are not soliciting offers to buy these securities in any state where the offer or sale is not permitted.

(Subject to completion, dated January 19, 2012)

PROSPECTUS Issued —, 2012

13,333,334 Shares



Matador Resources Company

Common Stock

Matador Resources Company is offering 11,666,667 shares of its common stock, and the selling shareholders are offering 1,666,667 shares of our common stock. This is our initial public offering, and no public market currently exists for our shares. We anticipate that the initial public offering price of our common stock will be between \$14.00 and \$16.00 per share. We will not receive any of the proceeds from the sale of shares by the selling shareholders.

We intend to apply to list our common stock on the New York Stock Exchange under the symbol "MTDR."

Investing in our common stock involves risks. See "[Risk Factors](#)" beginning on page 22.

PRICE \$— PER SHARE

	Price to Public	Underwriting Discounts and Commissions ⁽¹⁾	Proceeds to Company	Proceeds to Selling Shareholders ⁽²⁾
Per Share	\$ —	\$ —	\$ —	\$ —
Total	\$ —	\$ —	\$ —	\$ —

⁽¹⁾ See "Underwriters" for additional items of underwriting compensation.

⁽²⁾ Certain selling shareholders that are selling 262,500 shares in this offering will not be required to pay underwriting discounts or commissions. See "Underwriters" for additional information.

We have granted the underwriters the right to purchase up to an additional 700,000 shares of common stock to cover over-allotments. The selling shareholders have granted the underwriters the right to purchase up to 1,300,000 additional shares to cover over-allotments.

The Securities and Exchange Commission and state securities regulators have not approved or disapproved of these securities, or determined if this prospectus is truthful or complete. Any representation to the contrary is a criminal offense.

The underwriters expect to deliver the shares of common stock to purchasers on —, 2012.

RBC CAPITAL MARKETS

**HOWARD WEIL INCORPORATED
SIMMONS & COMPANY INTERNATIONAL**

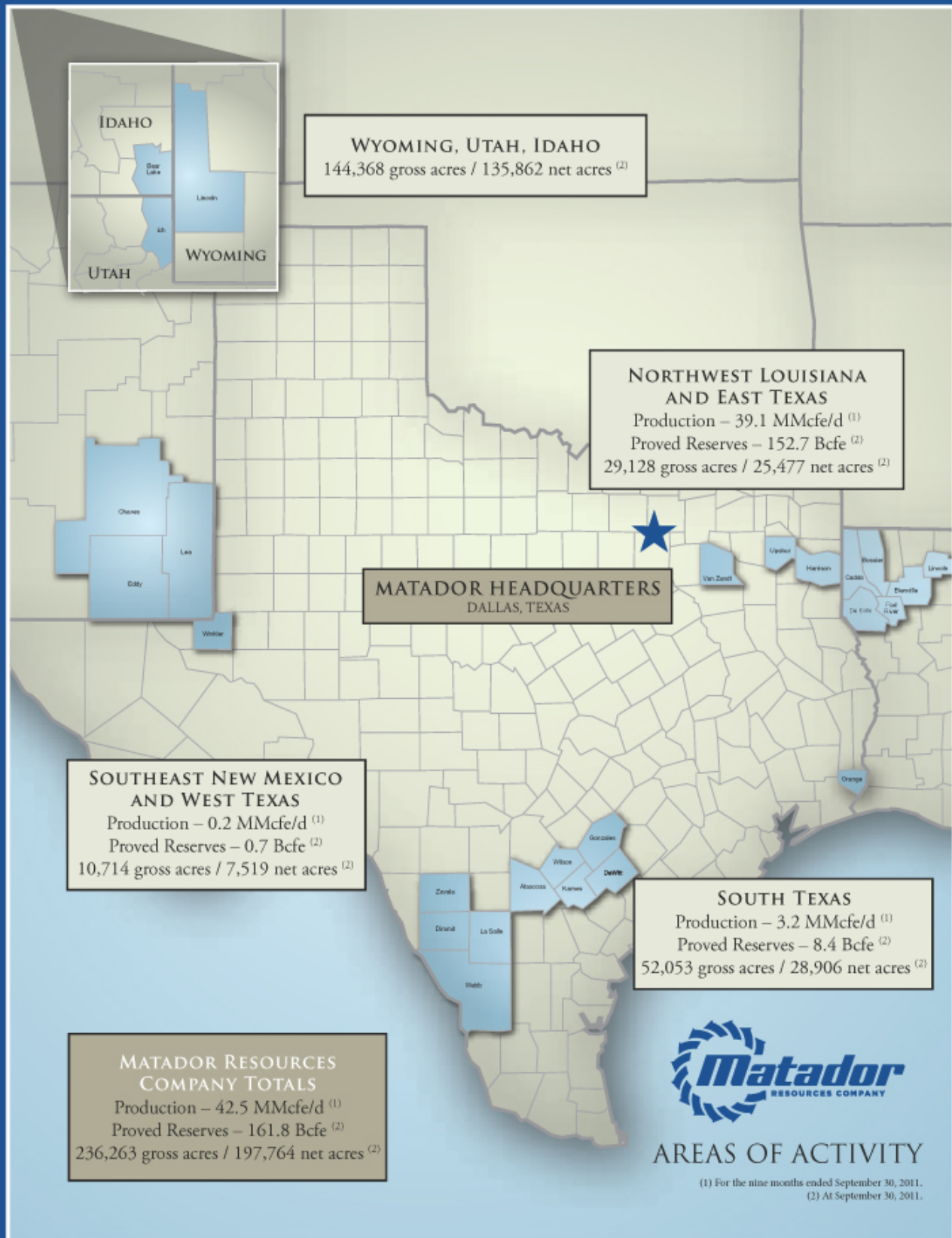
JEFFERIES

STEPHENS INC.

—, 2012

CITIGROUP

**STIFEL NICOLAUS WEISEL
COMERICA SECURITIES**



[Table of Contents](#)

[Index to Financial Statements](#)

TABLE OF CONTENTS

Prospectus Summary	1
Risk Factors	22
Cautionary Note Regarding Forward-Looking Statements	47
Use of Proceeds	49
Dividend Policy	51
Capitalization	52
Dilution	53
Selected Historical Consolidated and Other Financial Data	54
Management's Discussion and Analysis of Financial Condition and Results of Operations	56
Business	88
Management	127
Compensation of Named Executive Officers	140
Certain Relationships and Related Party Transactions	164
Corporate Reorganization	168
Principal and Selling Shareholders	170
Description of Capital Stock	176
Shares Eligible for Future Sale	180
Material U.S. Federal Income and Estate Tax Considerations to Non-U.S. Holders	182
Underwriters (Conflicts of Interest)	186
Legal Matters	194
Experts	194
Where You Can Find More Information	194
Index to Financial Statements	F-1
Glossary of Oil and Natural Gas Terms	A-1

You should rely only on the information contained in this prospectus and any free writing prospectus prepared by or on behalf of us or to which we have referred you. Neither we nor the selling shareholders have authorized anyone to provide you with information different from that contained in this prospectus and any free writing prospectus. We and the selling shareholders are offering to sell shares of common stock, and seeking offers to buy shares of common stock, only in jurisdictions where offers and sales are permitted. The information in this prospectus is accurate only as of the date of this prospectus, regardless of the time of delivery of this prospectus or any sale of the common stock.

Until —, 2012, all dealers that buy, sell or trade our common stock, whether or not participating in this offering, may be required to deliver a prospectus. This requirement is in addition to the dealers' obligation to deliver a prospectus when acting as underwriters and with respect to their unsold allotments or subscriptions.

Industry and Market Data

The market data and certain other statistical information used throughout this prospectus are based on independent industry publications, government publications or other published independent sources. Although we believe these third party sources are reliable and that the information is accurate and complete, we have not independently verified the information. Some data is also based on our good faith estimates.

PROSPECTUS SUMMARY

This summary provides a brief overview of information contained elsewhere in this prospectus. You should read the entire prospectus carefully before making an investment decision, including the information presented under the headings “Risk Factors,” “Cautionary Note Regarding Forward-Looking Statements” and “Management’s Discussion and Analysis of Financial Condition and Results of Operations” and the historical consolidated financial statements and related notes thereto included elsewhere in this prospectus. Unless otherwise indicated, information presented in this prospectus assumes that the underwriters’ option to purchase additional common shares is not exercised. We have provided definitions for certain oil and natural gas terms used in this prospectus in the “Glossary of Oil and Natural Gas Terms” beginning on page A-1 of this prospectus.

In this prospectus, unless the context otherwise requires, the terms “we,” “us,” “our,” and the “company” refer to Matador Resources Company and its subsidiaries before the completion of our corporate reorganization on August 9, 2011 and Matador Holdco, Inc. and its subsidiaries after the completion of our corporate reorganization on August 9, 2011. Prior to August 9, 2011, Matador Holdco, Inc. was a wholly owned subsidiary of Matador Resources Company, now known as MRC Energy Company. Pursuant to the terms of our corporate reorganization, former Matador Resources Company became a wholly owned subsidiary of Matador Holdco, Inc. and changed its corporate name to MRC Energy Company, and Matador Holdco, Inc. changed its corporate name to Matador Resources Company. See “Organizational Structure” on page 13 and “Corporate Reorganization” on page 168 of this prospectus.

In this prospectus, unless the context otherwise requires, the term “common stock” refers to shares of our common stock after the conversion of our Class B common stock into Class A common stock upon the consummation of this offering, as the Class A common stock will be the only class of common stock authorized after this offering, and the term “Class A common stock” refers to shares of our Class A common stock prior to the automatic conversion of our Class B common stock into Class A common stock upon the consummation of this offering. See “Description of Capital Stock.” In addition, in this prospectus, we have assumed that 285,000 shares of common stock will be issued to certain holders of stock options prior to consummation of this offering and 262,500 of these shares will be sold by the option holders as selling shareholders in this offering.

Matador Resources Company

Overview

Matador Resources Company is an independent energy company engaged in the exploration, development, production and acquisition of oil and natural gas resources in the United States, with a particular emphasis on oil and natural gas shale plays and other unconventional resource plays. Our current operations are located primarily in the Eagle Ford shale play in south Texas and the Haynesville shale play in northwest Louisiana and east Texas. These plays are a key part of our growth strategy, and we believe they currently represent two of the most active and economically viable unconventional resource plays in North America. We expect the majority of our near-term capital expenditures will focus on increasing our production and reserves from the Eagle Ford and Haynesville shale plays as we seek to capitalize on the relative economics of each play. In addition to these primary operating areas, we have acreage positions in southeast New Mexico and west Texas and in southwest Wyoming and adjacent areas in Utah and Idaho where we continue to identify new oil and natural gas prospects.

[Table of Contents](#)

[Index to Financial Statements](#)

We were founded in July 2003 by Joseph Wm. Foran, Chairman, President and CEO, and Scott E. King, Co-Founder and Vice President, Geophysics and New Ventures, with an initial equity investment of approximately \$6.0 million. Shortly thereafter, investors contributed approximately \$46.8 million to provide a total initial capitalization of approximately \$52.8 million. Most of this initial capital was provided by the same institutional and individual investors who helped capitalize Mr. Foran's previous company, Matador Petroleum Corporation.

Mr. Foran began his career as an oil and natural gas independent in 1983 when he founded Foran Oil Company with \$270,000 in contributed capital from 17 friends and family members. Foran Oil Company was later contributed to Matador Petroleum Corporation upon its formation by Mr. Foran in 1988. Mr. Foran served as Chairman and Chief Executive Officer of that company from its inception until it was sold in June 2003 to Tom Brown, Inc. in an all cash transaction for an enterprise value of approximately \$388.5 million.

With an average of more than 25 years of oil and natural gas industry experience, our management team has extensive expertise in exploring for and developing hydrocarbons in multiple U.S. basins. Members of our management team have participated in the assimilation of numerous lease positions and in the drilling and completion of hundreds of vertical and horizontal wells in unconventional resource plays.

Since our first well in 2004, we have drilled or participated in drilling 213 wells through September 30, 2011, including 83 Haynesville and six Eagle Ford wells. From December 31, 2008 through September 30, 2011, we grew our estimated proved reserves from 20.0 Bcfe to 161.8 Bcfe. At September 30, 2011, 35% of our estimated proved reserves were proved developed reserves and 96% of our estimated proved reserves were natural gas. We also grew our average daily production by approximately 162% from 9.0 MMcfe per day for the year ended December 31, 2008 to 23.6 MMcfe per day for the year ended December 31, 2010. In addition, as a result of production from new wells that were completed in 2011, our daily production for the nine months ended September 30, 2011 averaged approximately 42.5 MMcfe per day. We have achieved this growth while lowering operating costs (consisting of lease operating expenses and production taxes and marketing expenses) from \$1.91 per Mcfe for the year ended December 31, 2008, to \$0.90 per Mcfe for the nine months ended September 30, 2011, or a decrease of approximately 53%.

The following table presents certain summary data for each of our operating areas as of and for the nine months ended September 30, 2011:

	Net Acreage	Producing Wells		Total Identified Drilling Locations ⁽¹⁾		Estimated Net Proved Reserves		Avg. Daily Production (MMcfe)
		Gross	Net	Gross	Net	Bcfe ⁽²⁾	% Developed	
South Texas:								
Eagle Ford	28,906	5.0	3.4	197.0	157.1	8.4	51.0	3.2
Austin Chalk	14,849	—	—	16.0	16.0	—	—	—
Area Total ⁽³⁾	28,906	5.0	3.4	213.0	173.1	8.4	51.0	3.2
NW Louisiana/E Texas:								
Haynesville	14,705	83.0	10.6	545.0	103.9	136.6	25.4	32.1
Cotton Valley ⁽⁴⁾	23,236	108.0	71.7	60.0	36.0	16.1	100.0	7.0
Area Total ⁽⁵⁾	25,477	191.0	82.3	605.0	139.9	152.7	33.3	39.1
SW Wyoming, NE Utah, SE Idaho	135,862	—	—	—	—	—	—	—
SE New Mexico, West Texas	7,519	13.0	5.7	—	—	0.7	100.0	0.2
Total	197,764	209.0	91.4	818.0	313.0	161.8	34.5	42.5

- (1) These locations have been identified for potential future drilling and are not currently producing. In addition, the total net identified drilling locations is calculated by multiplying the gross identified drilling locations in an operating area by our working interest participation in such locations. At September 30, 2011, these identified drilling locations included 2 gross and 2 net locations to which we have assigned proved undeveloped reserves in the Eagle Ford and 95 gross and 15 net locations to which we have assigned proved undeveloped reserves in the Haynesville. We have no proved undeveloped reserves assigned to identified drilling locations in the Austin Chalk or Cotton Valley at September 30, 2011.
- (2) These estimates were prepared by our engineering staff and audited by independent reservoir engineers, Netherland, Sewell & Associates, Inc.
- (3) Some of the same leases cover the net acres shown for the Eagle Ford formation and the Austin Chalk formation, a shallower formation than the Eagle Ford formation. Therefore, the sum of the net acreage for both formations is not equal to the total net acreage for south Texas. This total includes acreage that we are producing from or that we believe to be prospective for these formations.
- (4) Includes shallower zones and also includes one well producing from the Frio formation in Orange County, Texas and two wells producing from the San Miguel formation in Zavala County, Texas.
- (5) Some of the same leases cover the net acres shown for the Haynesville formation and the Cotton Valley formation, a shallower formation than the Haynesville formation. Therefore, the sum of the net acreage for both formations is not equal to the total net acreage for northwest Louisiana/east Texas. This total includes acreage that we are producing from or that we believe to be prospective for these formations.

At September 30, 2011, our properties included approximately 52,000 gross acres and 29,000 net acres in the Eagle Ford shale play in Atascosa, DeWitt, Dimmit, Karnes, La Salle, Gonzales, Webb, Wilson and Zavala Counties in south Texas. We believe that approximately 85% of our Eagle Ford acreage is prospective predominantly for oil or liquids production. In addition, portions of the acreage are also prospective for other targets, such as the Austin Chalk, Olmos and Buda, from which we expect to produce predominantly oil and liquids. Approximately 80% of our Eagle Ford acreage is either held by production or not burdened by lease expirations before 2013. We have begun to explore and develop our Eagle Ford position and from November 2010 through December 2011, we completed our first seven operated wells in this area (see “— Recent Developments”). We have identified 197 gross locations and 157 net locations for potential future drilling on our Eagle Ford acreage. These locations have been identified on a property-by-property basis and take into account criteria such as anticipated geologic conditions and reservoir properties, estimated recoveries from nearby wells based on available public data, drilling densities observed from other operators, estimated drilling and completion costs, spacing and other rules established by regulatory authorities and surface considerations, among others. At September 30, 2011, we have identified potential drilling locations on approximately 75% of our net Eagle Ford acreage. As we explore and develop our Eagle Ford acreage further, we believe it is possible that we may identify additional

locations for drilling. At September 30, 2011, these identified potential future drilling locations in the Eagle Ford shale play included 2 gross and 2 net locations to which we have assigned proved undeveloped reserves.

In addition, at September 30, 2011, we had approximately 23,000 gross acres and 15,000 net acres in the Haynesville shale play in northwest Louisiana and east Texas. Based on our analysis of geologic and petrophysical information (including total organic carbon content and maturity, resistivity, porosity and permeability, among other information), well performance data and information available to us related to drilling activity and results from wells drilled across the Haynesville shale play, almost 5,500 of our net acres are located in what we believe is the core area of the play. We believe the core area of the play includes that area in which the most Haynesville wells have been drilled by operators and from which we anticipate natural gas recoveries would likely exceed 6 Bcf per well. Just over 90% of our Haynesville acreage is held by production from the Haynesville or other formations, and we believe much of it is also prospective for the Cotton Valley, Hosston (Travis Peak) and other shallower formations. In addition, we believe approximately 1,700 of these net acres are prospective for the Middle Bossier shale play.

At September 30, 2011, we have identified 545 gross locations and 104 net locations for potential future drilling in our Haynesville acreage. These locations have been identified on a property-by-property basis and take into account criteria such as anticipated geologic conditions and reservoir properties, estimated recoveries from our producing Haynesville wells and other nearby wells based on available public data, drilling densities observed from other operators including on some of our non-operated properties, estimated drilling and completion costs, spacing and other rules established by regulatory authorities and surface conditions, among others. Of the 545 gross locations identified for future drilling, 470 of these locations (53 net locations) have been identified within the 5,500 net acres that we believe are located in the core area of the Haynesville play. As we explore and develop our Haynesville acreage further, we believe it is possible that we may identify additional locations for future drilling. At September 30, 2011, these identified potential future drilling locations in the Haynesville shale play included 95 gross and 15 net locations to which we have assigned proved undeveloped reserves.

We also have a large unevaluated acreage position in southwest Wyoming and adjacent areas in Utah and Idaho where we began drilling our initial well in February 2011 to test the Meade Peak natural gas shale. We reached a depth of 8,200 feet, approximately 300 feet above the top of the Meade Peak shale, before having operations suspended for several months due to wildlife restrictions. We resumed operations on this initial test well in September 2011 and completed drilling and coring operations on this well in November 2011. In addition, we have leasehold interests in the Delaware and Midland Basins in southeast New Mexico and west Texas where we are developing new oil and natural gas prospects.

We are active both as an operator and as a co-working interest owner with larger industry participants including affiliates of Chesapeake Energy Corporation, EOG Resources, Inc., Royal Dutch Shell plc and others. Of the 213 gross wells we have drilled or participated in drilling, we drilled approximately half of these wells as the operator. At September 30, 2011, we were the operator for approximately 80% of our Eagle Ford and 70% of our Haynesville acreage, including approximately 22% of our acreage in what we believe is the core area of the Haynesville play. A large portion of our acreage in that core area is operated by a subsidiary of Chesapeake Energy Corporation. We also operate all of our acreage in southwest Wyoming and the adjacent areas of Utah and Idaho, as well as the vast majority of our acreage in southeast New Mexico and west Texas.

Our net proceeds from this offering, after repaying the then outstanding borrowings under our revolving credit agreement (\$113.0 million at December 30, 2011, excluding outstanding letters of credit), when taken together with our cash flows and future potential borrowings under our credit agreement, will be used to fund our 2012 capital expenditure requirements and for potential acquisitions of interests and acreage (none of which have been identified). We anticipate that we may need to access future borrowings under our credit agreement within 60 to 90 days following completion of this offering to fund a portion of our 2012 capital expenditure requirements in excess of amounts available from our cash flows and the net proceeds of this offering. See “Use of Proceeds.”

The following table presents our 2012 anticipated capital expenditure budget of approximately \$313.0 million segregated by target formations and by whether the wells are considered to be exploration or development wells.

	2012 Anticipated Drilling						2012 Anticipated Capital Expenditure Budget		
	Gross Wells ⁽¹⁾			Net Wells ⁽¹⁾			(in millions) ⁽²⁾		
	Exploration	Development	Total	Exploration	Development	Total	Exploration	Development	Total
South Texas									
Eagle Ford	13.0	15.0	28.0	11.8	13.8	25.6	\$ 122.3	\$ 134.9	\$257.2
Austin Chalk	2.0	—	2.0	2.0	—	2.0	11.3	—	11.3
Area Total	15.0	15.0	30.0	13.8	13.8	27.6	133.6	134.9	268.5
NW Louisiana / E Texas									
Haynesville	6.0	19.0	25.0	0.2	1.3	1.5	1.9	11.6	13.5
Cotton Valley	—	—	—	—	—	—	—	—	—
Area Total	6.0	19.0	25.0	0.2	1.3	1.5	1.9	11.6	13.5
SW Wyoming, NE Utah, SE Idaho	1.0	—	1.0	0.4	—	0.4	2.5	—	2.5 ⁽³⁾
SE New Mexico, West Texas	—	—	—	—	—	—	—	—	—
Other	N/A	N/A	N/A	N/A	N/A	N/A	25.0	3.5	28.5 ⁽⁴⁾
Total	22.0	34.0	56.0	14.4	15.1	29.5	\$ 163.0	\$ 150.0	\$313.0

(1) Includes wells we currently expect to drill and complete as operator, plus those wells in which we currently plan to participate as a non-operator in 2012.

(2) Our capital expenditure budget is based on our net working interests in the properties.

(3) We have a carried interest for \$5.0 million of the cost of this well presuming the election of our joint venture partner to participate in the drilling of this well.

(4) Includes \$20.0 million to acquire additional leasehold interests primarily prospective for oil and liquids production in southeast New Mexico and west Texas. Also includes \$6.5 million in leasehold, seismic and infrastructure expenditures to the Eagle Ford.

Although we intend to allocate a portion of our 2012 capital expenditure budget to financing exploration, development and acquisition of additional interests in the Haynesville shale play, we currently intend to allocate approximately 84% of our 2012 capital expenditure budget to the exploration, development and acquisition of additional interests in the Eagle Ford shale play. Including these anticipated capital expenditures in the Eagle Ford shale play, we plan to dedicate about 94% of our 2012 anticipated capital expenditure budget to opportunities prospective for oil and liquids production. While we have budgeted \$313.0 million for 2012, the aggregate amount of capital we will expend may fluctuate materially based on market conditions and our drilling results. Since at September 30, 2011, just over 90% of our Haynesville acreage was held by production and approximately 80% of our Eagle Ford acreage was either

held by production or not burdened by lease expirations before 2013, we possess the financial flexibility to allocate our capital when we believe it is economical and justified.

Recent Developments

Recent Results

At January 16, 2012, we had drilled an aggregate of 11 Eagle Ford horizontal wells as operator. Seven of these wells have been completed and are producing. One of these wells, the Martin Ranch #8H in La Salle County, Texas, is currently undergoing completion operations, and we anticipate that two additional wells, the Martin Ranch #6H and the Martin Ranch #7H, will be completed in the near future. The Matador Sickenius ORCA #1H in Karnes County, Texas is also expected to be completed during the first quarter of 2012. At January 16, 2012, we had two contracted drilling rigs operating in the Eagle Ford play: one in La Salle County and the second in Karnes County.

For the month of December 2011, our daily production averaged approximately 43.4 MMcfe per day, including 39.8 MMcf of natural gas per day and 600 Bbl of oil per day. During the first 11 days of January 2012, our daily production averaged approximately 53.2 MMcfe per day, including 42.4 MMcf of natural gas per day and 1,800 Bbl of oil per day.

In December 2011, four of our Eagle Ford wells, the Martin Ranch #2H, #3H and #5H in La Salle County, Texas and the Lewton #1H in DeWitt County, Texas, began producing. In January 2012, we estimated that these four wells and six associated proved undeveloped locations increased our proved oil and natural gas reserves by approximately 2.8 million barrels of oil and 4.2 Bcf of natural gas as of December 31, 2011. These incremental estimates of proved reserves were prepared by our engineering staff and have been reviewed for their reasonableness by Netherland, Sewell & Associates, Inc., our independent reservoir engineers. These estimates were determined in accordance with guidelines established by the Securities and Exchange Commission for estimating and reporting oil and natural gas reserves. At January 16, 2012, we had not yet completed the estimates of our proved oil and natural gas reserves for the remainder of our properties at December 31, 2011.

Other Developments

Between November 2011 and January 2012, we entered into various costless collars to mitigate our exposure to oil price volatility and enhance predictability of our cash flows in 2012 and 2013. As of January 13, 2012, we have hedged a total of 1,060,000 Bbl of oil for 2012 and a total of 780,000 Bbl of oil for 2013. For 2012, all collars have a price floor of \$90.00/Bbl and price ceilings that range from \$104.20/Bbl to \$113.75/Bbl. For 2013, all collars have price floors of \$85.00/Bbl or \$90.00/Bbl and price ceilings that range from \$102.25/Bbl to \$110.40/Bbl. These costless collars may limit our potential gains if oil prices rise above the specified price ceilings. For additional information, see “Risk Factors—Hedging Transactions, or the Lack Thereof, May Limit Our Potential Gains and Could Result in Financial Losses” and “Management’s Discussion and Analysis of Financial Condition and Results of Operations—Quantitative and Qualitative Disclosures About Market Risk—Commodity Price Exposure.”

In December 2011, we amended and restated our senior secured revolving credit agreement. This amendment increased the maximum facility amount from \$150 million to \$400 million. Borrowings are limited to the lesser of \$400 million or the borrowing base, which will be \$100 million immediately following this offering.

In November and December 2011, we completed three additional operated Eagle Ford horizontal wells, the Martin Ranch #2H, #3H and #5H in northeastern La Salle County, Texas. During initial flow tests on these wells, the Martin Ranch #2H tested at approximately 1,310 Bbls of oil and 1.8 MMcf of natural gas per day, the Martin Ranch #3H tested at approximately 620 Bbls of oil and 0.5 MMcf of natural gas per day, and the Martin Ranch #5H tested at approximately 810 Bbls of oil and 0.6 MMcf of natural gas per day. All three wells were turned to sales in late December 2011. We are the operator and have a 100% working interest in these three wells.

In August 2011, we completed our fourth operated Eagle Ford horizontal well, the Lewton #1H in DeWitt County, Texas. This well began producing to sales in late December 2011, and in early January 2012, the well was producing approximately 2.7 MMcf of natural gas and 600 Bbls of condensate per day. We are the operator of this well and paid 100% of the costs to drill and complete the well. We will receive 85% of the revenues attributable to the working interest in the well until we have recovered all of our acquisition, drilling and completion costs, after which time, our partner will receive 50% of the revenues attributable to the working interest in the well and we and our partner will each maintain a 50% working interest in the well.

Between March and July 2011, we acquired leasehold interests in approximately 6,300 gross and 4,800 net acres in DeWitt, Karnes, Wilson and Gonzales Counties, Texas in the Eagle Ford shale play from Orca ICI Development, JV. We believe that all of this acreage is in an oil and liquids prone area of the Eagle Ford play. We believe that the acreage in Wilson and Gonzales Counties and a portion of DeWitt County will be prospective for oil and liquids from the Austin Chalk formation in addition to the Eagle Ford. We paid approximately \$31.5 million to acquire this acreage. We currently own a 50% working interest in the acreage (approximately 2,800 gross and 1,400 net acres) in DeWitt County and are the operator. We currently own a 100% working interest in the acreage (approximately 3,500 gross and 3,400 net acres) in Karnes, Wilson and Gonzales Counties and are the operator.

In March 2011, first sales of natural gas began from our Williams 17 H#1 well, located in what we believe to be the core area of the Haynesville shale play in northwest Louisiana. We began producing this well at a constrained rate of about 10.0 MMcf of natural gas per day. During November 2011, this well produced at an average daily rate of 4.5 MMcf of natural gas per day, and through November 30, 2011, had produced approximately 1.7 Bcf of natural gas. We are the operator and have a 100% working interest and a favorable 87.5% net revenue interest in this well.

In February 2011, we completed our third operated Eagle Ford horizontal well, the Affleck #1H, in eastern Dimmit County, Texas. This well tested at approximately 415 Bbls of oil and 5.4 MMcf of natural gas per day during an initial flow test. During November 2011, this well produced at an average daily rate of 0.9 MMcf of natural gas and 70 Bbls of oil per day. We are the operator and have a 100% working interest in this well.

In January 2011, we completed a private placement offering of 1,922,199 shares of our Class A common stock at \$11.00 per share for an aggregate amount of \$21,144,189.

In January 2011, we completed our second operated Eagle Ford horizontal well, the Martin Ranch #1H, in northeastern La Salle County, Texas. First sales of oil and natural gas from this well began in late March at approximately 700 Bbls of oil and 350 Mcf of natural gas per day. During November 2011, the well produced at an average daily rate of approximately 520 Bbls of oil and 0.6 MMcf of natural gas per

day, and through November 30, 2011, had produced a total of approximately 111,000 Bbls of oil and 135 MMcf of natural gas. We are the operator and have a 100% working interest in this well.

In January 2011, first sales of oil and natural gas began from our first operated Eagle Ford horizontal well, the JCM Jr. Minerals #1H, in southern La Salle County, at approximately 3.4 MMcf of natural gas and 135 Bbls of condensate per day. During November 2011, the well produced at an average daily rate of approximately 0.6 MMcf of natural gas and 12 Bbls of condensate per day, and through November 30, 2011, had produced a total of approximately 416 MMcf of natural gas and 10,900 Bbls of condensate. We are the operator and have a 100% working interest in this well.

In January 2011, we completed our first horizontal Cotton Valley well, the Tigner Walker H#1-Alt., in DeSoto Parish, Louisiana. First sales of natural gas from this well began in late January at approximately 4.6 MMcf of natural gas per day. During November 2011, the well produced at an average daily rate of approximately 1.9 MMcf of natural gas per day, and through November 30, 2011, had produced a total of approximately 900 MMcf of natural gas. We are the operator and have a 100% working interest in this well subject to a reversionary interest at payout.

On December 31, 2010, first sales of natural gas began from our L.A. Wildlife H#1 Alt. horizontal well, located in what we believe to be the core area of the Haynesville shale play in northwest Louisiana. We began producing this well at a constrained rate of about 10.0 MMcf of natural gas per day. During November 2011, the well produced at an average daily rate of approximately 10.0 MMcf of natural gas per day, and through November 30, 2011, had produced a total of approximately 3.2 Bcf of natural gas. We are the operator and have a 95% working interest in this well.

Business Strategies

Our goal is to increase shareholder value by building reserves, production and cash flows at an attractive return on invested capital. We plan to achieve our goal by executing the following strategies:

- *Focus Exploration and Development Activity on Our Eagle Ford and Haynesville Shale Assets.*

We have established core acreage positions in the Eagle Ford and Haynesville shale plays, which we believe are two of the most active and economically viable shale plays in North America. Although we intend to allocate a portion of our 2012 capital expenditure budget to financing exploration, development and acquisition of additional interests in the Haynesville shale play, we currently intend to allocate approximately 84% of our 2012 capital expenditure budget to the exploration, development and acquisition of additional interests in the Eagle Ford shale play. Since just over 90% of our Haynesville acreage was held by production and approximately 80% of our Eagle Ford acreage was either held by production or not burdened by lease expirations before 2013 at September 30, 2011, we have the flexibility to develop our acreage in a disciplined manner in order to maximize the resource recovery from these assets. We believe the economics for development in these two areas are attractive at current commodity prices.

- *Identify, Evaluate and Exploit Oil Plays to Create a More Balanced Portfolio.*

Although most of our current proved reserves are classified as natural gas, we have been evaluating various oil plays to find and execute upon opportunities that would fit well with our exploration and operating strategies. We believe our interests in the Eagle Ford shale play will enable us to create a more balanced commodity portfolio through the drilling of locations that are prospective for oil and liquids. We believe oil and liquids opportunities represent about 94% of

our anticipated 2012 capital expenditure budget. We expect to continue to create and acquire additional prospects and opportunities for the exploration and production of oil and liquids.

- *Pursue Opportunistic Acquisitions.*

We believe our management team's familiarity with our key operating areas and its contacts with the operators and mineral owners in those regions enable us to identify high-return opportunities at attractive prices. We actively pursue opportunities to acquire unproved and unevaluated acreage, drilling prospects and low-cost producing properties within our core areas of operations where we have operational control and can enhance value and performance. We view these acquisitions as an important component of our business strategy and intend to selectively make acquisitions on attractive terms that complement our growth and help us achieve economies of scale.

- *Maintain Our Financial Discipline.*

As an operator, we leverage advanced technologies and integrate the knowledge, judgment and experience of our management and technical teams. We believe our team demonstrates financial discipline that is achieved by our approach to evaluating and analyzing prospects and prior drilling and completion results before allocating capital and is reflected in the improvements our team has attained on reducing unit costs. When we are not the operator, we proactively engage with the operators in an effort to ensure similar financial discipline. Additionally, we conduct our own internal geological and engineering studies on these prospects and provide input on the drilling, completion and operation of many of these non-operated wells pursuant to our agreements and relationships with the operators. Through these methods and practices, we believe we are well-positioned to control the expenses and timing of development and exploitation of our properties.

- *Maintain Proactive and Ongoing Relationships with Other Industry Participants.*

We believe maintaining proactive and ongoing relationships with other industry operators and vendors enhances our understanding of the shale plays and allows us to leverage their expertise without having to commit substantial capital. We currently participate in various drilling activities with larger industry participants, including affiliates of Chesapeake Energy Corporation, EOG Resources, Inc., Royal Dutch Shell plc and others. We are also active participants in three industry shale consortia: the North American Gas Shale, Haynesville and Bossier Shale and Eagle Ford Shale consortia organized by Core Laboratories, LP. As active members in various professional societies, our staff and board members also regularly interact on a professional basis with other industry participants.

Competitive Strengths

We believe our prior success is, and our future performance will be, directly related to the following combination of strengths that will enable us to implement our strategies:

- *High Quality Asset Base in Attractive Areas.*

We have key acreage positions in active areas of the Eagle Ford and Haynesville shale plays. We believe our assets in these plays are characterized by low geological risk and similar repeatable drilling opportunities that we expect will result in a predictable production growth profile. The commodity mix of our production and reserves is expected to become more balanced as a result of

our planned activities on our Eagle Ford and Austin Chalk acreage, which is located in oil and liquids prone areas of the plays. In addition to the Haynesville shale, our east Texas and north Louisiana assets have multiple, recognized geologic horizons, including the Middle Bossier shale, Cotton Valley and Hosston (Travis Peak) formations. We also believe there is additional resource potential in our oil and natural gas prospects in southeast New Mexico and west Texas, along with our natural gas prospects in southwest Wyoming and adjacent areas in Utah and Idaho.

- *Large, Multi-year, Development Drilling Inventory.*

Within our northwest Louisiana/east Texas and south Texas regions, we have identified 818 gross and 313 net drilling locations, including 197 gross and 157 net locations in the Eagle Ford shale play and 545 gross and 104 net locations in the Haynesville shale play. At September 30, 2011, these identified drilling locations included 2 gross and 2 net locations to which we have assigned proved undeveloped reserves in the Eagle Ford shale play and 95 gross and 15 net locations to which we have assigned proved undeveloped reserves in the Haynesville shale play. We have identified 28 gross and 26 net locations in the Eagle Ford shale play and 25 gross and 2 net locations in the Haynesville shale play that we expect to drill in 2012, the completion of which would represent approximately 14% and 5% of our identified gross drilling locations in these two areas at September 30, 2011, respectively. Additionally, we expect to identify and develop additional locations across our broad exploration portfolio as we evaluate our Cotton Valley, Austin Chalk, Meade Peak and Delaware and Midland Basin assets. We believe our multi-year, identified drilling inventory and exploration portfolio provide visible near-term growth in our production and reserves, and highlight the long-term resource potential across our asset base.

- *Financial Flexibility to Fund Expansion.*

Historically, we have maintained financial flexibility by obtaining capital through shareholder investments and our operational cash flows while having access to additional borrowings, which has allowed us to take advantage of acquisition opportunities as they arise. At September 30, 2011, on an as adjusted basis to give effect to this offering and our use of proceeds, we expect to have at least \$98.7 million available for borrowings under our credit agreement after giving effect to outstanding letters of credit. Excluding any possible acquisitions, we expect to maintain our current financial flexibility by funding our entire 2012 capital expenditure budget through the net proceeds we receive from this offering, together with our cash flows and future potential borrowings under our credit agreement. We anticipate that we may need to access future borrowings under our credit agreement within 60 to 90 days following completion of this offering to fund a portion of our 2012 capital expenditure requirements in excess of amounts available from our cash flows and the net proceeds of this offering. Our availability of capital as described above will also allow us to maintain our competitiveness in seeking to acquire additional oil and natural gas properties as opportunities arise. A strong balance sheet and interest savings should also reduce unit costs and increase profitability. In addition, since a large portion of our Eagle Ford and Haynesville acreage was held by production at September 30, 2011, we have the financial flexibility to allocate our capital when we believe it is economical and justified.

- *Experienced and Incentivized Management, Technical Team and Board.*

Our management and technical teams possess extensive oil and natural gas expertise with an average of over 25 years of relevant industry experience from companies such as Matador Petroleum Corporation, S. A. Holditch & Associates, Inc., Schlumberger Limited, Conoco and

ARCO, and we believe they have a demonstrated record of growth and financial discipline over many years. The management team has experience in drilling and completing hundreds of vertical and horizontal wells in unconventional resource plays, including the Cotton Valley, Bossier, Wilcox/Vicksburg, Austin Chalk, Haynesville and Eagle Ford plays. Our management team's experience is complemented by a strong technical team with deep knowledge of advanced geophysical, drilling and completion technologies whose members are active in their professional societies. Additionally, we have a group of board members and special advisors with considerable experience and expertise in the oil and natural gas industry and in managing other successful enterprises who provide insight and perspective regarding our business and the evaluation, exploration, engineering and development of our prospects. In addition to its considerable experience, our management team currently owns and will continue to own a significant direct ownership interest in us immediately following the completion of this offering. We believe our management team's direct ownership interest, as well as its ability to increase its holdings over time through our long-term incentive plan, aligns management's interests with those of our shareholders.

- *Extensive Geologic, Engineering and Operational Experience in Unconventional Reservoir Plays.*

The individuals on our technical team are highly experienced in analyzing unconventional reservoir plays and in horizontal drilling, completion and production operations in a number of geographic areas. Our geologists have extensive experience in analyzing unconventional reservoir plays throughout the United States, including our principal areas of interest, by using the latest imaging technology, such as 2-D and 3-D seismic interpretation, and petrophysical analysis. In addition, our technical team has been directly involved in over 26 different horizontal well drilling and/or operations programs in both onshore and offshore formations located in the United States and abroad. Our team's diverse and broad horizontal drilling experience includes most, if not all, techniques used in modern day drilling. Additionally, our team has in-depth experience with various horizontal completion techniques and their applications in multiple unconventional plays. We intend to leverage our team's geological expertise and horizontal drilling and completion experience to develop and exploit our large, multi-year development drilling inventory.

- *Multi-Disciplined Approach to New Opportunities.*

Our process for evaluating and developing new oil and natural gas prospects is a result of what we believe is an organizational philosophy that is dedicated to a systematic, multi-disciplinary approach to new opportunities with an emphasis on incorporating petroleum systems, geosciences, technology and finance into the decision-making process. We recognize the importance of consulting multiple individuals in our organization across all disciplines and all levels of responsibility prior to making exploration, acquisition or development decisions and the formulation of key criteria for successful exploration and development projects in any given play to enhance our decision-making. We also conduct a post-completion review of our major decisions to determine what we did right and where we need to improve. At times, this approach results in a decision to accelerate our drilling program or expand our positions in certain areas. Other times, this approach results in a decision to mitigate risk associated with our exploration and development programs by sharing operational risks and costs with other industry participants or exiting an area altogether. We believe this multi-disciplined approach underpins our track record of value creation and represents the best way to deliver consistent, year-over-year results to our shareholders.

Certain Risk Factors

An investment in our common stock involves risks that include the speculative nature of oil and natural gas exploration and production, competition, volatile oil and natural gas prices and other material factors. In particular, the following considerations may offset our competitive strengths or have a negative effect on both our business strategy as well as on activities on our properties, which could cause a decrease in the price of our common stock and result in a loss of all or a portion of your investment:

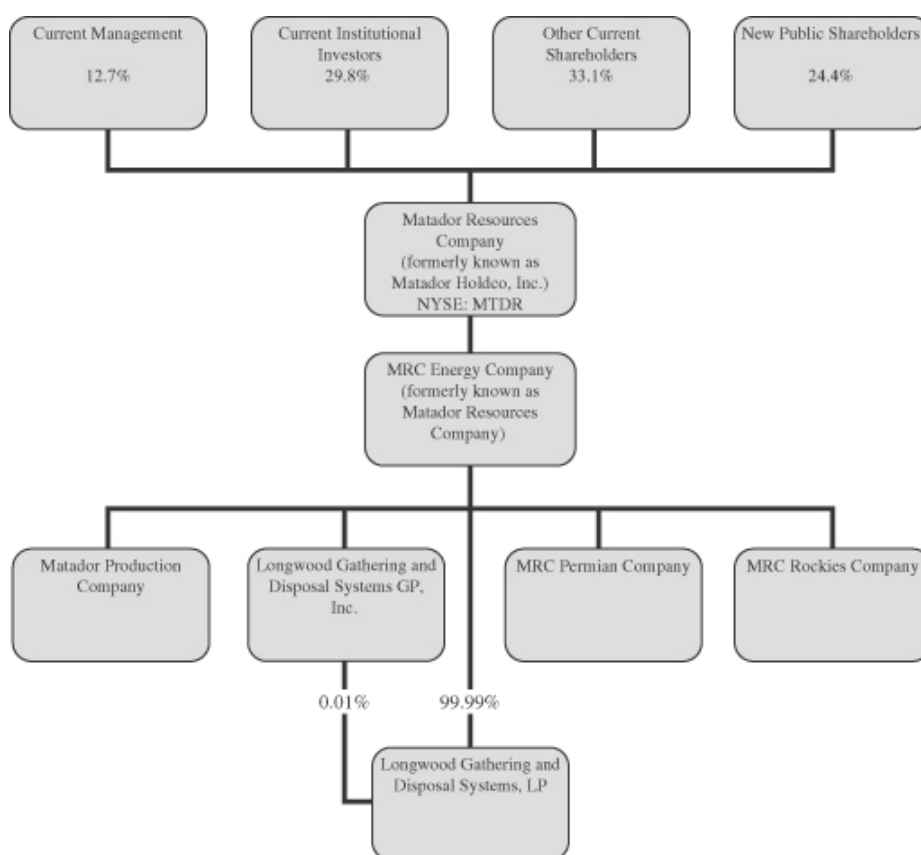
- Our success is dependent on the prices of oil and natural gas. Low oil or natural gas prices or the substantial volatility in these prices may adversely affect our financial condition and our ability to meet our capital expenditure requirements and financial obligations;
- Drilling for and producing oil and natural gas are high-risk activities with many uncertainties that could adversely affect our business, financial condition, results of operations and cash flows;
- Our oil and natural gas reserves are estimated and may not reflect the actual volumes of oil and natural gas we will receive, and significant inaccuracies in these reserve estimates or underlying assumptions will materially affect the quantities and present value of our reserves;
- Our exploration, development and exploitation projects require substantial capital expenditures that may exceed our cash flows from operations and potential borrowings, and we may be unable to obtain needed capital on satisfactory terms, which could adversely affect our future growth;
- The unavailability or high cost of drilling rigs, completion equipment and services, supplies and personnel, including hydraulic fracturing equipment and personnel, could adversely affect our ability to establish and execute exploration and development plans within budget and on a timely basis, which could have a material adverse effect on our financial condition, results of operations and cash flows;
- Because our reserves and production are concentrated in a small number of properties, problems in production and markets relating to any property could have a material impact on our business;
- Drilling locations that we decide to drill may not yield oil or natural gas in commercially viable quantities;
- We may have accidents, equipment failures or mechanical problems while drilling or completing wells or in production activities, which could adversely affect our business;
- We have limited control over activities on properties we do not operate;
- Approximately 67% of our total proved reserves at September 30, 2011 consisted of undeveloped and developed non-producing reserves, and those reserves may not ultimately be developed or produced;
- Our success depends, to a large extent, on our ability to retain our key personnel, including our Chairman of the Board, Chief Executive Officer and President, the members of our board of directors and our special board advisors, and the loss of any key personnel, board member or special board advisor could disrupt our business operations; and
- If any of the material weaknesses previously identified by our independent registered public accountants persist or if we fail to establish and maintain effective internal control over financial reporting in the future, our ability to accurately report our financial results could be adversely affected.

For a discussion of these risks and other considerations that could negatively affect us, including risks related to this offering and our common stock, see “Risk Factors” beginning on page 21 and “Cautionary Note Regarding Forward-Looking Statements.”

Organizational Structure

Matador Resources Company was formed as a Texas corporation in July 2003. Pursuant to the terms of the corporate reorganization that was completed on August 9, 2011, former Matador Resources Company, now known as MRC Energy Company, became a wholly owned subsidiary of current Matador Resources Company, formerly known as Matador Holdco, Inc. In connection with the reorganization, former Matador Resources Company changed its corporate name to MRC Energy Company, and Matador Holdco, Inc. changed its corporate name to Matador Resources Company.

The following diagram indicates our ownership structure and organizational structure after giving effect to our corporate reorganization and this offering. The shareholder ownership information set forth below is based on the beneficial ownership of our common stock after consummation of this offering based on the number of shares beneficially owned by our current shareholders at January 16, 2012.



Corporate Information

We are headquartered in Dallas, Texas. Our executive offices and mailing address are at One Lincoln Centre, 5400 LBJ Freeway, Suite 1500, Dallas, Texas 75240. Our telephone number is (972) 371-5200. We expect to have an operational website that meets Securities and Exchange Commission, or SEC, and New York Stock Exchange, or NYSE, requirements concurrently with, or prior to, the completion of this offering. Information on our website or any other website is not and will not be incorporated by reference herein and does not and will not constitute a part of this prospectus.

The Offering

Issuer	Matador Resources Company
Selling shareholders	See “Principal and Selling Shareholders.”
Common stock offered by us	11,666,667 shares (12,366,667 shares if the underwriters’ over-allotment is exercised in full)
Common stock offered by selling shareholders	1,666,667 shares (2,966,667 shares if the underwriters’ over-allotment is exercised in full)
Common stock outstanding after offering	54,719,860 shares (55,419,860 shares if the underwriters’ over-allotment is exercised in full)
	The number of shares to be outstanding after this offering is based on 43,053,193 shares of our common stock outstanding at January 16, 2012. This number excludes 4,000,000 additional shares that are authorized for future issuance under our equity incentive plan and 739,500 additional shares that may be issued subsequent to the offering pursuant to outstanding stock options.
Over-allotment option	We and the selling shareholders have granted the underwriters a 30-day option to purchase up to an aggregate of 700,000 and 1,300,000 additional shares of our common stock, respectively, to cover any over-allotments.
Use of proceeds	<p>We estimate that our net proceeds from this offering will be approximately \$160.2 million assuming an initial public offering price of \$15.00 per share (the midpoint of the price range set forth on the cover page of this prospectus) and after deducting the underwriting discounts and commissions and estimated offering expenses.</p> <p>We intend to use the net proceeds we receive from this offering to repay the then outstanding borrowings under our credit agreement (\$113.0 million outstanding at December 30, 2011, excluding outstanding letters of credit). The remaining net proceeds will be used to fund a portion of our anticipated 2012 capital expenditure budget. We will not receive any of the proceeds from the sale of shares of our common stock by the selling shareholders. See “Use of Proceeds.”</p> <p>Affiliates of certain of the underwriters are lenders under our senior secured revolving credit agreement and, accordingly, will receive a portion of the proceeds from this offering. See “Use of Proceeds” and “Underwriters — Conflicts of Interest.”</p>
Dividend policy	We do not anticipate paying any cash dividends on our common stock.

[Table of Contents](#)

[Index to Financial Statements](#)

Risk factors

You should carefully read and consider the information beginning on page 22 of this prospectus set forth under the heading “Risk Factors” and all other information set forth in this prospectus before deciding to invest in our common stock.

New York Stock Exchange Symbol

MTDR

Summary Financial, Reserves and Operating Data

You should read the following summary financial, reserves and operating data in conjunction with “Selected Historical Consolidated and Other Financial Data,” “Management’s Discussion and Analysis of Financial Condition and Results of Operations,” “Business” and our audited and unaudited historical consolidated financial statements and related notes thereto included elsewhere in this prospectus. The financial information included in this prospectus may not be indicative of our future results of operations, financial position and cash flows.

Financial Data

The following tables set forth summary historical consolidated financial information for the company and its subsidiaries. The historical consolidated financial information is derived from the audited consolidated financial statements for the company and its subsidiaries at and for the years ended December 31, 2010, 2009 and 2008 and the unaudited condensed consolidated financial statements for the company and its subsidiaries at and for the nine months ended September 30, 2011 and 2010. The balance sheet data has also been adjusted to reflect the estimated net proceeds to be received by us from this offering. The audited consolidated financial statements for the company and its subsidiaries at and for the years ended December 31, 2010, 2009 and 2008 and the unaudited condensed consolidated financial statements for the company and its subsidiaries at and for the nine months ended September 30, 2011 and 2010 are contained elsewhere in this prospectus. Our consolidated financial statements for the years ended December 31, 2010, 2009 and 2008 were audited by Grant Thornton LLP.

	Year Ended December 31,			Nine Months Ended September 30,	
	2010	2009	2008	2011 (Unaudited)	2010 (Unaudited)
(In thousands, except per share data)					
Statement of operations data:					
Revenues:					
Oil and natural gas revenues	\$34,042	\$ 19,039	\$ 30,645	\$ 52,009	\$ 25,182
Realized gain (loss) on derivatives	5,299	7,625	(1,326)	4,237	2,988
Unrealized gain (loss) on derivatives	3,139	(2,375)	3,592	1,534	5,813
Total revenues	42,480	24,289	32,911	57,780	33,983
Expenses:					
Production taxes and marketing	1,982	1,077	1,639	4,801	1,235
Lease operating	5,284	4,725	4,667	5,639	3,801
Depletion, depreciation and amortization	15,596	10,743	12,127	22,578	10,931
Accretion of asset retirement obligations	155	137	92	158	107
Full-cost ceiling impairment	–	25,244	22,195	35,673	–
General and administrative	9,702	7,115	8,252	9,395	6,793
Total expenses	32,719	49,041	48,972	78,244	22,867
Operating income (loss)	9,761	(24,752)	(16,061)	(20,464)	11,116
Other:					
Other (expense) income	137	402	139,962 ⁽¹⁾	(213)	300
Income (loss) before income taxes	9,898	(24,350)	123,901	(20,677)	11,416
Net income (loss)	\$ 6,377	\$(14,425)	\$103,878	\$ (13,725)	\$ 7,373

	Year Ended December 31,			Nine Months Ended September 30,	
	2010	2009	2008	2011	2010
				(Unaudited)	(Unaudited)
(In thousands, except per share data)					
Earnings (loss) per share (basic) ⁽²⁾					
Class A	\$ 0.15	\$ (0.37)	\$ 2.50	\$ (0.33)	\$ 0.18
Class B ⁽²⁾	\$ 0.42	\$ (0.10)	\$ 2.77	\$ (0.13)	\$ 0.38
Weighted average common shares outstanding (basic)	41,037	40,123	41,385	42,702	40,880
Class A	40,007	39,093	40,355	41,671	39,849
Class B ⁽²⁾	1,031	1,031	1,031	1,031	1,031

(1) Increase in other income was primarily due to gain on unproved and unevaluated property dispositions in 2008.

(2) At September 30, 2011, we had 1,030,700 shares of Class B common stock issued and outstanding. All shares of Class B common stock will automatically convert on a one-for-one basis into shares of Class A common stock upon the consummation of this offering pursuant to the terms of our certificate of formation. If the Class B common stock were converted at the applicable date, the earnings per share would not be materially different than the Class A earnings per share.

	At December 31,			At September 30,		
	2010	2009	2008	2011	2010	
				Actual	As Adjusted ⁽¹⁾	(Unaudited)
(In thousands)						
Balance sheet data:						
Cash and cash equivalents	\$ 21,060	\$104,230	\$150,768	\$ 7,768	\$ 57,533	\$ 38,618
Certificates of deposit	2,349	15,675	20,782	2,085	2,085	7,429
Net property and equipment	303,880	142,078	125,261	350,279	378,279	227,052
Total assets	346,382	277,400	314,539	383,244	461,009	291,423
Current liabilities	30,097	8,868	35,475	50,102	25,102	19,396
Long term liabilities	34,408	4,210	2,059	64,604	4,604	8,125
Total shareholders' equity	\$281,877	\$264,321	\$277,005	\$ 268,538	\$ 431,303	\$ 263,902

(1) As adjusted to give effect to (a) this offering (assuming aggregate net proceeds of \$160.2 million are received by us), (b) the application of the net proceeds to be received by us to repay the then outstanding borrowings under our credit agreement (\$113.0 million less outstanding letters of credit), (c) \$28.0 million being added to property and equipment reflecting the use of \$28.0 million in additional borrowings under our credit agreement between September 30, 2011 and January 16, 2012, (d) the balance of the net proceeds from this offering being added to cash and cash equivalents to fund a portion of our 2012 capital expenditure budget and (e) the proceeds to be received by us as a result of the issuance of 285,000 shares of common stock to certain holders of stock options prior to the consummation of this offering in connection with the exercise of their stock options at an exercise price of \$9.00 per share.

	Year Ended December 31,			Nine Months Ended September 30,	
	2010	2009	2008	2011	2010
				(Unaudited)	(Unaudited)
(In thousands)					
Other financial data:					
Net cash provided by operating activities	\$ 27,273	\$ 1,791	\$ 25,851	\$ 34,443	\$ 21,390
Net cash (used in) provided by investing activities	(147,334)	(49,415)	115,481	(107,772)	(78,718)
Oil and natural gas properties capital expenditures	(159,050)	(54,244)	(104,119)	(104,733)	(86,031)
Expenditures for other property and equipment	(1,610)	(307)	(3,012)	(3,303)	(934)
Net cash provided by (used in) financing activities	36,891	1,086	419	60,037	(8,284)
Adjusted EBITDA ⁽¹⁾	\$ 23,635	\$ 15,184	\$ 18,411	\$ 37,550	\$ 17,133

(1) Adjusted EBITDA is a non-GAAP financial measure. For a definition of Adjusted EBITDA and a reconciliation of Adjusted EBITDA to our net income and net cash provided by operating activities, see "— Non-GAAP Financial Measures" below.

Non-GAAP Financial Measures

We define Adjusted EBITDA as earnings before interest expense, income taxes, depletion, depreciation and amortization, property impairments, unrealized derivative gains and losses, non-recurring

income and expenses and non-cash stock-based compensation expense, including stock option and grant expense and restricted stock grants. Adjusted EBITDA is not a measure of net income or cash flows as determined by GAAP. Adjusted EBITDA is a supplemental non-GAAP financial measure that is used by management and external users of our consolidated financial statements, such as industry analysts, investors, lenders and rating agencies. "GAAP" means Generally Accepted Accounting Principles.

Management believes Adjusted EBITDA is necessary because it allows us to evaluate our operating performance and compare the results of operations from period to period without regard to our financing methods or capital structure. We exclude the items listed above from net income (loss) in calculating Adjusted EBITDA because these amounts can vary substantially from company to company within our industry depending upon accounting methods and book values of assets, capital structures and the method by which the assets were acquired.

Adjusted EBITDA should not be considered an alternative to, or more meaningful than, net income or cash flows from operating activities as determined in accordance with GAAP or as an indicator of our operating performance or liquidity. Certain items excluded from Adjusted EBITDA are significant components of understanding and assessing a company's financial performance, such as a company's cost of capital and tax structure. Our Adjusted EBITDA may not be comparable to similarly titled measures of another company because all companies may not calculate Adjusted EBITDA in the same manner. The following table presents our calculation of Adjusted EBITDA and reconciliation of Adjusted EBITDA to the GAAP financial measures of net income (loss) and net cash provided by operating activities, respectively.

	Year Ended December 31,			Nine Months Ended September 30,	
	2010	2009	2008	2011	2010
(In thousands)					
Unaudited Adjusted EBITDA reconciliation to Net Income (Loss):					
Net income (loss)	\$ 6,377	\$ (14,425)	\$ 103,878	\$ (13,725)	\$ 7,373
Interest expense	3	–	–	461	–
Total income tax provision (benefit)	3,521	(9,925)	20,023	(6,952)	4,043
Depletion, depreciation and amortization	15,596	10,743	12,127	22,578	10,931
Accretion of asset retirement obligations	155	137	92	158	107
Full-cost ceiling impairment	–	25,244	22,195	35,673	–
Unrealized (gain) loss on derivatives	(3,139)	2,375	(3,592)	(1,534)	(5,812)
Stock option and grant expense	824	622	605	855	466
Restricted stock grants	74	34	60	36	25
Net (gain)/loss on asset sales and inventory impairment	224	379	(136,977)	–	–
Adjusted EBITDA	<u>\$23,635</u>	<u>\$ 15,184</u>	<u>\$ 18,411</u>	<u>\$ 37,550</u>	<u>\$17,133</u>
(In thousands)					
Unaudited Adjusted EBITDA reconciliation to Net Cash Provided by Operating Activities:					
Net cash provided by operating activities	\$27,273	\$ 1,791	\$ 25,851	\$ 34,443	\$21,390
Net change in operating assets and liabilities	(2,230)	15,717	(17,888)	2,692	(2,846)
Interest expense	3	–	–	461	–
Current income tax (benefit) provision	(1,411)	(2,324)	10,448	(46)	(1,411)
Adjusted EBITDA	<u>\$23,635</u>	<u>\$ 15,184</u>	<u>\$ 18,411</u>	<u>\$ 37,550</u>	<u>\$17,133</u>

Reserves Data

The following table presents summary data with respect to our estimated net proved oil and natural gas reserves at the dates indicated. The reserves estimates at December 31, 2008 presented in the table below are based on evaluations prepared by our engineering staff, which have been audited by LaRoche Petroleum Consultants, Ltd., independent reservoir engineers. The reserves estimates at December 31, 2010 and 2009 and at September 30, 2011 are based on evaluations prepared by our engineering staff, which have been audited by Netherland, Sewell & Associates, Inc., independent reservoir engineers. These reserves estimates were prepared in accordance with the Securities and Exchange Commission's rules regarding oil and natural gas reserves reporting that were in effect at the time of the preparation of the reserves report. Our total estimated proved reserves are estimated using a conversion ratio of one Bbl per six Mcf.

	At December 31,			At September 30,
	2010	2009	2008	2011
Estimated proved reserves: ^{(1) (2)}				
Natural gas (Bcf)	127.4	63.9	19.2	155.3
Oil (MBbls)	152	103	131	1,083
Total (Bcfe)	128.3	64.5	20.0	161.8
Developed proved reserves (Bcfe)	44.1	26.0	20.0	55.8
Percent developed	34.3%	40.3%	100.0%	34.5%
Undeveloped proved reserves (Bcfe)	84.3	38.6	—	106.0
PV-10 (in thousands) ⁽³⁾	\$119,869	\$70,359	\$44,069	\$ 155,217
Standardized Measure (in thousands) ⁽⁴⁾	\$111,077	\$65,061	\$43,254	\$ 143,372

(1) Numbers in table may not total due to rounding.

(2) Our estimated proved reserves, PV-10 and Standardized Measure were determined using index prices for oil and natural gas, without giving effect to derivative transactions, and were held constant throughout the life of the properties. The index prices were \$41.00 per Bbl for oil and \$5.710 per MMBtu for natural gas at December 31, 2008. The unweighted arithmetic averages of the first-day-of-the-month prices for the 12 months ended December 31, 2009 were \$57.65 per Bbl for oil and \$3.866 per MMBtu for natural gas, for the 12 months ended December 31, 2010 were \$75.96 per Bbl for oil and \$4.376 per MMBtu for natural gas, and for the 12-month period from October 2010 to September 2011 were \$91.00 per Bbl for oil and \$4.158 per MMBtu for natural gas. These prices were adjusted by lease for quality, energy content, regional price differentials, transportation fees, marketing deductions and other factors affecting the price received at the wellhead.

(3) PV-10 is a non-GAAP financial measure and generally differs from Standardized Measure, the most directly comparable GAAP financial measure, because it does not include the effects of income taxes on future net revenues. PV-10 is not an estimate of the fair market value of our properties. We and others in the industry use PV-10 as a measure to compare the relative size and value of proved reserves held by companies and of the potential return on investment related to the companies' properties without regard to the specific tax characteristics of such entities. Our PV-10 at December 31, 2008, 2009 and 2010 and at September 30, 2011 may be reconciled to our Standardized Measure of discounted future net cash flows at such dates by reducing our PV-10 by the discounted future income taxes associated with such reserves. The discounted future income taxes at December 31, 2008, 2009 and 2010 and at September 30, 2011 were, in thousands, \$815, \$5,298, \$8,792 and \$11,845, respectively.

(4) Standardized Measure represents the present value of estimated future net cash flows from proved reserves, less estimated future development, production, plugging and abandonment costs and income tax expenses, discounted at 10% per annum to reflect the timing of future cash flows. Standardized Measure is not an estimate of the fair market value of our properties.

Unaudited Operating Data

The following table sets forth summary unaudited production results for the company and its subsidiaries for the years ended December 31, 2010, 2009 and 2008 and for the nine month periods ended September 30, 2011 and 2010.

	Year Ended December 31,			Nine Months Ended September 30,	
	2010	2009	2008	2011	2010
Production:					
Natural gas (Bcf)	8.4	4.8	3.1	10.9	5.9
Oil (MBbls)	33	30	37	113	24
Total natural gas equivalents (Bcfe) ⁽¹⁾	8.6	5.0	3.3	11.6	6.0
Average net daily production (MMcfe)	23.6	13.7	9.0	42.5	22.0
Average sales price (per Mcfe):					
Average sales price (including effects of hedging)	\$ 4.58	\$ 5.33	\$ 8.86	\$ 4.85	\$ 4.68
Average sales price (before effects of hedging)	\$ 3.96	\$ 3.81	\$ 9.27	\$ 4.48	\$ 4.19
Operating expenses (per Mcfe):					
Production taxes and marketing	\$ 0.23	\$ 0.22	\$ 0.50	\$ 0.41	\$ 0.21
Lease operating	\$ 0.61	\$ 0.94	\$ 1.41	\$ 0.49	\$ 0.63
Depletion, depreciation and amortization	\$ 1.81	\$ 2.15	\$ 3.67	\$ 1.95	\$ 1.82
General and administrative	\$ 1.13	\$ 1.42	\$ 2.50	\$ 0.81	\$ 1.13

(1) Estimated using a conversion ratio of one Bbl per six Mcf.

RISK FACTORS

You should carefully consider the risks described below before making an investment decision. Our business, financial condition or results of operations could be materially adversely affected by any of these risks. The trading price of our common stock could decline due to any of these risks, and you may lose all or part of your investment.

Risks Related to the Oil and Natural Gas Industry and Our Business

Our Success Is Dependent on the Prices of Oil and Natural Gas. Low Oil or Natural Gas Prices and the Substantial Volatility in These Prices May Adversely Affect Our Financial Condition and Our Ability to Meet Our Capital Expenditure Requirements and Financial Obligations.

The prices we receive for our oil and natural gas heavily influence our revenue, profitability, cash flow available for capital expenditures, access to capital and future rate of growth. Oil and natural gas are commodities and, therefore, their prices are subject to wide fluctuations in response to relatively minor changes in supply and demand. Historically, the markets for oil and natural gas have been volatile. These markets will likely continue to be volatile in the future. The prices we receive for our production, and the levels of our production, depend on numerous factors. These factors include the following:

- the domestic and foreign supply of oil and natural gas;
- the domestic and foreign demand for oil and natural gas;
- the prices and availability of competitors' supplies of oil and natural gas;
- the actions of the Organization of Petroleum Exporting Countries, or OPEC, and state-controlled oil companies relating to oil price and production controls;
- the price and quantity of foreign imports;
- the impact of U.S. dollar exchange rates on oil and natural gas prices;
- domestic and foreign governmental regulations and taxes;
- speculative trading of oil and natural gas futures contracts;
- the availability, proximity and capacity of gathering and transportation systems for natural gas;
- the availability of refining capacity;
- the prices and availability of alternative fuel sources;
- weather conditions and natural disasters;
- political conditions in or affecting oil and natural gas producing regions, including the Middle East and South America;
- the continued threat of terrorism and the impact of military action and civil unrest;
- public pressure on, and legislative and regulatory interest within, federal, state and local governments to stop, significantly limit or regulate hydraulic fracturing activities;
- the level of global oil and natural gas inventories and exploration and production activity;
- the impact of energy conservation efforts;
- technological advances affecting energy consumption; and
- overall worldwide economic conditions.

[Table of Contents](#)

[Index to Financial Statements](#)

Because we expect to produce more natural gas than oil in the immediate future, we will face more risk associated with fluctuations in the price of natural gas than oil. Approximately 98% of our production during the year ended December 31, 2010, 94% of our production during the nine month period ended September 30, 2011 and 96% of our proved reserves at September 30, 2011 are attributable to natural gas. In addition, three of our largest prospects, our Haynesville shale, Cotton Valley properties and our Meade Peak shale, currently produce or are expected to produce predominantly natural gas. As a result, they are sensitive to fluctuations in natural gas prices.

One of our current business strategies is to focus on increasing our oil and liquids production. Specifically, our near-term drilling opportunities in the Eagle Ford shale play focus on oil and liquids. We currently intend to allocate approximately 84% of our 2012 capital expenditure budget to the exploration of the Eagle Ford shale. We believe that almost 85% of our Eagle Ford acreage is prospective predominantly for oil and liquids production, and we have identified 197 gross locations for potential future drilling in our Eagle Ford acreage. Therefore, our Eagle Ford shale play is highly susceptible to changes in oil prices.

Declines in oil or natural gas prices would not only reduce our revenue, but could reduce the amount of oil and natural gas that we can produce economically. Should natural gas or oil prices decrease from current levels and remain there for an extended period of time, we may elect in the future to delay some of our exploration and development plans for our prospects, or to cease exploration or development activities on certain prospects due to the anticipated unfavorable economics from such activities, each of which would have a material adverse effect on our business, financial condition, results of operations and reserves.

Drilling for and Producing Oil and Natural Gas Are Highly Speculative and Involve a High Degree of Risk, with Many Uncertainties That Could Adversely Affect Our Business.

Exploring for and developing hydrocarbon reserves involves a high degree of operational and financial risk, which precludes us from definitively predicting the costs involved and time required to reach certain objectives. Our drilling locations are in various stages of evaluation, ranging from a location that is ready to drill to a location that will require substantial additional interpretation before it can be drilled. The budgeted costs of planning, drilling, completing and operating wells are often exceeded and such costs can increase significantly due to various complications that may arise during the drilling and operating processes. Before a well is spud, we may incur significant geological and geophysical (seismic) costs, which are incurred whether a well eventually produces commercial quantities of hydrocarbons, or is drilled at all. Exploration wells bear a much greater risk of loss than development wells. The analogies we draw from available data from other wells, more fully explored locations or producing fields may not be applicable to our drilling locations. If our actual drilling and development costs are significantly more than our estimated costs, we may not be able to continue our operations as proposed and could be forced to modify our drilling plans accordingly.

If we decide to drill a certain location, there is a risk that no commercially productive oil or natural gas reservoirs will be found or produced. We may drill or participate in new wells that are not productive. We may drill wells that are productive, but that do not produce sufficient net revenues to return a profit after drilling, operating and other costs. There is no way to predict in advance of drilling and testing whether any particular location will yield oil or natural gas in sufficient quantities to recover exploration, drilling or completion costs or to be economically viable. Even if sufficient amounts of oil or natural gas exist, we may damage the potentially productive hydrocarbon-bearing formation or experience mechanical difficulties

[Table of Contents](#)

[Index to Financial Statements](#)

while drilling or completing the well, resulting in a reduction in production and reserves from the well or abandonment of the well. Whether a well is ultimately productive and profitable depends on a number of additional factors, including the following:

- general economic and industry conditions, including the prices received for oil and natural gas;
- shortages of, or delays in, obtaining equipment, including hydraulic fracturing equipment, and qualified personnel;
- potential drainage by operators on adjacent properties;
- loss of or damage to oilfield development and service tools;
- problems with title to the underlying properties;
- increases in severance taxes;
- adverse weather conditions that delay drilling activities or cause producing wells to be shut down;
- domestic and foreign governmental regulations; and
- proximity to and capacity of transportation facilities.

If we do not drill productive and profitable wells in the future, our business, financial condition, results of operations, cash flows and reserves could be materially and adversely affected.

We May Have Accidents, Equipment Failures or Mechanical Problems While Drilling or Completing Wells or in Production Activities, Which Could Adversely Affect Our Business.

While we are drilling and completing wells or involved in production activities, we may have accidents or experience equipment failures or mechanical problems in a well that cause us to be unable to drill and complete the well or to continue to produce the well according to our plans. We may also damage a potentially hydrocarbon-bearing formation during drilling and completion operations. Such incidents may result in a reduction of our production and reserves from the well or in abandonment of the well.

Because Our Reserves and Production Are Concentrated in a Small Number of Properties, Problems in Production and Markets Relating to Any Property Could Have a Material Impact on Our Business.

Almost all of our current oil and natural gas production and our proved reserves are attributable to properties in north Louisiana and east Texas, and we expect that most of our operations in the near future will be primarily in south Texas. As a result, we may be disproportionately exposed to the impact of delays or interruptions of production from these wells caused by transportation capacity constraints or interruptions, curtailment of production, availability of equipment, facilities, personnel or services, significant governmental regulation, natural disasters, adverse weather conditions or plant closures for scheduled maintenance. In particular, our operations in south Texas may be adversely affected by hurricanes and tropical storms resulting in delays in exploration and drilling, damage to facilities and equipment and the inability to receive equipment or to access personnel and products at affected job sites in a timely manner. Due to the concentrated nature of our portfolio of properties, a number of our properties could experience any of the same conditions at the same time, resulting in a relatively greater impact on our results of operations than they might have on other companies that have a more diversified portfolio of properties. Such delays or interruptions could have a material adverse effect on our financial condition, results of operations and cash flows.

[Table of Contents](#)

[Index to Financial Statements](#)

Unless We Replace Our Oil and Natural Gas Reserves, Our Reserves and Production Will Decline, Which Would Adversely Affect Our Business, Financial Condition, Results of Operations and Cash Flows.

The rate of production from our oil and natural gas properties declines as our reserves are depleted. Our future oil and natural gas reserves and production and, therefore, our income and cash flow, are highly dependent on our success in: (i) efficiently developing and exploiting our current reserves on properties owned by us or by other persons or entities and (ii) economically finding or acquiring additional oil and natural gas producing properties. In the future, we may have difficulty expanding our current production or acquiring new properties. During periods of low oil and/or natural gas prices, it will become more difficult to raise the capital necessary to finance expansion activities. If we are unable to replace our current and future production, our reserves will decrease, and our business, financial condition, results of operations and cash flows would be adversely affected.

Our Oil and Natural Gas Reserves Are Estimated and May Not Reflect the Actual Volumes of Oil and Natural Gas We Will Receive, and Significant Inaccuracies in These Reserves Estimates or Underlying Assumptions Will Materially Affect the Quantities and Present Value of Our Reserves.

The process of estimating accumulations of oil and natural gas is complex and is not exact, due to numerous inherent uncertainties. The process relies on interpretations of available geological, geophysical, engineering and production data. The extent, quality and reliability of this technical data can vary. The process also requires certain economic assumptions related to, among other things, oil and natural gas prices, drilling and operating expenses, capital expenditures, taxes and availability of funds. The accuracy of a reserves estimate is a function of:

- the quality and quantity of available data;
- the interpretation of that data;
- the judgment of the persons preparing the estimate; and
- the accuracy of the assumptions.

The accuracy of any estimates of proved reserves generally increases with the length of the production history. Due to the limited production history of many of our properties, the estimates of future production associated with these properties may be subject to greater variance to actual production than would be the case with properties having a longer production history. As our wells produce over time and more data is available, the estimated proved reserves will be redetermined on at least an annual basis and may be adjusted to reflect new information based upon our actual production history, results of exploration and development, prevailing oil and natural gas prices and other factors.

Actual future production, oil and natural gas prices, revenues, taxes, development expenditures, operating expenses and quantities of recoverable oil and natural gas most likely will vary from our estimates. It is possible that future production declines in our wells may be greater than we have estimated. Any significant variance to our estimates could materially affect the quantities and present value of our reserves.

The Calculated Present Value of Future Net Revenues from Our Proven Reserves Will Not Necessarily Be the Same as the Current Market Value of Our Estimated Oil and Natural Gas Reserves.

It should not be assumed that the present value of future net cash flows included in this prospectus is the current market value of our estimated proved oil and natural gas reserves. We generally base the estimated discounted future net cash flows from proved reserves on current costs held constant over time without

[Table of Contents](#)

[Index to Financial Statements](#)

escalation and on commodity prices using an unweighted arithmetic average of first-day-of-the-month index prices, appropriately adjusted, for the 12-month period immediately preceding the date of the estimate. Actual future prices and costs may be materially higher or lower than the prices and costs used for these estimates and will be affected by factors such as:

- actual prices we receive for oil and natural gas;
- actual cost and timing of development and production expenditures;
- the amount and timing of actual production; and
- changes in governmental regulations or taxation.

In addition, the 10% discount factor that is required to be used to calculate discounted future net revenues for reporting purposes under GAAP is not necessarily the most appropriate discount factor based on the cost of capital in effect from time to time and risks associated with our business and the oil and natural gas industry in general.

Approximately 67% of Our Total Proved Reserves at September 30, 2011 Consisted of Undeveloped and Developed Non-Producing Reserves, and Those Reserves May Not Ultimately Be Developed or Produced.

At September 30, 2011, approximately 66% of our total proved reserves were undeveloped and approximately 1% were developed non-producing. Our undeveloped and/or developed non-producing reserves may never be developed or produced, or such reserves may not be developed or produced within the time periods we have projected or, at the costs we have budgeted. Delays in the development of our reserves or increases in costs to drill and develop such reserves would reduce the present value of our estimated proved undeveloped reserves and future net revenues estimated for such reserves, resulting in some projects becoming uneconomical. In addition, delays in the development of reserves or declines in oil and/or natural gas prices in the future could cause us to have to reclassify our proved reserves as unproved reserves, which would materially affect our business, financial condition, results of operations and ability to raise capital.

Our Exploration, Development and Exploitation Projects Require Substantial Capital Expenditures That May Exceed Our Cash Flows From Operations and Potential Borrowings, and We May Be Unable to Obtain Needed Capital on Satisfactory Terms, Which Could Adversely Affect Our Future Growth.

Our exploration and development activities are capital intensive. We make and expect to continue to make substantial capital expenditures in our business for the development, exploitation, production and acquisition of oil and natural gas reserves. The net proceeds we receive from this offering, our operating cash flows and future potential borrowings under our credit agreement or otherwise may not be adequate to fund our future acquisitions or future capital expenditure requirements. The rate of our future growth may be dependent, at least in part, on our ability to access capital at rates and on terms we determine to be acceptable.

Our cash flows from operations and access to capital are subject to a number of variables, including:

- our estimated proved oil and natural gas reserves;
- the amount of oil and natural gas we produce from existing wells;
- the prices at which we sell our production;
- the costs of developing and producing our oil and natural gas reserves;
- our ability to acquire, locate and produce new reserves;

[Table of Contents](#)

[Index to Financial Statements](#)

- the ability and willingness of banks to lend to us; and
- our ability to access the equity and debt capital markets.

In addition, future events, such as terrorist attacks, wars or combat peace-keeping missions, financial market disruptions, general economic recessions, oil and natural gas industry recessions, large company bankruptcies, accounting scandals, overstated reserves estimates by major public oil companies and disruptions in the financial and capital markets have caused financial institutions, credit rating agencies and the public to more closely review the financial statements, capital structures and earnings of public companies, including energy companies. Such events have constrained the capital available to the energy industry in the past, and such events or similar events could adversely affect our access to funding for our operations in the future.

If our revenues decrease as a result of lower oil and gas prices, operating difficulties, declines in reserves or for any other reason, we may have limited ability to obtain the capital necessary to sustain our operations at current levels, further develop and exploit our current properties or invest in additional exploration opportunities. Alternatively, a significant improvement in oil and gas prices could result in an increase in our capital expenditures and we may be required to alter or increase our capitalization substantially through the issuance of debt or equity securities, the sale of production payments, the sale of non-strategic assets, the borrowing of funds or otherwise to meet any increase in capital needs. If we are unable to raise additional capital from available sources at acceptable terms, our business, financial condition and future results of operations could be adversely affected.

Our Operations Are Subject to Operational Hazards and Unforeseen Interruptions for Which We May Not Be Adequately Insured.

There are numerous operational hazards inherent in oil and natural gas exploration, development, production and gathering, including:

- unusual or unexpected geologic formations;
- natural disasters;
- adverse weather conditions;
- unanticipated pressures;
- loss of drilling fluid circulation;
- blowouts where oil or natural gas flows uncontrolled at a wellhead;
- cratering or collapse of the formation;
- pipe or cement leaks, failures or casing collapses;
- fires or explosions;
- releases of hazardous substances or other waste materials that cause environmental damage;
- pressures or irregularities in formations; and
- equipment failures or accidents;

In addition, there is an inherent risk of incurring significant environmental costs and liabilities in the performance of our operations, some of which may be material, due to our handling of petroleum hydrocarbons and wastes, our emissions to air and water, the underground injection or other disposal of our wastes, the use of hydraulic fracturing fluids and historical industry operations and waste disposal practices.

[Table of Contents](#)

[Index to Financial Statements](#)

Any of these or other similar occurrences could result in the disruption or impairment of our operations, substantial repair costs, personal injury or loss of human life, significant damage to property, environmental pollution and substantial revenue losses. The location of our wells, gathering systems, pipelines and other facilities near populated areas, including residential areas, commercial business centers and industrial sites, could significantly increase the level of damages resulting from these risks.

Insurance against all operational risks is not available to us. We are not fully insured against all risks, including development and completion risks that are generally not recoverable from third parties or insurance. In addition, pollution and environmental risks generally are not fully insurable. Additionally, we may elect not to obtain insurance if we believe that the cost of available insurance is excessive relative to the perceived risks presented. Losses could, therefore, occur for uninsurable or uninsured risks or in amounts in excess of existing insurance coverage. Moreover, insurance may not be available in the future at commercially reasonable prices or on commercially reasonable terms. Changes in the insurance markets due to various factors may make it more difficult for us to obtain certain types of coverage in the future. As a result, we may not be able to obtain the levels or types of insurance we would otherwise have obtained prior to these market changes, and the insurance coverage we do obtain may not cover certain hazards or all potential losses that are currently covered, and may be subject to large deductibles. Losses and liabilities from uninsured and underinsured events and delay in the payment of insurance proceeds could have a material adverse effect on our business, financial condition, results of operations and cash flows.

The 2-D and 3-D Seismic Data and Other Advanced Technologies We Use Cannot Eliminate Exploration Risk, Which Could Limit Our Ability to Replace and Grow Our Reserves and Materially and Adversely Affect Our Future Cash Flows and Results of Operations.

We intend to employ visualization and 2-D and 3-D seismic images to assist us in exploration and development activities where applicable. These techniques only assist geoscientists in identifying subsurface structures and hydrocarbon indicators and do not allow the interpreter to know conclusively if hydrocarbons are present or economically producible. We could incur losses by drilling unproductive wells based on these technologies. Poor results from our exploration activities could limit our ability to replace and grow reserves and materially and adversely affect our future cash flows and results of operations.

We Currently Own Only a Limited Amount of Seismic and Other Geological Data and May Have Difficulty Obtaining Additional Data at a Reasonable Cost, Which Could Adversely Affect Our Future Cash Flows and Results of Operations.

We currently own only a limited amount of seismic and other geological data to assist us in exploration and development activities. We intend to obtain access to additional data in our areas of interest through licensing arrangements with companies that own or have access to that data or by paying to obtain that data directly. Seismic and geological data can be expensive to license or obtain. We may not be able to license or obtain such data at an acceptable cost.

The Unavailability or High Cost of Drilling Rigs, Completion Equipment and Services, Supplies and Personnel, Including Hydraulic Fracturing Equipment and Personnel, Could Adversely Affect Our Ability to Establish and Execute Exploration and Development Plans within Budget and on a Timely Basis, Which Could Have a Material Adverse Effect on Our Financial Condition, Results of Operations and Cash Flows.

Shortages or the high cost of drilling rigs, completion equipment and services, supplies or personnel could delay or adversely affect our operations. When drilling activity in the United States increases, associated costs typically also increase, including those costs related to drilling rigs, equipment, supplies

[Table of Contents](#)

[Index to Financial Statements](#)

and personnel and the services and products of other vendors to the industry. These costs may increase, and necessary equipment and services may become unavailable to us at economical prices. Should this increase in costs occur, we may delay drilling activities, which may limit our ability to establish and replace reserves, or we may incur these higher costs, which may negatively affect our financial condition, results of operations and cash flows.

In addition, the demand for hydraulic fracturing services currently exceeds the availability of fracturing equipment and crews across the industry and in our operating areas in particular. The accelerated wear and tear of hydraulic fracturing equipment due to its deployment in unconventional oil and natural gas fields characterized by longer lateral lengths and larger numbers of fracturing stages has further amplified this equipment and crew shortage. If demand for fracturing services continues to increase or the supply of fracturing equipment and crews decreases, then higher costs could result and could adversely affect our business and results of operations.

Our Identified Drilling Locations Are Scheduled Out over Several Years, Making Them Susceptible to Uncertainties That Could Materially Alter the Occurrence or Timing of Their Drilling.

Our management team has identified and scheduled drilling locations in our operating areas over a multi-year period. Our ability to drill and develop these locations depends on a number of factors, including the availability of equipment and capital, approval by regulators, seasonal conditions, oil and natural gas prices, assessment of risks, costs and drilling results. The final determination on whether to drill any of these locations will be dependent upon the factors described elsewhere in this prospectus as well as, to some degree, the results of our drilling activities with respect to our established drilling locations. Because of these uncertainties, we do not know if the drilling locations we have identified will be drilled within our expected timeframe or at all or if we will be able to economically produce hydrocarbons from these or any other potential drilling locations. Our actual drilling activities may be materially different from our current expectations, which could adversely affect our financial condition, results of operations and cash flows.

We Have Limited Control over Activities on Properties We Do Not Operate.

We are not the operator on some of our properties, particularly in the Haynesville shale. As a result of our sale of certain assets to a subsidiary of Chesapeake Energy Corporation in 2008, we do not operate one of our most significant natural gas assets in the Haynesville shale. We also acquired other non-operated acreage positions in north Louisiana. Because we are not the operator for these properties, our ability to exercise influence over the operations of these properties or their associated costs is limited. Our dependence on the operators and other working interest owners of these projects and our limited ability to influence operations and associated costs or control the risks could materially and adversely affect the realization of our targeted returns on capital in drilling or acquisition activities. The success and timing of our drilling and development activities on properties operated by others therefore depends upon a number of factors, including:

- timing and amount of capital expenditures;
- the operator's expertise and financial resources;
- the rate of production of reserves, if any;
- approval of other participants in drilling wells; and
- selection of technology.

[Table of Contents](#)

[Index to Financial Statements](#)

In areas where we do not have the right to propose the drilling of wells, we may have limited influence on when, how and at what pace our properties in those areas are developed. Further, the operators of those properties may experience financial problems in the future or may sell their rights to another operator not of our choosing, both of which could limit our ability to develop and monetize the underlying natural gas reserves.

A Component of Our Growth May Come Through Acquisitions, and Our Failure to Identify or Complete Future Acquisitions Successfully Could Reduce Our Earnings and Hamper Our Growth.

We may be unable to identify properties for acquisition or to make acquisitions on terms that we consider economically acceptable. There is intense competition for acquisition opportunities in our industry. Competition for acquisitions may increase the cost of, or cause us to refrain from, completing acquisitions. The completion and pursuit of acquisitions may be dependent upon, among other things, our ability to obtain debt and equity financing and, in some cases, regulatory approvals. Our ability to grow through acquisitions will require us to continue to invest in operations, financial and management information systems and to attract, retain, motivate and effectively manage our employees. The inability to manage the integration of acquisitions effectively could reduce our focus on subsequent acquisitions and current operations, and could negatively impact our results of operations and growth potential. Our financial position, results of operations and cash flows may fluctuate significantly from period to period, as a result of the completion of significant acquisitions during particular periods. If we are not successful in identifying or acquiring any material property interests, our earnings could be reduced and our growth could be restricted.

We may engage in bidding and negotiating to complete successful acquisitions. We may be required to alter or increase substantially our capitalization to finance these acquisitions through the use of cash on hand, the issuance of debt or equity securities, the sale of production payments, the sale of non-strategic assets, the borrowing of funds or otherwise. Our credit agreement includes covenants limiting our ability to incur additional debt. If we were to proceed with one or more acquisitions involving the issuance of our common stock, our shareholders would suffer dilution of their interests. Furthermore, our decision to acquire properties that are substantially different in operating or geologic characteristics or geographic locations from areas with which our staff is familiar may impact our productivity in such areas.

We May Purchase Oil and Natural Gas Properties with Liabilities or Risks That We Did Not Know About or That We Did Not Assess Correctly, and, as a Result, We Could Be Subject to Liabilities That Could Adversely Affect Our Results of Operations.

Before acquiring oil and natural gas properties, we estimate the reserves, future oil and natural gas prices, operating costs, potential environmental liabilities and other factors relating to the properties. However, our review involves many assumptions and estimates, and their accuracy is inherently uncertain. As a result, we may not discover all existing or potential problems associated with the properties we buy. We may not become sufficiently familiar with the properties to assess fully their deficiencies and capabilities. We do not generally perform inspections on every well or property, and we may not be able to observe mechanical and environmental problems even when we conduct an inspection. The seller may not be willing or financially able to give us contractual protection against any identified problems, and we may decide to assume environmental and other liabilities in connection with properties we acquire. If we acquire properties with risks or liabilities we did not know about or that we did not assess correctly, our financial condition, results of operations and cash flows could be adversely affected as we settle claims and incur cleanup costs related to these liabilities.

[Table of Contents](#)

[Index to Financial Statements](#)

Strategic Relationships Upon Which We May Rely Are Subject to Change, Which May Diminish Our Ability to Conduct Our Operations.

Our ability to explore, develop and produce oil and natural gas resources successfully and acquire oil and natural gas interests and acreage depends on our developing and maintaining close working relationships with industry participants and on our ability to select and evaluate suitable acquisition opportunities in a highly competitive environment. These realities are subject to change and may impair our ability to grow.

To develop our business, we will endeavor to use the business relationships of our management, board and special board advisors to enter into strategic relationships, which may take the form of contractual arrangements with other oil and natural gas companies, including those that supply equipment and other resources that we expect to use in our business. We may not be able to establish these strategic relationships, or if established, we may not be able to maintain them. In addition, the dynamics of our relationships with strategic partners may require us to incur expenses or undertake activities we would not otherwise be inclined to incur in order to fulfill our obligations to these partners or maintain our relationships. If our strategic relationships are not established or maintained, our business prospects may be limited, which could diminish our ability to conduct our operations.

The Marketability of Our Production Is Dependent Upon Oil and Natural Gas Gathering and Transportation Facilities Owned and Operated by Third Parties, and the Unavailability of Satisfactory Oil and Natural Gas Transportation Arrangements Would Have a Material Adverse Effect on Our Revenue.

The unavailability of satisfactory oil and natural gas transportation arrangements may hinder our access to oil and natural gas markets or delay production from our wells. The availability of a ready market for our oil and natural gas production depends on a number of factors, including the demand for, and supply of, oil and natural gas and the proximity of reserves to pipelines and terminal facilities. Our ability to market our production depends in substantial part on the availability and capacity of gathering systems, pipelines and processing facilities owned and operated by third parties. Our failure to obtain these services on acceptable terms could materially harm our business. We may be required to shut-in wells for lack of a market or because of inadequacy or unavailability of pipeline or gathering system capacity. If that were to occur, we would be unable to realize revenue from those wells until production arrangements were made to deliver our production to market. Furthermore, if we were required to shut-in wells we might also be obligated to pay shut-in royalties to certain mineral interest owners in order to maintain our leases.

The disruption of third party facilities due to maintenance and/or weather could negatively impact our ability to market and deliver our products. The third parties control when or if such facilities are restored and what prices will be charged. We generally do not purchase firm transportation on third party facilities, and, therefore, our production transportation can be interrupted by those having firm arrangements. Federal and state regulation of oil and natural gas production and transportation, tax and energy policies, changes in supply and demand, pipeline pressures, damage to or destruction of pipelines and general economic conditions could adversely affect our ability to produce, gather and transport oil and natural gas.

Hedging Transactions, or the Lack Thereof, May Limit Our Potential Gains and Could Result in Financial Losses.

To manage our exposure to price risk, we, from time to time, enter into hedging arrangements, using primarily “costless collars,” with respect to a portion of our future production. A costless collar provides us with downside price protection through the purchase of a put option which is financed through the sale of a call option. Because the call option proceeds are used to offset the cost of the put option, this arrangement is

[Table of Contents](#)

[Index to Financial Statements](#)

initially “costless” to us. The goal of these and other hedges is to lock in a range of prices so as to mitigate price volatility and increase the predictability of cash flows. These transactions limit our potential gains if oil or natural gas prices rise above the maximum price established by the call option and may offer protection if prices fall below the minimum price established by the put option only to the extent of the volumes then hedged.

In addition, hedging transactions may expose us to the risk of financial loss in certain other circumstances, including instances in which our production is less than expected or the counterparties to our put and call option contracts fail to perform under the contracts.

Disruptions in the financial markets could lead to sudden changes in a counterparty’s liquidity, which could impair its ability to perform under the terms of the contracts. We are unable to predict sudden changes in a counterparty’s creditworthiness or ability to perform under contracts with us. Even if we do accurately predict sudden changes, our ability to mitigate that risk may be limited depending upon market conditions.

Furthermore, there may be times when we have not hedged our production when, in retrospect, it would have been advisable to do so. Decisions as to whether and what production volumes to hedge are difficult and depend on market conditions and our forecast of future production and oil and gas prices, and we may not always employ the optimal hedging strategy. We may employ hedging strategies in the future that differ from those that we have used in the past, and neither the continued application of our current strategies nor our use of different hedging strategies may be successful. Our existing oil and natural gas hedges will expire at various times during 2012 and 2013.

An Increase in the Differential Between the NYMEX or other Benchmark Prices of Oil and Natural Gas and the Wellhead Price We Receive for Our Production Could Adversely Affect Our Business, Financial Condition, Results of Operations and Cash Flows.

The prices that we receive for our oil and natural gas production sometimes reflect a discount to the relevant benchmark prices, such as NYMEX, that are used for calculating hedge positions. The difference between the benchmark price and the prices we receive is called a differential. Increases in the differential between the benchmark prices for oil and natural gas and the wellhead price we receive could adversely affect our business, financial condition, results of operations and cash flows. We do not have, and may not have in the future, any derivative contracts covering the amount of the basis differentials we experience in respect of our production. As such, we will be exposed to any increase in such differentials.

We Are Subject to Government Regulation and Liability, including Complex Environmental Laws, Which Could Require Significant Expenditures.

The exploration, development, production and sale of oil and natural gas in the United States are subject to many federal, state and local laws, rules and regulations, including complex environmental laws and regulations. Matters subject to regulation include discharge permits, drilling bonds, reports concerning operations, the spacing of wells, unitization and pooling of properties, taxation or environmental matters and health and safety criteria addressing worker protection. Under these laws and regulations, we may be required to make large expenditures that could materially adversely affect our financial condition, results of operations and cash flows. These expenditures could include payments for:

- personal injuries;
- property damage;

[Table of Contents](#)

[Index to Financial Statements](#)

- containment and clean up of oil and other spills;
- the management and disposal of hazardous materials;
- remediation and clean-up costs; and
- other environmental damages.

We do not believe that full insurance coverage for all potential damages is available at a reasonable cost. Failure to comply with these laws and regulations also may result in the suspension or termination of our operations and subject us to administrative, civil and criminal penalties, injunctive relief and/or the imposition of investigatory or other remedial obligations. Laws, rules and regulations protecting the environment have changed frequently and the changes often include increasingly stringent requirements. These laws, rules and regulations may impose liability on us for environmental damage and disposal of hazardous materials even if we were not negligent or at fault. We may also be found to be liable for the conduct of others or for acts that complied with applicable laws, rules or regulations at the time we performed those acts. These laws, rules and regulations are interpreted and enforced by numerous federal and state agencies. In addition, private parties, including the owners of properties upon which our wells are drilled or the owners of properties adjacent to or in close proximity to those properties, may also pursue legal actions against us based on alleged non-compliance with certain of these laws, rules and regulations.

We Are Subject to Federal, State and Local Taxes, and May Become Subject to New Taxes or Have Eliminated or Reduced Certain Federal Income Tax Deductions Currently Available with Respect to Oil and Natural Gas Exploration and Production Activities as a Result of Future Legislation, Which Could Adversely Affect Our Business, Financial Condition, Results of Operations and Cash Flows.

The federal, state and local governments in the areas in which we operate impose taxes on the oil and natural gas products we sell and, for many of our wells, sales and use taxes on significant portions of our drilling and operating costs. In the past, there has been a significant amount of discussion by legislators and presidential administrations concerning a variety of energy tax proposals. Many states have raised state taxes on energy sources, and additional increases may occur. Changes to tax laws that are applicable to us could adversely affect our business and our financial results.

Periodically, legislation is introduced to eliminate certain key U.S. federal income tax preferences currently available to oil and natural gas exploration and production companies. Such changes include, but are not limited to, (i) the repeal of the percentage depletion allowance for oil and natural gas properties, (ii) the elimination of current deductions for intangible drilling and development costs, (iii) the elimination of the deduction for certain United States production activities and (iv) the increase in the amortization period for geological and geophysical costs paid or incurred in connection with the exploration for, or development of, oil or natural gas within the United States. These changes were included in the White House budget proposals, released on February 26, 2009, February 1, 2010 and February 14, 2011, and may be raised again in the future. The American Jobs Act of 2011 proposed by President Obama also contains similar changes. It is unclear whether any such changes will actually be enacted or, if enacted, how soon any such changes could become effective. The passage of any legislation as a result of the budget proposals or any other similar change in U.S. federal income tax law could affect certain tax deductions that are currently available with respect to oil and natural gas exploration and production activities and could negatively impact our financial condition, results of operations and cash flows.

[Table of Contents](#)

[Index to Financial Statements](#)

We May Be Required to Write Down the Carrying Value of Our Proved Properties Under Accounting Rules and these Write-Downs Could Adversely Affect Our Financial Condition.

There is a risk that we will be required to write down the carrying value of our oil and natural gas properties when oil or natural gas prices are low. In addition, non-cash write-downs may occur if we have:

- downward adjustments to our estimated proved reserves;
- increases in our estimates of development costs; or
- deterioration in our exploration results.

We periodically review the carrying value of our oil and natural gas properties under full-cost accounting rules. Under these rules, the net capitalized costs of oil and natural gas properties less related deferred income taxes may not exceed a cost center ceiling that is based on the present value, based on constant prices and costs projected forward from a single point in time, of estimated future after-tax net cash flows from proved reserves, discounted at 10%. If the net capitalized costs of our oil and natural gas properties less related deferred income taxes exceed the cost center ceiling, we must charge the amount of this excess to operations in the period in which the excess occurs. We may not reverse write-downs even if prices increase in subsequent periods. A write-down does not affect net cash flows from operating activities, but it does reduce the book value of our net tangible assets, retained earnings and shareholders' equity and could lower the value of our common stock.

We May Incur Losses or Costs as a Result of Title Deficiencies in the Properties in Which We Invest.

If an examination of the title history of a property that we have purchased reveals an oil and natural gas lease has been purchased in error from a person who is not the owner of the mineral interest desired, our interest would be worthless. In such an instance, the amount paid for such oil and natural gas lease as well as any royalties paid pursuant to the terms of the lease prior to the discovery of the title defect would be lost.

It is our practice, in acquiring oil and natural gas leases, or undivided interests in oil and natural gas leases, not to undergo the expense of retaining lawyers to examine the title to the mineral interest to be placed under lease or already placed under lease. Rather, we will rely upon the judgment of oil and natural gas lease brokers and/or landmen who perform the field work in examining records in the appropriate governmental office before attempting to acquire a lease on a specific mineral interest.

Prior to the drilling of an oil and natural gas well, however, it is the normal practice in the oil and natural gas industry for the person or company acting as the operator of the well to obtain a preliminary title review of the spacing unit within which the proposed oil and natural gas well is to be drilled to ensure there are no obvious deficiencies in title to the well. Frequently, as a result of such examinations, certain curative work must be done to correct deficiencies in the marketability of the title, and such curative work entails expense. Our failure to cure any title defects may adversely impact our ability in the future to increase production and reserves. In the future, we may suffer a monetary loss from title defects or title failure. Additionally, unproved and unevaluated acreage has greater risk of title defects than developed acreage. If there are any title defects or defects in assignment of leasehold rights in properties in which we hold an interest, we will suffer a financial loss which could adversely affect our financial condition, results of operations and cash flows.

[Table of Contents](#)

[Index to Financial Statements](#)

The Derivatives Legislation Adopted by Congress Could Have an Adverse Impact on Our Ability to Hedge Risks Associated with Our Business.

On July 21, 2010, President Obama signed into law the Dodd-Frank Wall Street Reform and Consumer Protection Act, or the Dodd-Frank Act, which is intended to modernize and protect the integrity of the U.S. financial system. The Dodd-Frank Act, among other things, sets forth the new framework for regulating certain derivative products including the commodity hedges of the type used by us, but many aspects of this law are subject to further rulemaking and will take effect over several years. As a result, it is difficult to anticipate the overall impact of the Dodd-Frank Act on our ability or willingness to continue entering into and maintaining such commodity hedges and the terms thereof. Based upon the limited assessments we are able to make with respect to the Dodd-Frank Act, there is the possibility that the Dodd-Frank Act could have a substantial and adverse impact on our ability to enter into and maintain these commodity hedges. In particular, the Dodd-Frank Act could result in the implementation of position limits and additional regulatory requirements on our derivative arrangements, which could include new margin, reporting and clearing requirements. In addition, this legislation could have a substantial impact on our counterparties and may increase the cost of our derivative arrangements in the future.

If these types of commodity hedges become unavailable or uneconomic, our commodity price risk could increase, which would increase the volatility of revenues and may decrease the amount of credit available to us. Any limitations or changes in our use of derivative arrangements could also materially affect our future ability to conduct acquisitions.

Federal and State Legislation and Regulatory Initiatives Relating to Hydraulic Fracturing Could Result in Increased Costs and Additional Operating Restrictions or Delays.

Congress has considered, but has not yet passed, legislation to amend the federal Safe Drinking Water Act to remove the exemption from restrictions on underground injection of fluids near drinking water sources granted to hydraulic fracturing operations and require reporting and disclosure of chemicals used by oil and natural gas companies in the hydraulic fracturing process. Hydraulic fracturing involves the injection of water, sand or other propping agents and chemicals under pressure into rock formations to stimulate natural gas production. We routinely use hydraulic fracturing to produce commercial quantities of oil, liquids and natural gas from shale formations such as the Haynesville and the Eagle Ford shales, where we focus our operations. Sponsors of bills before the Senate and House of Representatives have asserted that chemicals used in the fracturing process could adversely affect drinking water supplies. Such legislation, if adopted, could increase the possibility of litigation and establish an additional level of regulation at the federal level that could lead to operational delays or increased operating costs and could, and in all likelihood would, result in additional regulatory burdens, making it more difficult to perform hydraulic fracturing operations and increasing our costs of compliance. Moreover, the U.S. Environmental Protection Agency, or EPA, is conducting a comprehensive research study on the potential adverse impacts that hydraulic fracturing may have on drinking water and groundwater. In addition, in December 2011, the EPA published an unrelated draft report concluding that hydraulic fracturing caused groundwater pollution of a natural gas field in Wyoming, although this study remains subject to review and public comments. Consequently, even if federal legislation is not adopted soon or at all, the performance of the hydraulic fracturing study by the EPA could spur further action at a later date towards federal legislation and regulation of hydraulic fracturing or similar production operations.

In addition, a number of states are considering or have implemented more stringent regulatory requirements applicable to fracturing, which could include a moratorium on drilling and effectively prohibit further production of natural gas through the use of hydraulic fracturing or similar operations. For example,

[Table of Contents](#)

[Index to Financial Statements](#)

Texas has adopted legislation that requires the disclosure of information regarding the substances used in the hydraulic fracturing process to the Railroad Commission of Texas and the public. This legislation and any implementing regulation could increase our costs of compliance and doing business.

The adoption of new laws or regulations imposing reporting obligations on, or otherwise limiting, the hydraulic fracturing process could make it more difficult to complete oil and natural gas wells in shale formations. In addition, if hydraulic fracturing becomes regulated at the federal level as a result of federal legislation or regulatory initiatives by the EPA, fracturing activities could become subject to additional permitting requirements, and also to attendant permitting delays and potential increases in cost, which could adversely affect our business and results of operations.

Legislation or Regulations Restricting Emissions of “Greenhouse Gases” Could Result in Increased Operating Costs and Reduced Demand for the Natural Gas, Natural Gas Liquids and Oil We Produce While the Physical Effects of Climate Change Could Disrupt Our Production and Cause Us to Incur Significant Costs in Preparing for or Responding to those Effects.

On December 15, 2009, the EPA published its final findings that emissions of carbon dioxide, methane and other “greenhouse gases” present an endangerment to public health and welfare because emissions of such gases are, according to the EPA, contributing to the warming of the earth’s atmosphere and other climatic changes. These findings allow the EPA to adopt and implement regulations that would restrict emissions of greenhouse gases under existing provisions of the federal Clean Air Act. Accordingly, the EPA has adopted regulations that would require a reduction in emissions of greenhouse gases from motor vehicles and permitting and presumably requiring a reduction in greenhouse gas emissions from certain stationary sources. In addition, on October 30, 2009, the EPA published a final rule requiring the reporting of greenhouse gas emissions from specified large greenhouse gas emission sources in the United States beginning in 2011 for emissions occurring in 2010. On November 30, 2010, the EPA released a final rule that expands its rule on reporting of greenhouse gas emissions to include owners and operators of petroleum and natural gas systems. Monitoring of those newly covered emissions commenced on January 1, 2011, with the first annual reports due to the EPA on March 31, 2012. The adoption and implementation of any regulations imposing reporting obligations on, or limiting emissions of greenhouse gases from, our equipment and operations could require us to incur costs to reduce emissions of greenhouse gases associated with our operations. There were attempts at comprehensive legislation establishing a cap and trade program, but that legislation appears unlikely to pass. Further, various states have adopted legislation that seeks to control or reduce emissions of greenhouse gases from a wide range of sources. Any such legislation could adversely affect demand for the natural gas, oil and liquids that we produce.

A Change in the Jurisdictional Characterization of Some of Our Assets by FERC or a Change in Policy by It May Result in Increased Regulation of Our Assets, Which May Cause Our Revenues to Decline and Operating Expenses to Increase.

Section 1(b) of the Natural Gas Act of 1938, or NGA, exempts natural gas gathering facilities from regulation by the Federal Energy Regulatory Commission, or FERC, as a natural gas company under the NGA. We believe that the natural gas pipelines in our gathering systems meet the traditional tests FERC has used to establish a pipeline’s status as a gatherer not subject to regulation as a natural gas company. However, the distinction between FERC-regulated transmission services and federally unregulated gathering services is the subject of on-going litigation, so the classification and regulation of our gathering facilities are subject to change based on future determinations by FERC, the courts or Congress. A change in the jurisdictional characterization by FERC or Congress or a change in policy by either of them may result in increased regulation of our assets, which may cause our revenues to decline and operating expenses to increase.

[Table of Contents](#)

[Index to Financial Statements](#)

Should We Fail to Comply with All Applicable FERC-Administered Statutes, Rules, Regulations and Orders, We Could Be Subject to Substantial Penalties and Fines.

Under the Domenici-Barton Energy Policy Act of 2005, FERC has civil penalty authority under the NGA to impose penalties for current violations of up to \$1.0 million per day for each violation and disgorgement of profits associated with any violation. Our systems have not yet been regulated by FERC, as a natural gas company subject to the provisions of the NGA. FERC has adopted regulations that may subject certain of our otherwise non-FERC/NGA jurisdictional facilities to FERC annual reporting and daily scheduled flow and capacity posting requirements. Additional laws, rules and regulations pertaining to those and other matters may be considered or adopted by FERC or Congress from time to time. Failure to comply with those laws, rules and regulations in the future could subject us to civil penalty liability.

Competition in the Oil and Natural Gas Industry is Intense Making It More Difficult for Us to Acquire Properties, Market Natural Gas and Secure Trained Personnel.

Our ability to acquire additional prospects and to find and develop reserves in the future will depend on our ability to evaluate and select suitable properties and to consummate transactions in a highly competitive environment for acquiring properties, marketing oil and natural gas and securing trained personnel. Also, there is substantial competition for capital available for investment in the oil and natural gas industry. Many of our competitors possess and employ financial, technical and personnel resources substantially greater than ours. Those companies may be able to pay more for productive oil and natural gas properties and exploratory prospects and to evaluate, bid for and purchase a greater number of properties and prospects than our financial or personnel resources permit. In addition, other companies may be able to offer better compensation packages to attract and retain qualified personnel than we are able to offer. The cost to attract and retain qualified personnel has increased in recent years due to competition and may increase substantially in the future. We may not be able to compete successfully in the future in acquiring prospective reserves, developing reserves, marketing hydrocarbons, attracting and retaining quality personnel and raising additional capital, which could have a material adverse effect on our business.

Our Competitors May Use Superior Technology and Data Resources that We May Be Unable to Afford or That Would Require a Costly Investment by Us in Order to Compete with Them More Effectively.

Our industry is subject to rapid and significant advancements in technology, including the introduction of new products and services using new technologies and databases. As our competitors use or develop new technologies, we may be placed at a competitive disadvantage, and competitive pressures may force us to implement new technologies at a substantial cost. In addition, many of our competitors will have greater financial, technical and personnel resources that allow them to enjoy technological advantages and may in the future allow them to implement new technologies before we can. We cannot be certain that we will be able to implement technologies on a timely basis or at a cost that is acceptable to us. One or more of the technologies that we will use or that we may implement in the future may become obsolete, and we may be adversely affected.

Certain of Our Unproved and Unevaluated Acreage Is Subject to Leases that Will Expire Over the Next Several Years Unless Production Is Established on Units Containing the Acreage.

At September 30, 2011, we had leasehold interests in approximately 122,000 net acres across all of our areas of interest that are not currently held by production and are subject to leases with primary or renewed terms that expire prior to December 31, 2013. Unless we establish production in paying quantities on units containing these leases during their terms or we renew such leases, these leases will expire. If our leases

[Table of Contents](#)

[Index to Financial Statements](#)

expire, we will lose our right to develop the related properties. The cost to renew such leases may increase significantly, and we may not be able to renew such leases on commercially reasonable terms or at all. In addition, on certain portions of our acreage, third party leases may have been taken and could become immediately effective if our leases expire. As such, our actual drilling activities may materially differ from our current expectations, which could adversely affect our business, financial condition, results of operations and cash flows.

We May Have Difficulty Managing Growth in Our Business, Which Could Have a Material Adverse Effect on Our Business, Financial Condition, Results of Operations and Cash Flows and Our Ability to Execute Our Business Plan in a Timely Fashion.

Because of our small size, growth in accordance with our business plans, if achieved, will place a significant strain on our financial, technical, operational and management resources. As we expand our activities, including our planned increase in oil exploration, development and production, and increase the number of projects we are evaluating or in which we participate, there will be additional demands on our financial, technical and management resources. The failure to continue to upgrade our technical, administrative, operating and financial control systems or the occurrence of unexpected expansion difficulties, including the inability to recruit and retain experienced managers, geoscientists, petroleum engineers and landmen could have a material adverse effect on our business, financial condition, results of operations and cash flows and our ability to execute our business plan in a timely fashion.

Financial Difficulties Encountered by Our Oil and Natural Gas Purchasers, Third Party Operators or Other Third Parties Could Decrease Our Cash Flow from Operations and Adversely Affect the Exploration and Development of Our Prospects and Assets.

We derive essentially all of our revenues from the sale of our oil and natural gas to unaffiliated third party purchasers, independent marketing companies and mid-stream companies. Any delays in payments from our purchasers caused by financial problems encountered by them will have an immediate negative effect on our results of operations and cash flows.

Liquidity and cash flow problems encountered by our working interest co-owners or the third party operators of our non-operated properties may prevent or delay the drilling of a well or the development of a project. Our working interest co-owners may be unwilling or unable to pay their share of the costs of projects as they become due. In the case of a farmout party, we would have to find a new farmout party or obtain alternative funding in order to complete the exploration and development of the prospects subject to a farmout agreement. In the case of a working interest owner, we could be required to pay the working interest owner's share of the project costs. We cannot assure you that we would be able to obtain the capital necessary to fund either of these contingencies or that we would be able to find a new farmout party.

We May Incur Indebtedness Which Could Reduce Our Financial Flexibility, Increase Interest Expense and Adversely Impact Our Operations and Our Unit Costs.

Upon the completion of this offering and the application of the net proceeds to be received by us, we expect to have available borrowings of approximately \$98.7 million under our credit agreement (after giving effect to outstanding letters of credit). Our borrowing base under our credit agreement immediately following the offering will be limited to \$100 million. Our borrowing base is determined semi-annually by our lenders based primarily on the estimated value of our existing and future acquired oil and gas reserves. Our credit agreement is secured by substantially all of our interests in our oil and gas properties and other assets and contains covenants restricting our ability to incur additional indebtedness,

[Table of Contents](#)

[Index to Financial Statements](#)

which may limit our ability to obtain additional financing. In addition, the borrowing base under our credit agreement is subject to periodic redeterminations, and we could be forced to repay a portion of our borrowings due to redeterminations of our borrowing base. If we are forced to do so, we may not have sufficient funds to make such repayments.

At January 16, 2012, all borrowings under our credit agreement bore interest at a variable rate of 3.25% plus a Eurodollar-based rate per annum, which equated to approximately 3.5% per annum. In the future, we may incur significant amounts of additional indebtedness, including under our credit agreement, in order to make acquisitions or to develop our properties. Interest rates on such future indebtedness may be higher than current levels, causing our financing costs to increase accordingly.

Our level of indebtedness could affect our operations in several ways, including the following:

- a significant portion of our cash flows could be used to service our indebtedness;
- a high level of debt would increase our vulnerability to general adverse economic and industry conditions;
- any covenants contained in the agreements governing our outstanding indebtedness could limit our ability to borrow additional funds, dispose of assets, pay dividends and make certain investments;
- a high level of debt may place us at a competitive disadvantage compared to our competitors that are less leveraged and, therefore, may be able to take advantage of opportunities that our indebtedness may prevent us from pursuing;
- our debt covenants may also affect our flexibility in planning for, and reacting to, changes in the economy and in our industry; and
- a high level of debt may impair our ability to obtain additional financing in the future for working capital, capital expenditures, acquisitions and general corporate or other purposes.

A high level of indebtedness increases the risk that we may default on our debt obligations. Our ability to meet our debt obligations and to reduce our level of indebtedness depends on our future performance. General economic conditions, oil and natural gas prices and financial, business and other factors affect our operations and our future performance. We may not be able to generate sufficient cash flows to pay the principal or interest on our debt, and future working capital, borrowings or equity financing may not be available to pay or refinance such debt. Factors that will affect our ability to raise cash through an offering of our capital stock or a refinancing of our debt include financial market conditions, the value of our assets and our performance at the time we need capital. If we do not have sufficient funds and are otherwise unable to negotiate renewals of our borrowings or arrange new financing, we may have to sell significant assets or have a portion of our assets foreclosed upon which could have a material adverse effect on our business and financial results.

Our Success Depends, to a Large Extent, on Our Ability to Retain Our Key Personnel, Including Our Chairman of the Board, Chief Executive Officer and President, the Members of Our Board of Directors and Our Special Board Advisors, and the Loss of Any Key Personnel, Board Member or Special Board Advisor Could Disrupt Our Business Operations.

Investors in our common stock must rely upon the ability, expertise, judgment and discretion of our management and the success of our technical team in identifying, evaluating and developing prospects and reserves. Our performance and success are dependent to a large extent on the efforts and continued

[Table of Contents](#)

[Index to Financial Statements](#)

employment of our management and technical personnel, including our Chairman, President and Chief Executive Officer, Joseph Wm. Foran. We do not believe that they could be quickly replaced with personnel of equal experience and capabilities, and their successors may not be as effective. We have entered into employment agreements with Mr. Foran and other key personnel. However, these employment agreements do not ensure that these individuals remain in our employment. If Mr. Foran or any of these other key personnel resign or become unable to continue in their present roles and if they are not adequately replaced, our business operations could be adversely affected. With the exception of Mr. Foran, we do not maintain, nor do we plan to obtain, any insurance against the loss of any of these individuals.

We have an active board of directors that meets several times throughout the year and is intimately involved in our business and the determination of our operational strategies. Members of our board of directors work closely with management to identify potential prospects, acquisitions and areas for further development. Many of our directors have been involved with us since our inception and have a deep understanding of our operations and culture. If any of our directors resign or become unable to continue in their present role, it may be difficult to find replacements with the same knowledge and experience and as a result, our operations may be adversely affected.

In addition, our board consults regularly with our special advisors regarding our business and the evaluation, exploration, engineering and development of our prospects. Due to the knowledge and experience of our special advisors, they play a key role in our multi-disciplined approach to making decisions regarding prospects, acquisitions and development. If any of our special advisors resign or become unable to continue in their present role, our operations may be adversely affected.

Our Management Team Will Own Approximately 12.7% of Our Common Stock after the Consummation of this Offering, Which Could Give Them Influence in Corporate Transactions and Other Matters, and the Interests of Our Management Could Differ From Yours.

Our directors and officers will beneficially own approximately 12.7% of our outstanding shares of common stock following this offering based on a total of 54,719,860 shares of common stock outstanding upon consummation of this offering. These shareholders will be positioned to influence or control to some degree the outcome of matters requiring a shareholder vote, including the election of directors, the adoption of any amendment to our certificate of formation or bylaws and the approval of mergers and other significant corporate transactions. Their influence or control of the company may have the effect of delaying or preventing a change of control of the company and may adversely affect the voting and other rights of other shareholders. In addition, due to their ownership interest in our common stock, they may be able to remain entrenched in their positions.

Risks Relating to this Offering and Our Common Stock

The Market Price and Trading Volume of Our Common Stock May Be Volatile Following this Offering.

The market price of our common stock could vary significantly as a result of a number of factors. In addition, the trading volume of our common stock may fluctuate and cause significant price variations to occur. In the event of a drop in the market price of our common stock, you could lose a substantial part or all of your investment in our common stock. Factors that could affect our stock price or result in fluctuations in the market price or trading volume of our common stock include:

- our actual or anticipated operating and financial performance and drilling locations, including reserves estimates;
- quarterly variations in the rate of growth of our financial indicators, such as net income per share, net income and cash flows, or those of companies that are perceived to be similar to us;

[Table of Contents](#)

[Index to Financial Statements](#)

- changes in revenue, cash flows or earnings estimates or publication of reports by equity research analysts;
- speculation in the press or investment community;
- public reaction to our press releases, announcements and filings with the Securities and Exchange Commission, or SEC;
- sales of our common stock by us, the selling shareholders or other shareholders, or the perception that such sales may occur;
- general financial market conditions and oil and gas industry market conditions, including fluctuations in commodity prices;
- the realization of any of the risk factors presented in this prospectus;
- the recruitment or departure of key personnel;
- commencement of or involvement in litigation;
- the prices of oil and natural gas;
- the success of our exploration and development operations, and the marketing of any oil and natural gas we produce;
- changes in market valuations of companies similar to ours; and
- domestic and international economic, legal and regulatory factors unrelated to our performance.

The stock markets in general have experienced extreme volatility that has often been unrelated to the operating performance of particular companies. These broad market fluctuations may adversely affect the trading price of our common stock.

There Is Currently No Public Market for Our Common Stock, and an Active Liquid Trading Market for Our Common Stock May Not Develop Following this Offering.

Prior to this offering, there has been no public market for our common stock. We intend to file a listing application with the New York Stock Exchange, or NYSE, for our common stock in connection with this offering, which is subject to official notice of issuance. Liquid and active trading markets usually result in less price volatility and more efficiency in carrying out investors' purchase and sale orders. Our common stock may have limited trading volume, and many investors may not be interested in owning our common stock because of the inability to acquire or sell a substantial block of our common stock at one time. Such illiquidity could have an adverse effect on the market price of our common stock. In addition, a shareholder may not be able to borrow funds using our common stock as collateral because lenders may be unwilling to accept the pledge of securities having such a limited market. We cannot assure you that an active trading market for our common stock will develop or, if one develops, be sustained.

The Initial Public Offering Price of Our Common Stock May Not Be Indicative of the Market Price of Our Common Stock after this Offering.

The initial public offering price may not necessarily bear any relationship to our book value or the fair market value of our assets. The initial public offering price will be negotiated between us and representatives of the underwriters, based on numerous factors which we discuss in the "Underwriters" section of this prospectus, and may not be indicative of the market price of our common stock after this offering. Consequently, you may not be able to sell shares of our common stock at prices equal to or greater than the price paid by you in this offering.

[Table of Contents](#)

[Index to Financial Statements](#)

Purchasers of Common Stock in this Offering will Experience Immediate and Substantial Dilution of \$7.12 Per Share.

Based on an assumed initial public offering price of \$15.00 per share, purchasers of our common stock in this offering will experience an immediate and substantial dilution of \$7.12 per share in the pro forma as adjusted net tangible book value per share of common stock from the initial public offering price, and our pro forma as adjusted net tangible book value at September 30, 2011 after giving effect to this offering would be \$7.88 per share. See “Dilution” for a complete description of the calculation of net tangible book value.

Our Intended Use of the Net Proceeds We Receive from this Offering is as Set Forth Under “Use of Proceeds” in this Prospectus, but Our Budgets May Change Throughout 2012 Depending on Oil and Natural Gas Prices, the Outcome of Our Drilling and Exploration Programs and Proposed Acquisitions.

As we discuss in the “Use of Proceeds” section in this prospectus, we intend to use the net proceeds we receive from this offering and from any exercise of the underwriters’ over-allotment option to repay the then outstanding borrowings under our credit agreement and to fund a portion of our anticipated 2012 capital expenditure budget. To the extent we repay borrowings under our credit agreement, additional borrowings will be available to be used to fund our 2012 capital expenditure budget. However, we may determine to revise our 2012 capital expenditure budget based on the then current oil and natural gas prices and the outcome of our drilling programs. In addition, we may spend some of the net proceeds we receive from this offering or additional borrowings under our credit agreement to consummate acquisitions of interests and acreage not contemplated by our 2012 capital expenditure budget if we are presented with attractive acquisition opportunities. Management has broad discretion in applying the net proceeds we receive from this offering. Our shareholders may not agree with the manner in which our management chooses to allocate and spend the net proceeds we receive from this offering. The failure of management to apply these funds effectively will have a material adverse effect on our business, financial condition, results of operations and cash flows. Pending their use, we may invest our net proceeds from this offering in a manner that does not produce income or that loses value.

Because We Are a Relatively Small Company, the Requirements of Being a Public Company, Including Compliance with the Reporting Requirements of the Securities Exchange Act of 1934, as Amended, and the Requirements of the Sarbanes-Oxley Act, May Strain Our Resources, Increase Our Costs and Distract Management; and We May Be Unable to Comply with these Requirements in a Timely or Cost-Effective Manner.

As a public company with listed equity securities, we will need to comply with new laws, regulations and requirements, certain corporate governance provisions of the Sarbanes-Oxley Act of 2002, or Sarbanes-Oxley Act, related regulations of the SEC and the requirements of the NYSE, with which we are not required to comply as a private company. Complying with these statutes, regulations and requirements will occupy a significant amount of time of our board of directors and management and will significantly increase our costs and expenses, which we cannot estimate accurately at this time. We will need to:

- institute a more comprehensive compliance function;
- establish and maintain a system of internal controls over financial reporting in compliance with the requirements of Section 404 of the Sarbanes-Oxley Act and the related rules and regulations of the SEC and the Public Company Accounting Oversight Board;
- comply with rules promulgated by the NYSE;
- prepare and distribute periodic public reports in compliance with our obligations under the federal securities laws;

[Table of Contents](#)

[Index to Financial Statements](#)

- establish new internal policies, such as those relating to disclosure controls and procedures and insider trading;
- involve and retain to a greater degree outside counsel and accountants in the above activities;
- establish an internal audit function; and
- establish an investor relations function.

In addition, we also expect that being a public company subject to these rules and regulations may require us to accept less director and officer liability insurance coverage than we desire or to incur substantial costs to obtain coverage. These factors could also make it more difficult for us to attract and retain qualified members of our board of directors, particularly to serve on our audit committee, and qualified executive officers.

If Any of the Material Weaknesses Previously Identified by Our Independent Registered Public Accountants Persist or if We Fail to Establish and Maintain Effective Internal Control over Financial Reporting in the Future, Our Ability to Accurately Report Our Financial Results Could Be Adversely Affected.

Prior to the completion of this offering, we have been a private company and have maintained internal controls and procedures in accordance with being a private company. We have maintained limited accounting personnel to perform our accounting processes and limited supervisory resources with which to address our internal control over financial reporting. In connection with our audit for the year ended December 31, 2010, our independent registered public accountants identified and communicated material weaknesses related to accounting for deferred income taxes, impairment of oil and natural gas properties, assessment of unproved and unevaluated properties and the administration of our stock plan. A material weakness is a control deficiency, or a combination of control deficiencies, in internal control over financial reporting, such that there is a reasonable possibility that a material misstatement of our annual and interim financial statements will not be prevented or detected on a timely basis.

We have begun the process of evaluating our internal control over financial reporting and will continue to work with our auditors to put into place new accounting process and control procedures to address the issues set forth above. However, we will not complete this process until well after this offering is completed. We cannot predict the outcome of this process at this time.

We are not currently required to comply with the SEC's rules implementing Section 404 of the Sarbanes-Oxley Act, and are therefore not required to make a formal assessment of the effectiveness of our internal control over financial reporting for that purpose. Upon becoming a public company, we will be required to comply with the SEC's rules implementing Section 302 of the Sarbanes-Oxley Act, which will require our management to certify financial and other information in our quarterly and annual reports and to provide an annual management report on the effectiveness of our internal control over financial reporting. We will not be required to make our first assessment of our internal control over financial reporting until the year following the year that our first annual report is filed or required to be filed with the SEC. To comply with the requirements of being a public company, we will need to upgrade our systems, including information technology, implement additional financial and management controls, reporting systems and procedures and hire additional accounting and financial reporting staff.

Further, our independent registered public accountants are not yet required to formally attest to the effectiveness of our internal control over financial reporting until the year following the year that our first

[Table of Contents](#)

[Index to Financial Statements](#)

annual report is required to be filed with the SEC. Once they are required to do so, our independent registered public accountants may issue a report that is adverse in the event it is not satisfied with the level at which our controls are documented, designed, operated or reviewed. Our remediation efforts may not enable us to remedy or avoid material weaknesses in the future.

Our efforts to develop and maintain our internal controls may not be successful, and we may be unable to maintain effective controls over our financial processes and reporting in the future and comply with the certification and reporting obligations under Sections 302 and 404 of the Sarbanes-Oxley Act. Further, our remediation efforts may not enable us to remedy or avoid material weaknesses in the future. Any failure to remediate deficiencies and to develop or maintain effective controls, or any difficulties encountered in our implementation or improvement of our internal control over financial reporting, could result in material misstatements that are not prevented or detected on a timely basis, which could potentially subject us to sanction or investigation by the SEC, the NYSE or other regulatory authorities. Ineffective internal controls could also cause investors to lose confidence in our reported financial information.

We Do Not Presently Intend to Pay Any Cash Dividends on or Repurchase Any Shares of Our Common Stock.

We do not presently intend to pay any cash dividends on our common stock. Any payment of future dividends will be at the discretion of the board of directors and will depend on, among other things, our earnings, financial condition, capital requirements, level of indebtedness, statutory and contractual restrictions applying to the payment of dividends and other considerations that our board of directors deems relevant. Cash dividend payments in the future may only be made out of legally available funds and, if we experience substantial losses, such funds may not be available. In addition, certain covenants in our credit agreement may limit our ability to pay dividends or repurchase shares of our common stock. While these prohibitions exist, we are prohibited from the payment of dividends and the repurchase of shares of our common stock without a waiver from our lenders. Accordingly, you may have to sell some or all of your common stock in order to generate cash flow from your investment and there is no guarantee that the price of our common stock that will prevail in the market after this offering may never exceed the price paid by you in this offering.

Future Sales of Shares of Our Common Stock by Existing Shareholders and Future Offerings of Our Common Stock by Us Could Depress the Price of Our Common Stock.

The market price of our common stock could decline as a result of sales of a large number of shares of our common stock in the market after this offering, and the perception that these sales could occur may also depress the market price of our common stock. Based on 43,053,193 shares outstanding at January 16, 2012, upon completion of this offering, we will have outstanding approximately 54,719,860 shares of common stock, and in addition to the shares sold in this offering, 54,584,284 shares of common stock will be immediately freely tradable, without restriction, in the public market, except to the extent the shares are held by any of our affiliates. 42,440,339 of our shares, including all shares held by our officers, directors and selling shareholders (without taking into account the shares sold by the selling shareholders), are subject to lock-up agreements that prohibit the disposition of those shares during the 180-day period beginning on the date of the final prospectus related to this offering, except with the prior written consent of RBC Capital Markets, LLC and subject to certain exceptions. After the expiration of the 180-day restricted period, all of these shares may be sold in the public market in the United States, subject to prior registration in the United States, if required, or reliance upon an exemption from U.S. registration, including, in the case of shares held by affiliates or control persons, compliance with the volume restrictions of Rule 144.

[Table of Contents](#)

[Index to Financial Statements](#)

If our existing shareholders sell, or indicate an intent to sell, substantial amounts of our common stock in the public market after any contractual lockup and other legal restrictions on resale discussed in this prospectus lapse, the trading price of our common stock could decline significantly and could decline below the initial public offering price. Sales of our common stock may make it more difficult for us to sell equity securities in the future at a time and at a price that we deem appropriate. These sales also could cause our stock price to fall and make it more difficult for you to sell shares of our common stock.

As soon as practicable after effectiveness of the registration statement of which this prospectus is a part, we intend to file a registration statement with the SEC on Form S-8 providing for the registration of 4,739,500 shares of our common stock issuable or reserved for issuance under our 2003 Stock and Incentive Plan and our 2012 Long-Term Incentive Plan. Subject to the satisfaction of vesting conditions, the expiration of lockup agreements and certain restrictions on sales by affiliates, shares registered under a registration statement on Form S-8 will be available for resale immediately in the public market without restriction.

We may also sell additional shares of common stock or securities convertible into common stock in subsequent offerings. We cannot predict the size of future issuances of our common stock or convertible securities or the effect, if any, that future issuances and sales of shares of our common stock or convertible securities will have on the market price of our common stock.

Provisions of Our Certificate of Formation, Bylaws and Texas Law May Have Anti-Takeover Effects that Could Prevent a Change in Control Even if It Might Be Beneficial to Our Shareholders.

Our certificate of formation and bylaws contain, or will contain upon completion of this offering, certain provisions that may discourage, delay or prevent a merger or acquisition that our shareholders may consider favorable. These provisions include:

- authorization for our board of directors to issue preferred stock without shareholder approval;
- a classified board of directors so that not all members of our board of directors are elected at one time;
- the prohibition of cumulative voting in the election of directors; and
- a limitation on the ability of shareholders to call special meetings to those owning at least 25% of our outstanding shares of common stock.

Provisions of Texas law also may discourage, delay or prevent someone from acquiring or merging with us, which may cause the market price of our common stock to decline. Under Texas law, a shareholder who beneficially owns more than 20% of our voting stock, or any “affiliated shareholder,” cannot acquire us for a period of three years from the date this person became an affiliated shareholder, unless various conditions are met, such as approval of the transaction by our board of directors before this person became an affiliated shareholder or approval of the holders of at least two-thirds of our outstanding voting shares not beneficially owned by the affiliated shareholder. See “Description of Capital Stock — Business Combinations Under Texas Law.”

[Table of Contents](#)

[Index to Financial Statements](#)

Our Board of Directors can Authorize the Issuance of Preferred Stock, which Could Diminish the Rights of Holders of Our Common Stock, and Make a Change of Control of the Company More Difficult Even if it might Benefit Our Shareholders.

Our board of directors is authorized to issue shares of preferred stock in one or more series and to fix the voting powers, preferences and other rights and limitations of the preferred stock. Accordingly, we may issue shares of preferred stock with a preference over our common stock with respect to dividends or distributions on liquidation or dissolution, or that may otherwise adversely affect the voting or other rights of the holders of common stock. Issuances of preferred stock, depending upon the rights, preferences and designations of the preferred stock, may have the effect of delaying, deterring or preventing a change of control of the company, even if that change of control might benefit our shareholders.

CAUTIONARY NOTE REGARDING FORWARD-LOOKING STATEMENTS

This prospectus contains forward-looking statements that are subject to a number of risks and uncertainties, many of which are beyond our control. All statements, other than statements of historical fact included in this prospectus, regarding our strategy, future operations, financial position, estimated revenues and losses, projected costs and cash flows, prospects, plans and objectives of management are forward-looking statements. When used in this prospectus, the words “could,” “believe,” “anticipate,” “intend,” “estimate,” “expect,” “may,” “should,” “continue,” “predict,” “potential,” “project” and similar expressions are intended to identify forward-looking statements, although not all forward-looking statements contain such identifying words.

Forward-looking statements may include statements about our:

- business strategy;
- reserves;
- technology;
- cash flows and liquidity;
- financial strategy, budget, projections and operating results;
- oil and natural gas realized prices;
- timing and amount of future production of oil and natural gas;
- availability of drilling and production equipment;
- availability of oil field labor;
- the amount, nature and timing of capital expenditures, including future exploration and development costs;
- availability and terms of capital;
- drilling of wells;
- competition and government regulations;
- marketing of oil and natural gas;
- exploitation projects or property acquisitions;
- costs of exploiting and developing our properties and conducting other operations;
- general economic conditions;
- competition in the oil and natural gas industry;
- effectiveness of our risk management and hedging activities;
- environmental liabilities;
- counterparty credit risk;
- governmental regulation and taxation of the oil and natural gas industry;
- developments in oil-producing and natural gas-producing countries;
- uncertainty regarding our future operating results;
- estimated future reserves and present value thereof; and
- plans, objectives, expectations and intentions contained in this prospectus that are not historical.

[Table of Contents](#)

[Index to Financial Statements](#)

All forward-looking statements speak only at the date of this prospectus. You should not place undue reliance on these forward-looking statements. Although we believe that our plans, intentions and expectations reflected in or suggested by the forward-looking statements we make in this prospectus are reasonable, we can give no assurance that these plans, intentions or expectations will be achieved. We disclose important factors that could cause our actual results to differ materially from our expectations under “Risk Factors” and “Management’s Discussion and Analysis of Financial Condition and Results of Operations” and elsewhere in this prospectus. These cautionary statements qualify all forward-looking statements attributable to us or persons acting on our behalf. We do not undertake any obligation to update or revise publicly any forward-looking statements except as required by law, including the securities laws of the United States and the rules and regulations of the SEC.

USE OF PROCEEDS

We will receive net proceeds of approximately \$160.2 million from the sale of the common stock offered by us, assuming an initial public offering price of \$15.00 per share (the midpoint of the price range set forth on the cover page of this prospectus) and after deducting estimated expenses of approximately \$3.0 million and estimated underwriting discounts and commissions of approximately \$11.8 million. If the underwriters' over-allotment option is exercised in full, we estimate that our net proceeds will be approximately \$170.0 million. We will not receive any proceeds from the sale of shares of our common stock by the selling shareholders, including with respect to any sale of shares by the selling shareholders as a result of the exercise of the underwriters' over-allotment option.

Initially, we intend to use the net proceeds we receive from this offering to repay the then outstanding borrowings under our credit agreement (\$113.0 million outstanding at December 30, 2011, excluding outstanding letters of credit). Following the application of the net proceeds we receive from this offering, we will have approximately \$98.7 million available for potential future borrowings under our credit agreement (after giving effect to outstanding letters of credit). We intend to use the remaining net proceeds from this offering, our cash from operations and available borrowings under our credit agreement to fund our 2012 capital expenditure requirements. Although we have no current plans or proposals, pending application of the portion of our net proceeds to fund our 2012 capital expenditure requirements, we may be presented with other opportunities for acquisitions of interests or acreage. In that case, we may decide to use a portion of the net proceeds to finance these acquisitions and use cash flows from operations or additional borrowings under our credit agreement to fund our 2012 capital expenditure requirements, when necessary.

We intend to use the following amounts of the net proceeds for the above uses:

<u>Use of Net Proceeds</u>	<u>Amount</u> <u>(in millions)</u>
Repayment of senior secured revolving credit agreement	\$ 113.0
Payment of a portion of 2012 capital expenditure requirements	47.2
Total net proceeds	\$ 160.2

In December 2011, we amended and restated our senior secured revolving credit agreement. This amendment increased the maximum facility amount from \$150 million to \$400 million. Borrowings are limited to the lesser of \$400 million or the borrowing base, which will be \$100 million immediately following this offering. Comerica Bank serves as administrative agent of our credit agreement, which matures in December 2016. At January 16, 2012, all borrowings under our credit agreement bore interest at a variable rate of 3.25% plus a Eurodollar-based rate per annum, which equated to approximately 3.5% per annum. For more information regarding our amended and restated credit agreement, see "Management's Discussion and Analysis of Financial Condition and Results of Operations — Liquidity and Capital Resources — Credit Agreement." Affiliates of certain of the underwriters are lenders under our senior secured revolving credit agreement and, accordingly, will receive a portion of the proceeds from this offering. Please read "Underwriting — Conflicts of Interest."

Borrowings under the credit agreement were incurred from December 2010 through December 2011 to finance acquisitions of acreage and ongoing drilling and completion operations. Upon consummation of this offering and application of the net proceeds we receive in the manner described above, we will have available borrowings under our credit agreement to finance our capital expenditure requirements. We

[Table of Contents](#)

[Index to Financial Statements](#)

anticipate that we may need to access future borrowings under our credit agreement within 60 to 90 days following completion of this offering to fund a portion of our 2012 capital expenditure requirements in excess of amounts available from our cash flows and the net proceeds of this offering.

The selling shareholders will receive net proceeds of approximately \$23.6 million from their sale of 1,666,667 shares of common stock in this offering, or approximately \$41.8 million if the underwriters exercise their over-allotment option in full, and in each case after deducting estimated underwriting discounts and commissions. We will pay all expenses related to this offering, other than underwriting discounts and commissions related to the shares sold by the selling shareholders. Certain selling shareholders that are selling 262,500 shares in this offering will not be required to pay underwriting discounts or commissions. See “Principal and Selling Shareholders” and “Underwriters.”

An increase or decrease in the initial public offering price of \$1.00 per share of common stock would cause the net proceeds that we will receive from this offering, after deducting estimated expenses and underwriting discounts and commissions, to increase or decrease by approximately \$10.9 million.

While we expect to use the net proceeds from this offering in the manner described above, including for potential acquisitions of interests and/or acreage (although we have no current plans to do so), the ultimate amount of capital we will expend may fluctuate materially based on market conditions and our drilling results. Our future financial condition and liquidity will be impacted by, among other factors, our level of production of oil and natural gas and the prices we receive from the sale thereof, the outcome of our exploration and drilling programs, the number of commercially viable oil and natural gas discoveries made and the quantities of oil and natural gas discovered, the speed with which we can bring such discoveries to production, and the actual cost of exploration and development of our oil and natural gas assets. We intend to invest any net proceeds from this offering that exceed the pay off amount of our credit agreement as described above in U.S. treasury bonds or investment grade instruments until otherwise needed.

DIVIDEND POLICY

We do not anticipate declaring or paying any cash dividends to holders of our common stock in the foreseeable future. We currently intend to retain future earnings to finance the expansion of our business. Our future dividend policy is within the discretion of our board of directors and will depend upon various factors, including our results of operations, financial condition, capital requirements and investment opportunities. In addition, certain covenants in our credit agreement may limit our ability to pay dividends on our common stock.

In addition, prior to consummation of this offering, the holders of our Class B common stock are entitled to be paid cumulative dividends at a per share rate of \$0.26-2/3 annually out of funds legally available for the payment of dividends. These dividends accrue and are payable quarterly at the rate of \$0.06-2/3 per share of Class B common stock outstanding. For the years ended December 31, 2010 and 2009, we declared dividends on our outstanding shares of Class B common stock totaling \$274,853 in each year. For the nine months ended September 30, 2011, we declared dividends on our outstanding shares of Class B common stock totaling \$206,140. Upon the automatic conversion of the outstanding shares of Class B common stock at the closing of this offering, the right of the holders of Class B common stock to dividends will terminate. Any accrued but unpaid dividends existing at the time of such conversion will be paid to the holders of the Class B common stock upon conversion.

CAPITALIZATION

The following table sets forth our capitalization at September 30, 2011. Our capitalization is presented:

- on an actual basis; and
- on an as adjusted basis to give effect to this offering (assuming aggregate net proceeds of \$160.2 million are received by us), the application of the estimated net proceeds to be received by us to repay then outstanding borrowings under our credit agreement (\$113.0 million outstanding at December 30, 2011, excluding outstanding letters of credit), with the balance being added to cash and cash equivalents until it is used to fund capital requirements, the issuance of 285,000 shares of common stock by us to certain holders of stock options prior to consummation of this offering in connection with the exercise of their stock options at an exercise price of \$9.00 per share and the conversion of our Class B common stock into Class A common stock upon consummation of this offering.

You should read the following table in conjunction with “Use of Proceeds,” “Selected Historical Consolidated and Other Financial Data,” “Management’s Discussion and Analysis of Financial Condition and Results of Operations” and our historical consolidated financial statements and related notes thereto appearing elsewhere in this prospectus.

	At September 30, 2011	
	Actual	As Adjusted
(In thousands except for shares)		
Cash and cash equivalents	\$ 7,768	\$ 57,533
Certificates of deposit	2,085	2,085
Debt:		
Short-term debt	25,000	–
Long-term debt ⁽¹⁾	60,000	–
Shareholders’ equity:		
Class A common stock, \$0.01 par value, 80,000,000 shares authorized; 42,907,843 shares issued and 41,728,668 shares outstanding, actual; 55,890,210 shares issued and 54,711,035 shares outstanding, as adjusted	429	559
Class B common stock, \$0.01 par value, 2,000,000 shares authorized; 1,030,700 shares issued and outstanding, actual; 0 shares issued and outstanding, as adjusted	10	–
Additional paid-in capital	263,933	426,578
Retained earnings	14,931	14,931
Treasury stock, at cost, 1,179,175 shares	(10,765)	(10,765)
Total shareholders’ equity	<u>\$268,538</u>	<u>\$ 431,303</u>
Total capitalization	<u>\$328,538</u>	<u>\$ 431,303</u>

- (1) At December 30, 2011, the borrowing base under our credit agreement was \$125.0 million, and we had \$113.0 million in borrowings outstanding, excluding outstanding letters of credit. Approximately \$10.7 million remained available for additional borrowings. See “Management’s Discussion and Analysis of Financial Condition and Results of Operations — Liquidity and Capital Resources — Credit Agreement.”

DILUTION

Purchasers of the common stock in this offering will experience immediate and substantial dilution in the net tangible book value per share of the common stock for accounting purposes. Our net tangible book value at September 30, 2011 was approximately \$269 million, or \$6.28 per share of common stock. Pro forma net tangible book value per share is determined by dividing our pro forma tangible net worth (tangible assets less total liabilities) by the total number of outstanding shares of common stock that will be outstanding immediately prior to the closing of this offering.

After giving effect to the sale of the shares in this offering and further assuming the receipt of the estimated net proceeds to be received by us (after deducting estimated discounts and expenses of this offering), our as adjusted net tangible book value at September 30, 2011 would have been approximately \$431.3 million, or \$7.88 per share. This represents an immediate increase in the net tangible book value of \$1.60 per share to our existing shareholders and an immediate dilution (i.e., the difference between the offering price and the adjusted net tangible book value after this offering) to new investors purchasing shares in this offering of \$7.12 per share. The following table illustrates the per share dilution to new investors purchasing shares in this offering:

Assumed initial public offering price per share	\$15.00
Net tangible book value per share at September 30, 2011	6.28
Increase per share attributable to new investors in this offering	<u>1.60</u>
As adjusted net tangible book value per share after giving effect to this offering	<u>7.88</u>
Dilution in as adjusted net tangible book value per share to new investors in this offering	<u>\$7.12</u>

The following table summarizes, on an as adjusted basis at September 30, 2011, the total number of shares of common stock owned by existing shareholders (assuming (i) the issuance by us of 285,000 shares of common stock to certain holders of stock options prior to consummation of this offering in connection with the exercise of their stock options at an exercise price of \$9.00 per share and (ii) the conversion of our Class B common stock as described under "Description of Capital Stock") and to be owned by new investors, the total consideration paid, and the average price per share paid by our existing shareholders and to be paid by new investors in this offering at \$15.00, the midpoint of the range of the initial public offering prices set forth on the cover page of this prospectus, calculated before deduction of estimated underwriting discounts and commissions:

	Shares Acquired		Total Consideration		Average Price per Share
	Number	Percent	Amount	Percent	
Existing shareholders ⁽¹⁾	43,044,368	78.7	\$256,738	59.5	\$5.96
New investors ⁽¹⁾	11,666,667	21.3	175,000	40.5	15.00
Total	<u>54,711,035</u>	<u>100.0%</u>	<u>\$431,738</u>	<u>100.0%</u>	\$7.89

(1) The number of shares disclosed for the existing shareholders includes 1,666,667 shares being sold by the selling shareholders in this offering. The number of shares disclosed for the new investors does not include the shares being purchased by the new investors from the selling shareholders in this offering.

Apart from the information set forth in the tables above, assuming the underwriters' over-allotment is exercised in full, sales by us in this offering will reduce the percentage of shares held by existing shareholders, without giving effect to the shares being sold by the selling shareholders in this offering, to 77.7% and will increase the number of shares held by new investors to 12,366,667, or 22.3% on an as adjusted basis at September 30, 2011.

SELECTED HISTORICAL CONSOLIDATED AND OTHER FINANCIAL DATA

You should read the following selected financial data in conjunction with “Corporate Reorganization,” “Management’s Discussion and Analysis of Financial Condition and Results of Operations” and our historical consolidated financial statements and related notes thereto included elsewhere in this prospectus. The financial information included in this prospectus may not be indicative of our future results of operations, financial position and cash flows.

The following selected financial information is summarized from our results of operations for the five-year period ended December 31, 2010 and selected consolidated balance sheet data at December 31, 2010, 2009, 2008, 2007 and 2006 and our results of operations for the nine months ended September 30, 2011 and 2010 and the consolidated balance sheet data at September 30, 2011 and 2010 and should be read in conjunction with the consolidated financial statements at the years ended December 31, 2010, 2009 and 2008 and the nine month periods ended September 30, 2011 and 2010, and the notes thereto included herewith.

	Year Ended December 31,					Nine Months Ended September 30,	
	2010	2009	2008	2007	2006	2011 (Unaudited)	2010 (Unaudited)
(In thousands)							
Statement of operations data:							
Revenues:							
Oil and natural gas revenues	\$34,042	\$ 19,039	\$ 30,645	\$13,988	\$ 14,678	\$ 52,009	\$ 25,182
Realized gain (loss) on derivatives	5,299	7,625	(1,326)	213	–	4,237	2,988
Unrealized gain (loss) on derivatives	3,139	(2,375)	3,592	(211)	–	1,534	5,813
Total revenues	42,480	24,289	32,911	13,990	14,678	57,780	33,983
Expenses:							
Production taxes and marketing	1,982	1,077	1,639	779	896	4,801	1,235
Lease operating	5,284	4,725	4,667	3,099	3,075	5,639	3,801
Depletion, depreciation and amortization	15,596	10,743	12,127	7,889	10,950	22,578	10,931
Accretion of asset retirement obligations	155	137	92	70	55	158	107
Full-cost ceiling impairment	–	25,244	22,195	–	56,504	35,673	–
General and administrative	9,702	7,115	8,252	5,189	5,407	9,395	6,793
Total expenses	32,719	49,041	48,972	17,026	76,887	78,244	22,867
Operating income (loss)	9,761	(24,752)	(16,061)	(3,036)	(62,209)	(20,464)	11,116
Other income (expense):							
Net gain (loss) on asset sales and inventory impairment	(224)	(379)	136,977	–	–	–	–
Interest and other income	364	781	2,984	2,736	2,063	248	300
Interest expense	(3)	–	–	–	–	(461)	–
Total other income (expense)	137	402	139,962	2,736	2,063	(213)	300
Net income (loss)	\$ 6,377	\$ (14,425)	\$103,878	\$ (300)	\$ (60,146)	\$ (13,725)	\$ 7,373

[Table of Contents](#)

[Index to Financial Statements](#)

	At December 31,					At September 30,		
	2010	2009	2008	2007	2006	2011		2010
						Actual	As Adjusted ⁽¹⁾	
(In thousands)						(Unaudited)	(Unaudited)	(Unaudited)
Balance sheet data:								
Cash and cash equivalents	\$ 21,060	\$104,230	\$150,768	\$ 9,017	\$ 43,183	\$ 7,768	\$ 57,533	\$ 38,618
Certificates of deposit	2,349	15,675	20,782	–	–	2,085	2,085	7,429
Short-term investments	–	–	–	57,925	–	–	–	–
Net property and equipment	303,880	142,078	125,261	105,814	63,062	350,279	378,279	227,052
Total assets	346,382	277,400	314,539	179,152	112,628	383,244	461,009	291,423
Current liabilities	30,097	8,868	35,475	5,541	5,878	50,102	25,102	19,396
Long term liabilities	34,408	4,210	2,059	1,568	878	64,604	4,604	8,125
Total shareholders' equity	\$281,877	\$264,321	\$277,005	\$172,043	\$105,872	\$ 268,538	\$ 431,303	\$ 263,902

	Year Ended December 31,					Nine Months Ended September 30,	
	2010	2009	2008	2007	2006	2011	2010
						(Unaudited)	(Unaudited)
(In thousands)							
Other financial data:							
Net cash provided by operating activities	\$ 27,273	\$ 1,791	\$ 25,851	\$ 7,881	\$ 1,570	\$ 34,443	\$ 21,390
Net cash (used in) provided by investing activities	(147,334)	(49,415)	115,481	(108,296)	(49,501)	(107,772)	(78,718)
Oil and natural gas properties capital expenditures	(159,050)	(54,244)	(104,119)	(50,310)	(51,932)	(104,733)	(86,031)
Expenditures for other property and equipment	(1,610)	(307)	(3,012)	(1,300)	(3,127)	(3,303)	(934)
Net cash provided by (used in) financing activities	36,891	1,086	419	66,250	73,876	60,037	(8,284)
Adjusted EBITDA ⁽²⁾	\$ 23,635	\$ 15,184	\$ 18,411	\$ 8,091	\$ 7,582	\$ 37,550	\$ 17,133

(1) As adjusted to give effect to (a) this offering (assuming aggregate net proceeds of \$160.2 million are received by us), (b) the application of the net proceeds to be received by us to repay the then outstanding borrowings under our credit agreement (\$113.0 million less outstanding letters of credit), (c) \$28.0 million being added to property and equipment reflecting the use of \$28.0 million in additional borrowings under our credit agreement between September 30, 2011 and January 16, 2012, (d) the balance of the net proceeds from this offering being added to cash and cash equivalents to fund a portion of our 2012 capital expenditure budget and (e) the proceeds to be received by us as a result of the issuance of 285,000 shares of common stock to certain holders of stock options prior to the consummation of this offering in connection with the exercise of their stock options at an exercise price of \$9.00 per share.

(2) Adjusted EBITDA is a non-GAAP financial measure. For a definition of Adjusted EBITDA and a reconciliation of Adjusted EBITDA to our net income (loss) and net cash provided by operating activities, see "Summary Financial, Reserves and Operating Data."

MANAGEMENT'S DISCUSSION AND ANALYSIS OF FINANCIAL CONDITION AND RESULTS OF OPERATIONS

The following discussion and analysis of our financial condition and results of operations should be read in conjunction with our consolidated financial statements and related notes appearing elsewhere in this prospectus. The following discussion contains "forward-looking statements" that reflect our future plans, estimates, beliefs and expected performance. We caution that assumptions, expectations, projections, intentions or beliefs about future events may, and often do, vary from actual results and the differences can be material. Some of the key factors which could cause actual results to vary from our expectations include changes in oil or natural gas prices, the timing of planned capital expenditures, availability of acquisitions, uncertainties in estimating proved reserves and forecasting production results, operational factors affecting the commencement or maintenance of producing wells, the condition of the capital markets generally, as well as our ability to access them, the proximity to and capacity of transportation facilities, uncertainties regarding environmental regulations or litigation and other legal or regulatory developments affecting our business, as well as those factors discussed below and elsewhere in the prospectus, all of which are difficult to predict. In light of these risks, uncertainties and assumptions, the forward-looking events discussed may not occur. See "Cautionary Note Regarding Forward-Looking Statements."

Overview

We are an independent energy company engaged in the exploration, development, acquisition and production of oil and natural gas resources in the United States, with a particular emphasis on oil and natural gas shale plays and other unconventional resources. Our current operations are located primarily in the Eagle Ford shale play in south Texas and the Haynesville shale play in northwest Louisiana and east Texas. These plays are a key part of our growth strategy, and we believe they currently represent two of the most active and economically viable unconventional resource plays in North America. We expect the majority of our near-term capital expenditures will focus on increasing our production and reserves from the Eagle Ford and Haynesville shale plays as we seek to capitalize on the relative economics of each play. In addition to these primary operating areas, we have significant acreage positions in southeast New Mexico and west Texas and in southwest Wyoming and adjacent areas in Utah and Idaho where we continue to identify new oil and natural gas prospects.

We were founded in July 2003 by Mr. Joseph Wm. Foran and Mr. Scott E. King, and we drilled our first well in 2004. Since that time, we have drilled or participated in 213 wells through September 30, 2011, including 83 Haynesville and six Eagle Ford wells. At September 30, 2011, based on the reserves audit by our independent reservoir engineers, we had 161.8 Bcfe of estimated proved reserves with a PV-10 of \$155.2 million and a Standardized Measure of \$143.4 million. At September 30, 2011, 35% of our estimated proved reserves were proved developed reserves and 96% of our estimated proved reserves were natural gas. We grew our average daily production by 162% from 9.0 MMcfe per day from the year ended December 31, 2008 to 23.6 MMcfe per day for the year ended December 31, 2010. As a result of initial production from several wells that were completed in 2011, our average daily production for the nine months ended September 30, 2011 was approximately 42.5 MMcfe per day.

Our business success and financial results are dependent on many factors beyond our control, such as economic, political and regulatory developments, as well as competition from other sources of energy. Commodity price volatility, in particular, is a significant risk factor for us. Commodity prices are affected by changes in market supply and demand, which is impacted by overall economic activity, weather, pipeline capacity constraints, inventory storage levels, natural gas price differentials and other factors. Prices for oil and natural gas will affect the cash flows available to us for capital expenditures and our ability to borrow

[Table of Contents](#)

[Index to Financial Statements](#)

and raise additional capital. Declines in oil or natural gas prices would not only reduce our revenues, but could also reduce the amount of oil and/or natural gas that we can produce economically, and as a result, could have an adverse effect on our financial condition, results of operations, cash flows and reserves. Because we produce more natural gas than oil at the present time and expect to continue to do so in the near term, we will face more risks associated with fluctuations in the price of natural gas. Since one of our current business strategies is to focus on increasing our oil and liquids production, we will face increased risk in the future associated with fluctuations in the price of oil.

In response to the recent commodity price environment, and in particular, the general decline in natural gas prices since July 2008 in contrast with the rebound in oil prices since February 2009, we have sought to balance our exploration and development plans by targeting more oil prone reservoirs, such as the Eagle Ford shale. While most of our historical and current production is natural gas, we believe that our future production profile will reflect a more balanced oil and natural gas commodity mix as a result of our strategic shift to target more oil development than we have historically.

One of the biggest challenges we face in the development of our Eagle Ford and Haynesville shale acreage is associated with service costs, and particularly in the Eagle Ford play, pipeline infrastructure and the shortage of stimulation equipment and service dates necessary to stimulate these wells. Due to the increased activity in these areas, service costs have continued to rise and the availability of completion crews has decreased. We believe that reducing drilling and particularly completion costs will be essential to the successful development and profitability of the Eagle Ford and Haynesville shale plays. See “Risk Factors — The unavailability or high cost of drilling rigs, completion equipment and services, supplies and personnel, including hydraulic fracturing equipment and personnel, could adversely affect our ability to establish and execute exploration and development plans within budget and on a timely basis, which could have a material adverse effect on our financial condition, results of operations and cash flows.”

We believe that our general and administrative expenses will increase in connection with the completion of this offering as a result of us operating as a public company. This increase will consist primarily of legal and accounting fees and additional expenses associated with compliance with the Sarbanes-Oxley Act and other regulations and increases in our staff compensation and other ongoing general and administrative expenses necessary to maintain and grow a publicly traded exploration and production company. A large part of this increase will be due to the cost of accounting support services, filing annual and quarterly reports with the SEC, investor relations activities, directors’ fees, incremental directors’ and officers’ liability insurance costs and transfer and registrar agent fees. As a result, we believe that our general and administrative expenses for future periods will increase significantly. Our consolidated financial statements following the completion of this offering will reflect the impact of these increased expenses and affect the comparability of our financial statements with periods before the completion of this offering.

Revenues

Our revenues are derived primarily from the sale of oil and natural gas production. Our revenues may vary significantly from period to period as a result of changes in volumes of production sold or changes in oil or natural gas prices.

Realized gain (loss) on derivatives. We use commodity derivative financial instruments to mitigate our exposure to fluctuations in natural gas prices. This revenue item includes the net realized cash gains and losses associated with the settlement of these derivative financial instruments for a given reporting period.

[Table of Contents](#)[Index to Financial Statements](#)

Unrealized gain (loss) on derivatives. We use commodity derivative financial instruments to mitigate our exposure to fluctuations in natural gas prices. This revenue item recognizes the non-cash change in the fair value of our open derivative contracts between reporting periods.

The following table summarizes our revenues and production data for the periods indicated:

	Year Ended December 31,			Nine Months Ended September 30,	
	2010	2009	2008	2011 (Unaudited)	2010 (Unaudited)
Operating Results:					
Revenues (in thousands):					
Oil	\$ 2,506	\$ 1,719	\$ 3,653	\$ 10,468	\$ 1,831
Natural gas	31,535	17,320	26,992	41,541	23,351
Total oil and natural gas revenues	34,042	19,039	30,645	52,009	25,182
Realized gain (loss) on derivatives	5,299	7,625	(1,326)	4,237	2,988
Unrealized gain (loss) on derivatives	3,139	(2,375)	3,592	1,534	5,813
Total revenues	\$42,480	\$24,289	\$32,911	\$ 57,780	\$ 33,983
Net Production Volumes:					
Oil (MBbls)	33	30	37	113	24
Natural gas (Bcf)	8.4	4.8	3.1	10.9	5.9
Total natural gas equivalents (Bcfe)	8.6	5.0	3.3	11.6	6.0
Average net daily production (MMcfe/d)	23.6	13.7	9.0	42.5	22.0
Average Sales Prices:					
Oil (per Bbl)	\$ 76.39	\$ 57.72	\$ 98.59	\$ 92.71	\$ 74.59
Natural gas, with realized derivatives (per Mcf)	\$ 4.38	\$ 5.17	\$ 8.32	\$ 4.19	\$ 4.49
Natural gas, without realized derivatives (per Mcf)	\$ 3.75	\$ 3.59	\$ 8.75	\$ 3.80	\$ 3.98

Nine Months Ended September 30, 2011 Compared to Nine Months Ended September 30, 2010

Oil and natural gas revenues. Our oil and natural gas revenues increased by \$26.8 million to \$52.0 million, or an increase of about 107%, for the nine months ended September 30, 2011, as compared to the nine months ended September 30, 2010. This increase in oil and natural gas revenues corresponds with an increase of about 93% in our oil and natural gas production to 11.6 Bcfe for the nine months ended September 30, 2011 from 6.0 Bcfe for the nine months ended September 30, 2010. This increased production was primarily due to drilling operations in the Haynesville shale, but also reflects initial production from our first two operated wells in the Eagle Ford shale. A portion of the increased oil and natural gas revenues was also attributable to the approximate five-fold increase in our oil production for the nine months ended September 30, 2011 as compared to the nine months ended September 30, 2010, as well as to the increase of about \$18.00 per Bbl in the average price we received for this oil production during the nine months ended September 30, 2011 as compared to the same period in 2010.

Realized gain (loss) on derivatives. Our realized gain on derivatives increased by approximately \$1.2 million to \$4.2 million for the nine months ended September 30, 2011 from \$3.0 million for the nine months ended September 30, 2010. The realized gain from our open natural gas costless collar contracts increased primarily as a result of the decline in natural gas prices during the comparable periods. We realized approximately \$0.91 per MMBtu hedged on all of our open natural gas costless collar contracts during the nine months ended September 30, 2011 as compared to \$0.68 per MMBtu hedged on all of our open natural gas costless collar contracts during the nine months ended September 30, 2010.

Unrealized gain (loss) on derivatives. Our unrealized gain on derivatives was \$1.5 million for the nine months ended September 30, 2011, compared to an unrealized gain of \$5.8 million for the nine months

ended September 30, 2010. During the period from December 31, 2010 to September 30, 2011, the net fair value of our open natural gas costless collar contracts increased from \$4.1 million to \$5.6 million, resulting in an unrealized gain on derivatives of \$1.5 million for the nine months ended September 30, 2011. This increase in the net fair value of our open natural gas costless collar contracts was due primarily to a decrease in natural gas prices during the first nine months of 2011 as compared to the comparable period in 2010, as well as an increase in the total number of our open contracts at September 30, 2011 as compared to December 31, 2010. During the period from December 31, 2009 to September 30, 2010, the net fair value of our open natural gas costless collar contracts increased from \$1.0 million to \$6.8 million, resulting in an unrealized gain on derivatives of \$5.8 million for the nine months ended September 30, 2010.

Year Ended December 31, 2010 as Compared to Year Ended December 31, 2009

Oil and natural gas revenues. Our oil and natural gas revenues increased by \$15.0 million to \$34.0 million, or an increase of about 79%, for the year ended December 31, 2010 as compared to the year ended December 31, 2009. Approximately \$13.7 million of the increase was primarily due to a 72% increase in our production to 8.6 Bcfe during the year ended December 31, 2010 from 5.0 Bcfe during the year ended December 31, 2009, and approximately \$1.3 million of the increase was due to increases in the average prices we received for both oil and natural gas over these respective periods. For the year ended December 31, 2010, we received an average natural gas price of \$3.75 per Mcf and an average oil price of \$76.39 per Bbl as compared to an average natural gas price of \$3.59 per Mcf and an average oil price of \$57.72 per Bbl for the year ended December 31, 2009. Our increased production during this period was primarily due to drilling operations in the Haynesville shale.

Realized gain (loss) on derivatives. Our realized gain on derivatives decreased by approximately \$2.3 million to \$5.3 million for the year ended December 31, 2010 from \$7.6 million for the year ended December 31, 2009. This decrease was due primarily to a decrease of about \$1.50 per MMBtu in the average price floor of our open natural gas costless collar contracts in 2010 as compared with 2009 and despite the increase in natural gas volumes hedged in 2010 as compared to 2009.

Unrealized gain (loss) on derivatives. Our unrealized gain on derivatives was \$3.1 million for the year ended December 31, 2010, compared to an unrealized loss of \$2.4 million for the year ended December 31, 2009. During the period from December 31, 2009 to December 31, 2010, the net fair value of our open natural gas costless collar contracts increased from \$1.0 million to \$4.1 million, resulting in an unrealized gain on derivatives of \$3.1 million for the year ended December 31, 2010. This increase in the net fair value of our open natural gas costless collar contracts was due primarily to lower natural gas prices at December 31, 2010 as compared to December 31, 2009. During the period from December 31, 2008 to December 31, 2009, the net fair value of our open natural gas costless collar contracts decreased from \$3.4 million to \$1.0 million, resulting in an unrealized loss on derivatives of \$2.4 million for the year ended December 31, 2009. This decrease in the net fair value of our open natural gas costless collar contracts was due primarily to an approximate \$2.00 per MMBtu decrease in the average floor price of our open contracts at December 31, 2009 as compared with December 31, 2008.

Year Ended December 31, 2009 as Compared to Year Ended December 31, 2008

Oil and natural gas revenues. Our oil and natural gas revenues decreased \$11.6 million to \$19.0 million, or a decrease of about 38%, during the year ended December 31, 2009 as compared to the year ended December 31, 2008. Although we increased our production by 51% from 3.3 Bcfe in 2008 to 5.0 Bcfe in 2009, the oil and natural gas revenues of approximately \$5.8 million generated by these increased production volumes did not fully offset the \$17.4 million decrease in oil and natural gas revenues

[Table of Contents](#)

[Index to Financial Statements](#)

attributable to a sharp decline in the prices we received for both oil and natural gas in 2009 as compared with 2008. For the year ended December 31, 2009, we received an average natural gas price of \$3.59 per Mcf and an average oil price of \$57.72 per Bbl as compared to an average natural gas price of \$8.75 per Mcf and an average oil price of \$98.59 per Bbl for the year ended December 31, 2008. Our increased production during this period was due primarily to drilling operations in the Haynesville shale.

Realized gain (loss) on derivatives. Our realized gain on derivatives increased approximately \$8.9 million to \$7.6 million during the year ended December 31, 2009 from a loss of \$1.3 million during the year ended December 31, 2008. Natural gas futures prices closed above the price ceiling of many of our open natural gas costless collar contracts during the first half of 2008, and, as a result, we were required to pay the counterparty at settlement. Natural gas prices declined sharply beginning in August 2008 and continued to decline throughout much of 2009, and as a result, natural gas prices closed below the price floor of many of our open costless collar contracts during almost all of 2009. As a result, we received cash from the counterparty at settlement and our realized gain on derivatives increased significantly.

Unrealized gain (loss) on derivatives. Our unrealized loss on derivatives was \$2.4 million for the year ended December 31, 2009 as compared to an unrealized gain of \$3.6 million for the year ended December 31, 2008. During the period from December 31, 2008 to December 31, 2009, the net fair value of our open natural gas costless collar contracts decreased from \$3.4 million to \$1.0 million, resulting in an unrealized loss on derivatives of \$2.4 million for the year ended December 31, 2009. This decrease in the net fair value of our open natural gas costless collar contracts was due primarily to an approximate \$2.00 per MMBtu decrease in the average floor price of our open contracts at December 31, 2009 as compared with December 31, 2008. During the period from December 31, 2007 to December 31, 2008, the net fair value of our open natural gas costless collar contracts increased from a liability of \$0.2 million to \$3.4 million, resulting in an unrealized gain on derivatives of \$3.6 million for the year ended December 31, 2008. This increase in the net fair value of our open natural gas costless collar contracts was due to a decrease in natural gas prices and an increase in the volume of natural gas hedged at December 31, 2008 as compared with December 31, 2007.

Expenses

Production taxes and marketing. Production taxes are paid on produced oil and natural gas based on a percentage of revenues from products sold at market prices (not hedged prices) or at fixed rates established by federal, state or local taxing authorities. We attempt to take advantage of all credits and exemptions in our various taxing jurisdictions. In general, the production taxes we pay tend to correlate to the changes in our oil and natural gas revenues. Marketing expenses are fees charged by the purchasers of the oil and natural gas we produce and sell and principally include marketing, compression and transportation fees.

Lease operating expenses. Lease operating expenses are the daily costs incurred to produce oil and natural gas, as well as the daily costs incurred to maintain our producing properties. Such costs also include field personnel costs, utilities, chemical additives, salt water disposal, maintenance, repairs and occasional workover expenses related to our oil and natural gas properties.

Depletion, depreciation and amortization. Depletion, depreciation and amortization includes the systematic expensing of the capitalized costs incurred in the acquisition, exploration and development of oil and natural gas. We use the full-cost method of accounting and accordingly, we capitalize all costs associated with the acquisition, exploration and development of oil and natural gas properties, including unproved and unevaluated property costs. Internal costs are capitalized only to the extent they are directly related to acquisition, exploration or development activities and do not include any costs related to

[Table of Contents](#)

[Index to Financial Statements](#)

production, selling or general corporate administrative activities. Capitalized costs of oil and natural gas properties are amortized using the unit-of-production method based upon production and estimates of proved oil and natural gas reserves quantities. Unproved and unevaluated property costs are excluded from the amortization base used to determine depletion, depreciation and amortization.

Accretion of asset retirement obligations. Asset retirement obligations relate to the future costs associated with plugging and abandonment of oil and natural gas wells, removal of equipment and facilities from leased acreage and returning such land to its original condition. We recognize the fair value of an asset retirement obligation in the period it is incurred if a reasonable estimate of fair value can be made. The asset retirement obligation is recorded as a liability at its estimated present value, with an offsetting increase recognized in oil and natural gas properties or support equipment and facilities on the balance sheet. Periodic accretion of the discounted value of the estimated liability is recorded as an expense in our statement of operations.

Full-cost ceiling impairment. The net capitalized costs of oil and natural gas properties are limited to the lower of unamortized costs less related deferred income taxes or the cost center ceiling, with any excess above the cost center ceiling charged to operations as a full-cost ceiling impairment. The cost center ceiling is defined as the sum of (a) the present value discounted at 10 percent of future net revenues of proved oil and natural gas reserves, plus (b) unproved and unevaluated property costs not being amortized, plus (c) the lower of cost or estimated fair value of unproved and unevaluated properties included in the costs being amortized, if any, less (d) income tax effects related to differences between the book and tax basis of the properties involved. Future net revenues from proved non-producing and proved undeveloped reserves are reduced by the estimated costs of developing these reserves. The fair value of our derivative instruments is not included in the ceiling test computation as we do not designate these instruments as hedge instruments for accounting purposes.

General and administrative expenses. General and administrative expenses include, but are not limited to, compensation and benefits for our employees, costs of renting and maintaining our headquarters, office service contracts, board of directors fees, franchise taxes, stock-based compensation expense and accounting, legal and other professional fees.

Other Income (Expense)

Net gain (loss) on asset sales and inventory impairment. This other income (expense) item includes the net gain or loss we experience on infrequent asset sales or impairment charges associated with certain equipment held in inventory. This item also includes infrequent sales of oil and natural gas properties that we consider to be extraordinary when considered in relation to the normal course of our business.

Interest and other income. Interest income includes interest earned periodically on the cash and cash equivalents we hold in money market accounts composed of United States Treasury securities offering daily liquidity and the interest earned periodically on our certificates of deposit. Other income includes income we receive for providing salt water disposal and natural gas transportation services to other working interest participants in wells that we operate.

Interest expense. Interest expense includes interest paid to our lenders as a result of borrowings under our revolving credit agreement. We finance a portion of our working capital requirements, capital expenditures and acquisitions with borrowings under the credit agreement, and as a result, we incur interest expense that is affected by both fluctuations in interest rates and our financing decisions. In addition, we include any amortization of deferred financing costs (including origination and amendment fees), commitment fees and annual agency fees as interest expense.

[Table of Contents](#)

[Index to Financial Statements](#)

Total income tax provision (benefit). Total income tax provision (benefit) includes the net current and deferred portions of our estimated income tax liabilities. We file a United States federal income tax return and state tax returns in those states where we conduct oil and natural gas operations. The current portion of our income tax provision (benefit) reflects actual income tax payments made or refunds received by us as a result of filing these income tax returns. The deferred portion of our income tax provision is the result of temporary timing differences between the financial statement carrying values and the tax bases of our assets and liabilities.

The following table summarizes our operating expenses and other income (expense) for the periods indicated:

	Year Ended December 31,			Nine Months Ended September 30,	
	2010	2009	2008	2011 (Unaudited)	2010 (Unaudited)
(In thousands, except expenses per Mcfe)					
Expenses:					
Production taxes and marketing	\$ 1,982	\$ 1,077	\$ 1,639	\$ 4,801	\$ 1,235
Lease operating	5,284	4,725	4,667	5,639	3,801
Depletion, depreciation and amortization	15,596	10,743	12,127	22,578	10,931
Accretion of asset retirement obligations	155	137	91	158	107
Full-cost ceiling impairment	–	25,244	22,195	35,673	–
General and administrative	9,702	7,115	8,252	9,395	6,793
Total expenses	32,719	49,041	48,972	78,244	22,867
Operating income (loss)	9,761	(24,752)	(16,061)	(20,464)	11,116
Other income (expense):					
Net gain (loss) on asset sales and inventory impairment	(224)	(379)	136,978	–	–
Interest and other income	364	781	2,984	248	300
Interest expense	(3)	–	–	(461)	–
Total other income (expense)	137	402	139,962	(213)	300
Income (loss) before income taxes	9,898	(24,350)	123,901	(20,677)	11,416
Total income tax provision (benefit)	3,521	(9,925)	20,023	(6,952)	4,043
Net income (loss)	\$ 6,377	\$(14,425)	\$103,878	\$ (13,725)	\$ 7,373
Expenses per Mcfe:					
Production taxes and marketing	\$ 0.23	\$ 0.22	\$ 0.50	\$ 0.41	\$ 0.21
Lease operating	\$ 0.61	\$ 0.94	\$ 1.41	\$ 0.49	\$ 0.63
Depletion, depreciation and amortization	\$ 1.81	\$ 2.15	\$ 3.67	\$ 1.95	\$ 1.82
General and administrative	\$ 1.13	\$ 1.42	\$ 2.50	\$ 0.81	\$ 1.13

Nine Months Ended September 30, 2011 Compared to Nine Months Ended September 30, 2010

Production taxes and marketing. Our production taxes and marketing expenses increased by \$3.6 million to \$4.8 million, or an increase of approximately 289% for the nine months ended September 30, 2011, as compared to the nine months ended September 30, 2010. The increase in our production taxes and marketing expenses reflects the increases in both our oil and natural gas production and revenues by 93% and 107%, respectively, during the nine months ended September 30, 2011 as compared to the nine months ended September 30, 2010. The majority of this increase was due to higher marketing, transportation and compression charges on non-operated Haynesville shale production in the first nine months of 2011 as compared to the same period in 2010. Some of this increase was also due to recently completed Haynesville shale wells, several of which were turned to sales or produced their first significant production volumes during the first nine months of 2011. Although we or our outside operating partners have applied for exemptions from initial production taxes on these recently completed Haynesville shale wells, and although we expect these applications will be approved by the state of Louisiana, some of these wells had not yet been approved for production tax exemptions at September 30, 2011. Thus, we have paid and/or accrued for

the associated production taxes on these wells during the first nine months of 2011, although we expect these production taxes will be refunded to us in future periods. We will adjust our production taxes and marketing expenses accordingly when and if these production tax exemptions are approved. The remainder of the increase in production taxes and marketing expenses for the nine months ended September 30, 2011 was due to production taxes paid on initial production from our first two operated Eagle Ford shale wells in south Texas.

Lease operating expenses. Our lease operating expenses increased by \$1.8 million to \$5.6 million, or an increase of about 48%, for the nine months ended September 30, 2011 as compared to the nine months ended September 30, 2010. During these respective periods, however, our oil and natural gas production increased 93% from 6.0 Bcfe to 11.6 Bcfe. As a result, our lease operating expenses per unit of production decreased by 22% to \$0.49 per Mcfe for the nine months ended September 30, 2011 as compared to \$0.63 per Mcfe for the nine months ended September 30, 2010. During the first nine months of 2011, the percentage of our production attributed to the Haynesville shale continued to increase. The unit lease operating costs associated with the Haynesville production are much less than those associated with our Cotton Valley natural gas production, primarily due to the greater salt water disposal costs associated with the Cotton Valley production.

Depletion, depreciation and amortization. Our depletion, depreciation and amortization expenses increased by \$11.6 million to \$22.6 million, or an increase of about 107%, for the nine months ended September 30, 2011 as compared to the nine months ended September 30, 2010. The increase in our depletion, depreciation and amortization expenses was due primarily to an increase of approximately 93% in our oil and natural gas production from 6.0 Bcfe to 11.6 Bcfe during the respective time periods. A portion of this increase was also due to a 7% increase in our depletion, depreciation and amortization expenses on a unit-of-production basis from \$1.82 per Mcfe for the nine months ended September 30, 2010 to \$1.95 per Mcfe for the nine months ended September 30, 2011. This increase reflects increases in drilling and completion costs for wells drilled to the Haynesville shale during the past year. This increase was also due, in part, to higher finding and development costs on a per Mcfe basis associated with our initial wells drilled and completed in the Eagle Ford shale.

Accretion of asset retirement obligations. Our accretion of asset retirement obligations expenses increased by approximately \$51,000 to approximately \$158,000, or an increase of about 48%, for the nine months ended September 30, 2011 as compared to the nine months ended September 30, 2010. The increase in our accretion of asset retirement obligations was due primarily to the addition of new wells through our drilling of operated wells and our participation in the drilling of non-operated wells, although, on the whole, this item is an insignificant component of our overall expenses.

Full-cost ceiling impairment. No impairment to the net carrying value of our oil and natural gas properties on the balance sheet resulting from the full-cost ceiling limitation was recorded at September 30, 2010. At March 31, 2011, the net capitalized costs of our oil and natural gas properties less related deferred income taxes exceeded the cost center ceiling by \$23.0 million. As a result, we recorded an impairment charge of \$35.7 million to the net capitalized costs of our oil and natural gas properties and a deferred income tax credit of \$12.7 million, which is also reflected in our expenses for the nine months ended September 30, 2011.

General and administrative. Our general and administrative expenses increased by \$2.6 million to \$9.4 million, or an increase of about 38%, for the nine months ended September 30, 2011 as compared to the nine months ended September 30, 2010. The increase in our general and administrative expenses was due

primarily to increased cash and non-cash compensation expenses and increased accounting and legal expenses for the nine months ended September 30, 2011 as compared to the nine months ended September 30, 2010. As a result of our increased oil and natural gas production, however, our general and administrative expenses decreased by 28% on a unit-of-production basis to \$0.81 per Mcfe for the nine months ended September 30, 2011 as compared to \$1.13 per Mcfe for the nine months ended September 30, 2010.

Net gain (loss) on asset sales and inventory impairment. We did not incur gains or losses on asset sales and inventory impairment during the nine months ended September 30, 2011 or during the nine months ended September 30, 2010.

Interest expense. At September 30, 2011, we had borrowed \$85.0 million under our credit agreement, including a term loan of \$25.0 million, to finance a portion of our working capital requirements and capital expenditures and had incurred total interest expense of approximately \$1.2 million. We capitalized \$756,000 of our interest expense on certain qualifying projects for the nine months ended September 30, 2011 and expensed the remaining \$461,000 to operations. At September 30, 2011, the interest rate on the term loan was approximately 5.3% and the interest rate on the other outstanding borrowings was approximately 2.2%. We had no borrowings under the credit agreement at September 30, 2010 and, as a result, we incurred no interest expense for the nine months ended September 30, 2010.

Interest and other income. Our interest and other income decreased by approximately \$52,000 to approximately \$248,000, or a decrease of about 17%, for the nine months ended September 30, 2011 as compared to the nine months ended September 30, 2010. The decrease in our interest and other income was due primarily to a significant decrease in the average balances of our cash and cash equivalents and certificates of deposit on which we received interest income between the two periods. Our cash and cash equivalents and certificates of deposit decreased to approximately \$9.9 million at September 30, 2011 from approximately \$46.0 million at September 30, 2010, as we used cash to acquire additional leasehold acreage in the Eagle Ford shale play in south Texas and in the core area of the Haynesville shale play in northwest Louisiana and to fund our operated and non-operated drilling and completion activities in both areas.

Total income tax provision (benefit). We recorded a total income tax benefit of approximately \$7.0 million for the nine months ended September 30, 2011 as compared to a total income tax provision of approximately \$4.0 million for the nine months ended September 30, 2010. The total income tax benefit for the nine months ended September 30, 2011 reflected deferred income taxes almost entirely, with the exception of a state of Louisiana income tax refund of approximately \$46,000 recorded during this period. At March 31, 2011, the net capitalized costs of our oil and natural gas properties less related deferred income taxes exceeded the cost center ceiling by \$23.0 million. As a result, we recorded an impairment charge of \$35.7 million to the net capitalized costs of our oil and natural gas properties and a deferred income tax credit of \$12.7 million. This deferred income tax credit exceeded our deferred tax liabilities at March 31, 2011, and as a result, we reduced our net deferred tax liabilities by \$6.9 million and established a net valuation allowance due to uncertainties regarding the future realization of our deferred tax assets. We retained a net valuation allowance in the amount of approximately \$0.8 million at September 30, 2011. We will continue to assess the valuation allowance on a periodic basis and to the extent we determine that the allowance is no longer required, the tax benefit of the remaining deferred tax assets will be recognized in the future. The total income tax provision for the nine months ended September 30, 2010 included a deferred income tax provision of approximately \$5.4 million and a current income tax benefit of approximately \$1.4 million, which was attributable to a refund of U.S. federal income taxes received by us. For the nine months ended September 30, 2010, the deferred income tax provision was consistent with our

[Table of Contents](#)

[Index to Financial Statements](#)

income before income taxes, which included approximately \$5.8 million in unrealized hedging gains. We had a net loss for the nine months ended September 30, 2011, and our effective tax rate for the nine months ended September 30, 2010 was 35.42%.

Year Ended December 31, 2010 Compared to Year Ended December 31, 2009

Production taxes and marketing. Our production taxes and marketing expenses increased by \$0.9 million to \$2.0 million, or an increase of about 84%, for the year ended December 31, 2010 as compared to the year ended December 31, 2009. The increase in our production taxes and marketing expenses was due primarily to the increase in our oil and natural gas revenues from \$19.0 million to \$34.0 million, or an increase of about 79%, during the respective time periods. On a unit-of-production basis, our production taxes and marketing expenses remained relatively constant year-over-year, increasing to \$0.23 per Mcfe for the year ended December 31, 2010 from \$0.22 per Mcfe for the year ended December 31, 2009.

Lease operating expenses. Our lease operating expenses increased by \$0.6 million to \$5.3 million, or an increase of about 12%, for the year ended December 31, 2010 as compared to the year ended December 31, 2009. During these respective periods, however, our oil and natural gas production increased 72% to 8.6 Bcfe from 5.0 Bcfe. As a result, our lease operating expenses per unit of production decreased by 35% to \$0.61 per Mcfe for the year ended December 31, 2010 as compared to \$0.94 per Mcfe for the year ended December 31, 2009. In 2010, the percentage of our production attributed to the Haynesville shale continued to increase. The unit lease operating costs associated with the Haynesville production are much less than those associated with our Cotton Valley natural gas production, primarily due to the greater salt water disposal costs associated with the Cotton Valley production.

Depletion, depreciation and amortization. Our depletion, depreciation and amortization expenses increased by \$4.9 million to \$15.6 million, or an increase of about 45%, for the year ended December 31, 2010 as compared to the year ended December 31, 2009. The increase in our depletion, depreciation and amortization expenses was due primarily to the increase in our natural gas production to 8.6 Bcfe from 5.0 Bcfe during the respective time periods. The finding and development costs associated with our Haynesville shale reserves have been less than finding and development costs associated with our reserves producing from the Cotton Valley and other formations. As a result, our depletion, depreciation and amortization expenses on a unit-of-production basis have continued to decrease as our Haynesville production has increased; these expenses decreased to \$1.81 per Mcfe during the year ended December 31, 2010 from \$2.15 per Mcfe during the year ended December 31, 2009.

Accretion of asset retirement obligations. Our accretion of asset retirement obligations expenses increased by approximately \$18,000 to approximately \$155,000, or an increase of about 13%, for the year ended December 31, 2010 as compared to the year ended December 31, 2009. The increase in our accretion of asset retirement obligations was due primarily to the addition of new wells through our drilling of operated wells and our participation in the drilling of non-operated wells.

Full-cost ceiling impairment. No impairment to the net carrying value of our oil and natural gas properties on the balance sheet resulting from the full-cost ceiling limitation was recorded at December 31, 2010. At December 31, 2009, the net capitalized costs of our oil and natural gas properties less related deferred income taxes exceeded the cost center ceiling by \$16.3 million. As a result, we recorded an impairment charge of \$25.2 million to the net capitalized costs of our oil and natural gas properties and a deferred income tax credit of \$8.9 million. A corresponding charge of \$25.2 million was also recorded to the consolidated statement of operations for the year ended December 31, 2009.

[Table of Contents](#)

[Index to Financial Statements](#)

General and administrative. Our general and administrative expenses increased by \$2.6 million to \$9.7 million, or an increase of about 36%, for the year ended December 31, 2010 as compared to the year ended December 31, 2009. Approximately \$1.0 million of this increase was due to legal and other due diligence fees resulting from an unsuccessful effort to acquire oil and natural gas producing properties and associated acreage. The remainder of the increase was due primarily to increased compensation expenses resulting from both increased salaries and retention and performance bonuses paid to certain employees during the year ended December 31, 2010. As a result of our increased oil and natural gas production, however, our general and administrative expenses decreased by 20% on a unit-of-production basis to \$1.13 per Mcfe for the year ended December 31, 2010 as compared to \$1.42 per Mcfe for the year ended December 31, 2009.

Net gain (loss) on asset sales and inventory impairment. During the year ended December 31, 2010, we wrote off the Boise South Pipeline asset in Orange County, Texas and recognized a net loss of \$173,690. We also recognized an impairment of \$50,000 to some of our equipment held in inventory following a determination that the market value of the equipment, consisting primarily of drilling rig parts, was less than the cost. During the year ended December 31, 2009, we recognized impairments to these drilling rig parts and tubular goods held in inventory and sold rod parts held in inventory, recognizing a net loss of \$0.4 million.

Interest expense. In December 2010, we borrowed \$25.0 million under our revolving credit agreement to finance a portion of our working capital requirements and capital expenditures. At December 31, 2010, the interest rate on the outstanding borrowings was approximately 1.6%. We had no borrowings under the credit agreement in 2009, and as a result, we incurred no interest expense for the year ended December 31, 2009.

Interest and other income. Our interest and other income decreased by approximately \$0.4 million to approximately \$0.4 million, or a decrease of about 53%, for the year ended December 31, 2010 as compared to the year ended December 31, 2009. The decrease in our interest and other income was due primarily to a decrease in the average balances of our cash and cash equivalents and certificates of deposit on which we receive interest income during the year ended December 31, 2010 as compared to the year ended December 31, 2009. Our cash and cash equivalents and certificates of deposit decreased to \$23.4 million at December 31, 2010 from \$119.9 million at December 31, 2009, as we used cash during this period primarily to acquire additional leasehold acreage in the Eagle Ford shale play in south Texas and in the core area of the Haynesville shale play in northwest Louisiana and to fund our operated and non-operated drilling and completion activities in both areas.

Total income tax provision (benefit). We recorded a total income tax provision of approximately \$3.5 million for the year ended December 31, 2010 as compared to a total income tax benefit of approximately \$9.9 million recorded for the year ended December 31, 2009. For the year ended December 31, 2010, we recorded a current income tax benefit of approximately \$1.4 million, which was attributable to a refund of U.S. federal income taxes received by us, and we also recorded a deferred income tax provision of \$4.9 million consistent with the increase in our income before income taxes for that year. For the year ended December 31, 2009, we recorded a current income tax benefit of approximately \$2.3 million, primarily attributable to a net refund of U.S. federal income taxes and a refund of income taxes from the state of Louisiana. We also recorded a deferred income tax benefit of approximately \$7.6 million, primarily attributable to the full-cost ceiling impairment recorded in 2009. Our effective tax rate for the year ended December 31, 2010 was 35.57%, and we had a net loss for the year ended December 31, 2009.

Year Ended December 31, 2009 Compared to Year Ended December 31, 2008

Production taxes and marketing. Our production taxes and marketing expenses decreased approximately \$0.6 million to \$1.1 million, or a decrease of about 34%, during the year ended December 31, 2009 as compared to the year ended December 31, 2008. The decrease in our production taxes and marketing expenses was due primarily to a decrease of about 38% in our oil and natural gas revenues to \$19.0 million for the year ended December 31, 2009 from \$30.6 million for the year ended December 31, 2008. Because our production increased 51% from 3.3 Bcfe to 5.0 Bcfe during these respective periods, our production taxes and marketing expenses on a unit-of-production basis decreased to \$0.22 per Mcfe during the year ended December 31, 2009 from \$0.50 per Mcfe for the year ended December 31, 2008.

Lease operating expenses. Our lease operating expenses increased approximately \$58,000 to \$4.7 million, or an increase of about 1%, during the year ended December 31, 2009 as compared to the year ended December 31, 2008. During these respective periods, however, our production increased 51%, from 3.3 Bcfe to 5.0 Bcfe. We began producing natural gas from the Haynesville shale in June 2009 and additional Haynesville wells began producing with corresponding sales during the latter part of 2009. Despite this production growth in 2009, our lease operating expenses increased only slightly due to the fact that the unit lease operating costs associated with the Haynesville production were much less than those associated with the Cotton Valley production, which made up the majority of our production during 2008. This is primarily due to the greater salt water disposal costs associated with the Cotton Valley production. As a result, our unit lease operating costs decreased to \$0.94 per Mcfe during the year ended December 31, 2009 from \$1.41 per Mcfe during the year ended December 31, 2008, or a decrease of about 33%.

Depletion, depreciation and amortization. Our depletion, depreciation and amortization expenses decreased \$1.4 million to \$10.7 million, or a decrease of about 11%, during the year ended December 31, 2009 as compared to the year ended December 31, 2008. Our depletion, depreciation and amortization expenses decreased despite the fact that our production grew 51% from 3.3 Bcfe to 5.0 Bcfe during these respective periods. This decrease was due to the fact that the finding and development costs associated with our Haynesville shale production have been less than the finding and development costs associated with our production from the Cotton Valley and other formations. As a result, our depletion, depreciation and amortization expenses on a unit-of-production basis decreased to \$2.15 per Mcfe for the year ended December 31, 2009 from \$3.67 per Mcfe for the year ended December 31, 2008.

Accretion of asset retirement obligations. Our accretion of asset retirement obligations expenses increased approximately \$46,000 to \$137,000, or an increase of about 51%, during the year ended December 31, 2009 as compared to the year ended December 31, 2008. The increase in our accretion of asset retirement obligations was due primarily to the addition of new wells through our drilling of operated wells and our participation in the drilling of non-operated wells.

Full-cost ceiling impairment. At December 31, 2009, the net capitalized costs of our oil and natural gas properties less related deferred income taxes exceeded the cost center ceiling by \$16.3 million. As a result, we recorded an impairment charge of \$25.2 million to the net capitalized costs of our oil and natural gas properties and a deferred income tax credit of \$8.9 million. A corresponding charge of \$25.2 million was also recorded to the consolidated statement of operations for the year ended December 31, 2009. At December 31, 2008, the net capitalized costs of our oil and natural gas properties less related deferred income taxes exceeded the cost center ceiling by \$14.3 million. As a result, we recorded an impairment charge of \$22.2 million to the net capitalized costs of our oil and natural gas properties and a deferred income tax credit of \$7.9 million. A corresponding charge of \$22.2 million was also recorded in the consolidated statement of operations for the year ended December 31, 2008.

[Table of Contents](#)

[Index to Financial Statements](#)

General and administrative. Our general and administrative expenses decreased by \$1.1 million to \$7.1 million, or a decrease of about 14%, for the year ended December 31, 2009 as compared to the year ended December 31, 2008. The decrease in our general and administrative expenses was due primarily to a decrease in compensation expenses between the respective periods. In July 2008, we paid a special cash performance bonus of approximately \$1.7 million to eligible employees in recognition of the significant increase in the value of our assets resulting from the sale of a portion of our Haynesville shale exploration and development rights in northwest Louisiana. We did not make any such extraordinary cash bonus payments to our employees during the year ended December 31, 2009; however, the decrease in bonus compensation in 2009 as compared to 2008 was offset to some degree by additional compensation expense associated with the hiring of new staff and the general increase in the costs to conduct our business during the year ended December 31, 2009. As a result of our increased oil and natural gas production, however, our general and administrative expenses decreased by 43% on a unit-of-production basis to \$1.42 per Mcfe for the year ended December 31, 2009 as compared to \$2.50 per Mcfe for the year ended December 31, 2008.

Net gain (loss) on asset sales and inventory impairment. Our net gain (loss) on asset sales and inventory impairment decreased by \$137.4 million to a net loss of approximately \$0.4 million for the year ended December 31, 2009 as compared to a net gain of \$137.0 million for the year ended December 31, 2008. During the year ended December 31, 2009, we recognized impairments to drilling rig parts and tubular goods held in inventory and sold rod parts held in inventory, recognizing a net loss of \$0.4 million. During the year ended December 31, 2008, we sold a portion of our Haynesville shale exploration and development rights in northwest Louisiana to a subsidiary of Chesapeake Energy Corporation and recognized a gain of \$137.0 million on the sale. We also recognized a loss of about \$44,000 on the sale of tubular goods held in inventory during 2008.

Interest expense. We had no borrowings under our credit agreement in 2009 or 2008. As a result, we had no interest expense for the years ended December 31, 2009 and 2008.

Interest and other income. Our interest and other income expenses decreased by \$2.2 million to \$0.8 million, or a decrease of about 74%, for the year ended December 31, 2009 as compared to the year ended December 31, 2008. The decrease in our interest and other income expenses was due primarily to a decrease in the average balances of our cash and cash equivalents and certificates of deposit on which we receive interest income during the respective periods. Our cash and cash equivalents and certificates of deposit decreased to \$119.9 million at December 31, 2009 from \$171.6 million at December 31, 2008, as we used cash during this period primarily to acquire additional leasehold acreage in the core area of the Haynesville shale play in northwest Louisiana and to fund our operated and non-operated drilling and completion activities.

Total income tax provision (benefit). We recorded a total income tax benefit of approximately \$9.9 million for the year ended December 31, 2009 as compared to a total income tax provision of approximately \$20.0 million for the year ended December 31, 2008. For the year ended December 31, 2009, we recorded a current income tax benefit of approximately \$2.3 million, primarily attributable to a net refund of U.S. federal income taxes and a refund of income taxes from the state of Louisiana. We also recorded a deferred income tax benefit of approximately \$7.6 million, primarily attributable to the full-cost ceiling impairment recorded in 2009. For the year ended December 31, 2008, we recorded a current income tax provision of approximately \$10.4 million which reflects the payment of \$9.4 million in U.S. federal alternative minimum tax and approximately \$1.0 million in income tax to the state of Louisiana. The alternative minimum tax payment resulted from exhausting our alternative minimum tax net operating loss due to the gain realized from the sale of certain of our Haynesville shale assets. See "Business — Other Significant Prior Events." We also recorded a deferred income tax provision of approximately \$9.6 million, reflecting both the large

increase in our income before income taxes for the year, partially offset by the deferred income tax benefit attributable to the full-cost ceiling impairment recorded in 2008, and by the reversal of a previously established valuation allowance of approximately \$24.7 million. We had a net loss for the year ended December 31, 2009, and our effective tax rate for the year ended December 31, 2008 was 16.16%.

Liquidity and Capital Resources

Our primary sources of liquidity to date have been capital contributions from private investors, our cash flows from operations, borrowings under our credit agreement and the proceeds from a significant sale of a portion of our assets in 2008. See “Business — Other Significant Prior Events.” Our primary use of capital has been for the acquisition, exploration and development of oil and natural gas properties. We continually evaluate potential capital sources, including equity and debt financings, in order to meet our planned capital expenditures and liquidity requirements. Our future success in growing proved reserves and production will be highly dependent on our ability to access outside sources of capital. At September 30, 2011, we had cash and certificates of deposits totaling approximately \$9.9 million.

In December 2011, we amended and restated our senior secured revolving credit agreement for which Comerica Bank serves as administrative agent. This amendment increased the maximum facility amount from \$150 million to \$400 million. Borrowings are limited to the lesser of \$400 million or the borrowing base. At December 30, 2011, the borrowing base was \$125 million, and we had \$113.0 million of outstanding indebtedness. There were \$1.3 million in outstanding letters of credit at September 30, 2011. Following this offering and after application of the net proceeds, our borrowing base will be \$100 million until a subsequent redetermination, which we expect will be done in connection with our December 31, 2011 reserve report. The new amended credit agreement matures in December 2016. At January 16, 2012, all borrowings under our credit agreement bore interest at a variable rate of 3.25% plus a Eurodollar-based rate per annum, which equated to approximately 3.5% per annum.

We previously entered into the credit agreement in March 2008 and amended and restated it for the first time in May 2011. At September 30, 2011, the agreement provided for a borrowing base of \$80.0 million and our outstanding revolving borrowings under the credit agreement bore interest at the rate of 2.2%. In addition to our revolving borrowings under the credit agreement, in May 2011, we borrowed \$25 million in a term loan pursuant to the credit agreement. The term loan was due and payable on December 31, 2011, and there was no penalty for prepayment. The term loan bore interest at an annual rate of 5% plus a Eurodollar-based rate, which equated to approximately 5.3% at September 30, 2011. This term loan was refinanced by revolving borrowings under the amended and restated credit agreement in December 2011. For more information regarding our amended and restated credit agreement, see “— Credit Agreement.”

We actively review acquisition opportunities on an ongoing basis. While we believe the net proceeds we receive from this offering, together with our cash flows and future potential borrowings under our credit agreement, will be adequate to fund our capital expenditure requirements and any acquisitions of interests and acreage for 2012, funding for future acquisitions of interests and acreage or our future capital expenditure requirements for 2013 and subsequent years may require additional sources of financing, which may not be available. We anticipate that we may need to access future borrowings under our credit agreement within 60 to 90 days following completion of this offering to fund a portion of our 2012 capital expenditure requirements in excess of amounts available from our cash flows and the net proceeds of this offering. See “Use of Proceeds.”

[Table of Contents](#)[Index to Financial Statements](#)

Our cash flows for the years ended December 31, 2010, 2009 and 2008 and the nine months ended September 30, 2011 and 2010, are presented below:

	Year Ended December 31,			Nine Months Ended September 30,	
	2010	2009	2008	2011 (Unaudited)	2010 (Unaudited)
(In thousands)					
Net cash provided by operating activities	\$ 27,273	\$ 1,791	\$ 25,851	\$ 34,443	\$ 21,390
Net cash provided by (used in) investing activities	(147,334)	(49,415)	115,481	(107,772)	(78,718)
Net cash provided by (used in) financing activities	36,891	1,086	419	60,037	(8,284)
Net change in cash and cash equivalents	\$ (83,170)	\$(46,538)	\$141,751	\$ (13,292)	\$ (65,612)

Cash Flows Provided by Operating Activities

Net cash provided by operating activities increased by \$13.0 million to \$34.4 million for the nine months ended September 30, 2011 as compared to net cash provided by operating activities of \$21.4 million for the nine months ended September 30, 2010. Net cash provided by oil and natural gas operations increased significantly to \$37.1 million for the nine months ended September 30, 2011 from \$18.5 million for the nine months ended September 30, 2010. This increase reflects primarily the 93% increase in our oil and natural gas production to 11.6 Bcfe from 6.0 Bcfe between the respective periods. This increase in cash flows provided by oil and natural gas operations was offset partially by changes in our operating assets and liabilities totaling approximately \$5.6 million between September 30, 2010 and September 30, 2011. Our accounts payable and accrued liabilities increased to approximately \$21.4 million at September 30, 2011 from approximately \$15.2 million at September 30, 2010 due to our increased operating activity in south Texas. Our accounts receivable increased to \$14.1 million at September 30, 2011 as compared to \$7.5 million at September 30, 2010 due primarily to the increase in our oil and natural gas production and associated revenues.

Net cash provided by operating activities increased by \$25.5 million to \$27.3 million for the year ended December 31, 2010 as compared to net cash provided by operating activities of \$1.8 million for the year ended December 31, 2009. The increase in cash flows provided by operations reflects an increase in our production to 8.6 Bcfe from 5.0 Bcfe and an increase in the average prices we received for oil and natural gas production for the year ended December 31, 2010 as compared to the year ended December 31, 2009. Our accounts payable and accrued liabilities were approximately \$26.8 million at December 31, 2010 as a result of operated horizontal wells that we were drilling and/or completing in the Haynesville and Eagle Ford shale plays and in the Cotton Valley formation during the fourth quarter of 2010. Our accounts payable and accrued liabilities were \$7.3 million at December 31, 2009 as we were drilling and completing only one operated horizontal Haynesville shale well at that time.

Net cash provided by operating activities decreased by \$24.1 million to \$1.8 million for the year ended December 31, 2009 from \$25.9 million for the year ended December 31, 2008. Although our production increased to 5.0 Bcfe for the year ended December 31, 2009 from 3.3 Bcfe for the year ended December 31, 2008, the average prices we received for oil and natural gas declined sharply between the respective periods. Our accounts payable and accrued liabilities were approximately \$7.3 million at December 31, 2009 as we were drilling and/or completing only one operated horizontal Haynesville shale well at that time. Our accounts payable and accrued liabilities were approximately \$25.2 million at December 31, 2008 as we were drilling and/or completing both operated vertical Cotton Valley wells and our first operated horizontal wells in the Haynesville shale play at that time.

Our operating cash flows are sensitive to a number of variables, including changes in our production and volatility of oil and natural gas prices between reporting periods. Regional and worldwide economic

[Table of Contents](#)

[Index to Financial Statements](#)

activity, weather, infrastructure capacity to reach markets and other variable factors significantly impact the prices of oil and natural gas. These factors are beyond our control and are difficult to predict. For additional information on the impact of changing prices on our financial position, see “— Quantitative and Qualitative Disclosures About Market Risk” below. See also “Risk Factors — Our success is dependent on the prices of oil and natural gas. The substantial volatility in these prices may adversely affect our financial condition and our ability to meet our capital expenditure requirements and financial obligations.”

Cash Flows Provided by (Used in) Investing Activities

Net cash used in investing activities increased by \$29.1 million to \$107.8 million for the nine months ended September 30, 2011 from \$78.7 million for the nine months ended September 30, 2010. This increase in net cash used in investing activities reflected primarily an increase of \$18.7 million in our oil and natural gas properties capital expenditures for the nine months ended September 30, 2011 as compared to the nine months ended September 30, 2010. The increased oil and natural gas properties capital expenditures for the nine months ended September 30, 2011 were primarily due to increased expenditures associated with our operated and non-operated drilling and completion activities in the Eagle Ford and Haynesville plays and our acreage acquisition in Karnes, DeWitt, Wilson and Gonzales Counties, Texas, as compared to the nine months ended September 30, 2010.

Net cash used in investing activities increased by \$97.9 million to \$147.3 million for the year ended December 31, 2010 from \$49.4 million for the year ended December 31, 2009. This increase in net cash used in investing activities reflects primarily an increase of \$104.8 million in our oil and natural gas properties capital expenditures for the year ended December 31, 2010 as compared to the year ended December 31, 2009. The increased oil and natural gas properties capital expenditures for the year ended December 31, 2010 are due to the acquisition of leasehold acreage in the Eagle Ford shale play and the acquisition of additional leasehold acreage in the Haynesville shale play, as well as expenditures associated with our operated and non-operated drilling and completion activities in both plays, as compared to the year ended December 31, 2009.

Net cash used in investing activities was \$49.4 million for the year ended December 31, 2009 as compared to net cash provided by investing activities of \$115.5 million for the year ended December 31, 2008. This decrease of \$164.9 million in net cash provided by investing activities between the respective periods reflects primarily the proceeds received from the sale of a portion of our Haynesville rights in northwest Louisiana to a subsidiary of Chesapeake Energy Corporation in 2008. In addition, our oil and natural gas properties capital expenditures decreased by \$49.9 million between the two periods owing to a decrease in our operated drilling activity and related capital expenditures in 2009.

Expenditures for the acquisition, exploration and development of oil and natural gas properties are the primary use of our capital resources. We anticipate investing \$313.0 million in capital for acquisition, exploration and development activities in 2012 as follows:

	Amount (in millions)
Exploration and development drilling and associated infrastructure	\$ 284.5
Leasehold acquisition	24.0
Other capital expenditures, 2-D and 3-D seismic data and recompletions of existing wells	4.5
Total	<u>\$ 313.0</u>

For further information regarding our anticipated capital expenditure budget in 2012, see “Business—Overview.”

Our 2012 capital expenditures may be adjusted as business conditions warrant. The amount, timing and allocation of capital expenditures is largely discretionary and within our control. If oil or natural gas prices decline or costs increase significantly, we could defer a significant portion of our anticipated capital expenditures until later periods to conserve cash or to focus on those projects that we believe have the highest expected returns and potential to generate near-term cash flows. We routinely monitor and adjust our capital expenditures in response to changes in prices, availability of financing, drilling, completion and acquisition costs, industry conditions, the timing of regulatory approvals, the availability of rigs, success or lack of success in our exploration and development activities, contractual obligations and other factors both within and outside our control.

Cash Flows Provided by (Used in) Financing Activities

Net cash provided by financing activities was \$60.0 million for the nine months ended September 30, 2011 as compared to net cash used in financing activities of \$8.3 million for the nine months ended September 30, 2010. The net cash provided by financing activities for the nine months ended September 30, 2011 was due almost entirely to additional borrowings of \$60.0 million under our credit agreement to fund our working capital requirements as well as our acquisition of acreage prospective for the Eagle Ford shale play in Karnes, DeWitt, Wilson and Gonzales Counties, Texas. In addition, in January 2011, we sold 53,772 shares of our Class A common stock in a private placement and received net proceeds of approximately \$0.6 million. The net cash used in financing activities of \$8.3 million for the nine months ended September 30, 2010 reflected primarily our repurchase of 1,000,000 shares of Class A common stock in April 2010 at \$9.00 per share for a total of \$9.0 million.

Net cash provided by financing activities was \$36.9 million for the year ended December 31, 2010 as compared to net cash provided by financing activities of \$1.1 million for the year ended December 31, 2009. For the year ended December 31, 2010, the most significant financing activities occurred in the fourth quarter of 2010. During that time, we sold approximately 1.9 million shares of our Class A common stock in a private placement and received net proceeds of approximately \$21.0 million, and we borrowed \$25.0 million under our credit agreement. In addition, in April 2010, we repurchased 1,000,000 shares of Class A common stock from five shareholders, all advised by Wellington Management Company, for a total of \$9.0 million. We also received proceeds of approximately \$2.0 million from the periodic exercise of stock options for the year ended December 31, 2010. For the year ended December 31, 2009, the most significant financing activities occurred in April 2009 when we repurchased approximately 5.4 million shares of Class A common stock from Gandhara Capital, one of our largest shareholders at the time, for a total of \$27.1 million and in May through September 2009 when we sold approximately 5.0 million shares of Class A common stock in a private placement and received net proceeds of approximately \$28.0 million. We also received proceeds of approximately \$1.3 million from the periodic exercise of stock options for the year ended December 31, 2009.

Net cash provided by financing activities was \$1.1 million for the year ended December 31, 2009 as compared to \$0.4 million for the year ended December 31, 2008. For the year ended December 31, 2009, the most significant financing activities occurred in April 2009 when we repurchased approximately 5.4 million shares of Class A common stock from Gandhara Capital, one of our largest shareholders at the time, at \$5.00 per share for a total of \$27.1 million and in May through September 2009 when we sold approximately 5.0 million shares of Class A common stock in a private placement and received net proceeds of approximately \$28.0 million. We also received proceeds of approximately \$1.3 million from the periodic exercise of stock options for the year ended December 31, 2009. For the year ended December 31, 2008, the most significant financing activities were the periodic exercise of stock options for which we received aggregate net proceeds of approximately \$1.0 million.

Credit Agreement

In December 2011, we amended and restated our senior secured revolving credit agreement for which Comerica Bank serves as administrative agent. Among other things, this amendment increased the size of the facility and extended the term until December 2016. MRC Energy Company is the borrower under the new amended and restated credit agreement. Borrowings under the credit agreement are secured by mortgages on substantially all of our oil and natural gas properties and by the equity interests of all of MRC Energy Company's wholly owned subsidiaries, which are also guarantors. In addition, all obligations under the credit agreement are guaranteed by Matador Resources Company, the parent corporation. Various commodity hedging agreements and interest rate agreements with one of the lenders under the credit agreement (or an affiliate thereof) are also secured by the collateral and guaranteed by the subsidiaries of MRC Energy Company.

The amount of the borrowings under our amended and restated credit agreement is limited to the lesser of \$400.0 million or the borrowing base, which is determined semi-annually as of May 1 and November 1 by the lenders based primarily on the estimated value of our existing and future acquired oil and gas reserves, but also on external factors, such as the lenders' lending policies and the lenders' estimates of future oil and natural gas prices, over which we have no control. At December 30, 2011, the borrowing base was \$125.0 million. After repayment of the then outstanding borrowings under our credit agreement with the net proceeds of this offering, the borrowing base will be reduced to \$100.0 million until any subsequent redetermination of the borrowing base under the agreement, which we expect will be done in connection with our December 31, 2011 reserve report. Both Comerica Bank and we may each request an unscheduled redetermination of the borrowing base twice during the first year of the credit agreement and once between scheduled determination dates thereafter. In the event of a borrowing base increase, we are required to pay a fee to the lenders, which will be determined by Comerica Bank based on market conditions at the time of the borrowing base increase. Except as set forth in the following sentence, if the borrowing base were to be less than the outstanding borrowings under the credit agreement at any time, we would be required to provide additional collateral satisfactory in nature and value to the lenders to increase the borrowing base to an amount sufficient to cover such excess or to repay the deficit in equal installments over a period of six months. If, however, our outstanding borrowings under the credit agreement exceed \$100.0 million on the earlier of December 31, 2012, the second business day following receipt by us of the net cash proceeds from this offering, or the date on which we inform the lenders that the borrowing base is equal to \$100.0 million, then we will be required to immediately repay such excess amount.

If we borrow funds as a base rate loan, such borrowings will bear interest at a rate equal to the higher of (i) the weighted average of rates used in overnight federal funds transactions with members of the Federal Reserve System plus 1.0%, (ii) the prime rate for Comerica Bank then in effect or (iii) a daily adjusted LIBOR rate plus 1.0% plus, in each case, an amount from 0.375% to 1.75% of such outstanding loan depending on the level of borrowings under the agreement. If we borrow funds as a Eurodollar loan, such borrowings will bear interest at a rate equal to (i) the quotient obtained by dividing (A) the interest rate appearing on Page BBAM of the Bloomberg Financial Markets Information Service by (B) a percentage equal to 100% minus the maximum rate during such interest calculation period at which Comerica Bank is required to maintain reserves on Eurocurrency Liabilities (as defined in Regulation D of the Board of Governors of the Federal Reserve System), plus (ii) an amount from 1.375% to 2.75% of such outstanding loan depending on the level of borrowings under the agreement. The interest period for Eurodollar borrowings may be one, two, three or six months as designated by us. A facility fee of 0.375% to 0.50%, depending on the amounts borrowed, is also paid quarterly in arrears. We include this facility fee in our interest rate calculations and related disclosures.

[Table of Contents](#)

[Index to Financial Statements](#)

Key financial covenants under the credit agreement require us to maintain (1) a minimum current ratio, which is defined as consolidated total current assets (including the unused availability under the credit agreement) divided by consolidated total current liabilities, of 1.0 or greater, and (2) a debt to EBITDA ratio, which is defined as total debt outstanding divided by a rolling four quarter EBITDA calculation, of 4.0 to 1.0 or less.

Subject to certain exceptions, our credit agreement contains various covenants that limit our, along with our subsidiaries', ability to take certain actions, including, but not limited to, the following:

- incur indebtedness or grant liens on any of our assets;
- enter into commodity hedging agreements;
- declare or pay dividends, distributions or redemptions;
- merge or consolidate;
- make any loans or investments;
- engage in transactions with affiliates; and
- engage in certain asset dispositions, including a sale of all or substantially all of our assets.

If an event of default exists under the credit agreement, the lenders will be able to accelerate the maturity of the credit agreement and exercise other rights and remedies. Events of default include, but are not limited to, the following events:

- failure to pay any principal or interest on the notes or any reimbursement obligation under any letter of credit when due or any fees or other amount within certain grace periods;
- failure to perform or otherwise comply with the covenants and obligations in the credit agreement or other loan documents, subject, in certain instances, to certain grace periods;
- bankruptcy or insolvency events involving us or our subsidiaries; and
- a change of control, as defined in the credit agreement.

We had no borrowings under the credit agreement at December 31, 2009 and 2008. In December 2010, the credit agreement was amended to increase the borrowing base to \$55.0 million. At December 31, 2010, we had \$25.0 million of outstanding borrowings and \$50,000 in letters of credit issued pursuant to the credit agreement. At December 31, 2010, all borrowings under the credit agreement were Eurodollar loans, and the interest rate on the outstanding borrowings was approximately 1.6%. We had an additional \$325,000 in letters of credit secured by certificates of deposit at Comerica Bank at December 31, 2010.

We believe that we were in compliance with the terms of our credit agreement and with all our bank covenants at December 31, 2010, 2009 and 2008. We obtained a written extension from Comerica Bank until July 15, 2011 to comply with a covenant under the credit agreement requiring submission of audited financial statements within 120 days of the prior year end and the submission of quarterly financial statements within 45 days of the prior quarter end. We submitted both sets of financial statements to Comerica Bank prior to this deadline.

At September 30, 2011, the borrowing base available for revolving borrowings was \$80.0 million, and we had \$60.0 million in revolving borrowings outstanding under the credit agreement, approximately \$1.3 million in outstanding letters of credit issued pursuant to the credit agreement and approximately \$18.7 million available for additional borrowings. At September 30, 2011, our outstanding revolving borrowings

[Table of Contents](#)

[Index to Financial Statements](#)

bore interest at the rate of approximately 2.2%. Prior to the December 2011 amendment, the outstanding revolving borrowings under our credit agreement were scheduled to mature in March 2013.

In addition to our revolving borrowings under our credit agreement, in May 2011, we borrowed \$25.0 million in a term loan pursuant to the credit agreement to help finance the acquisition of the Eagle Ford shale acreage from Orca ICI Development, JV in Karnes, DeWitt, Wilson and Gonzales Counties, Texas. The term loan was due and payable on December 31, 2011, and there was no penalty for prepayment. The term loan bore interest at an annual rate of 5% plus a Eurodollar-based rate, which equated to approximately 5.3% at September 30, 2011, and while any principal and interest under the term loan was outstanding, the revolving borrowings under the credit agreement bore interest at the maximum annual rate of 1.875% plus a Eurodollar-based rate which equated to approximately 2.2% at September 30, 2011. The term loan was refinanced by borrowings under the amended and restated credit agreement in December 2011. At December 30, 2011, the borrowing base available for revolving borrowings was \$125.0 million, and we had \$113.0 million in revolving borrowings outstanding under the credit agreement, excluding outstanding letters of credit. We intend to repay all then outstanding borrowings under our credit agreement with the net proceeds we receive from this offering. We anticipate that we may need to access future borrowings under our credit agreement within 60 to 90 days following completion of this offering to fund a portion of our 2012 capital expenditure requirements in excess of amounts available from our cash flows and the net proceeds of this offering.

Obligations and Commitments

We had the following material contractual obligations and commitments at September 30, 2011 except as indicated:

(in thousands)	Payments Due by Period				
	Total	Less Than 1 Year	1 -3 Years	3 -5 Years	More Than 5 Years
Contractual Obligations:					
Revolving credit borrowings and term loan, including letters of credit ⁽¹⁾	\$ 86,263	\$ 26,263	\$60,000	\$ –	\$ –
Office lease	6,243	144	1,150	1,186	3,763
Non-operated drilling commitments ⁽²⁾	1,700	1,700	–	–	–
Drilling rig contracts ⁽³⁾	5,100	5,100	–	–	–
Geological and geophysical contracts ⁽⁴⁾	310	310	–	–	–
Employee bonuses	1,240	–	1,240	–	–
Asset retirement obligations	4,305	332	461	957	2,555
Total contractual cash obligations	\$105,161	\$ 33,849	\$62,851	\$ 2,143	\$ 6,318

(1) At September 30, 2011, we had \$60.0 million in revolving borrowings outstanding under our credit agreement, approximately \$1.3 million in outstanding letters of credit issued pursuant to the credit agreement and \$25.0 million outstanding under the term loan. The term loan was scheduled to mature on December 31, 2011, and our borrowings under our credit agreement were scheduled to mature in March 2013. All such amounts are now included as revolving borrowings under our credit agreement. These amounts do not include estimated interest on the obligations, because our revolving borrowings had short-term interest periods, and we are unable to determine what our borrowing costs may be in future periods. We incurred \$28.0 million in additional borrowings in November and December 2011 under our credit agreement to fund certain capital expenditures.

(2) At September 30, 2011, we had outstanding commitments to participate in the drilling and completion of various non-operated wells in the Haynesville shale play. Our working interest in these wells varies from 0.03% to 0.4%, and most of these wells were in progress at September 30, 2011. If all these wells are drilled and completed, we estimate that we will have a minimum outstanding aggregate capital commitment for our participation in these wells of approximately \$1.7 million at September 30, 2011, which we expect to incur within the next 12 months.

[Table of Contents](#)

[Index to Financial Statements](#)

- (3) At September 30, 2011, we had entered into two drilling rig contracts to explore and develop our Eagle Ford acreage in south Texas. The first rig began drilling operations on our acreage in September 2011 and the second rig began drilling operations on our acreage in November 2011. Both contracts are for a term of six months. Should we elect to terminate both contracts and if the drilling contractor were unable to secure work for both rigs or if the drilling contractor were unable to secure work for both rigs at the same daily rates being charged to us prior to the end of their respective contract terms, we would incur termination obligations for either or both rigs. Our maximum outstanding aggregate capital commitment on these contracts was approximately \$5.1 million as of September 30, 2011.
- (4) Includes fees pending for two 3-D seismic acquisition projects across our Eagle Ford acreage in south Texas and for core analysis to be provided by a division of Core Laboratories, LP.

Critical accounting policies and estimates

We have outlined below certain accounting policies that are of particular importance to the presentation of our financial condition and results of operations and require the application of significant judgment or estimates by our management.

Basis of Presentation

The consolidated financial statements include the accounts of Matador Resources Company and its four wholly owned subsidiaries, Matador Production Company, Longwood Gathering and Disposal Systems GP, Inc., MRC Permian Company and MRC Rockies Company, as well as the accounts of Longwood Gathering and Disposal Systems, LP (our consolidated financial statements for the years ended December 31, 2010, 2009 and 2008 reflect our organizational structure prior to the consummation of the holding company merger; see “Corporate Reorganization”). Our consolidated financial statements have been prepared in accordance with GAAP. Our operations are conducted in one segment, generally referred to as the exploration and production industry. All significant intercompany balances and transactions have been eliminated in consolidation.

Pursuant to the terms of the corporate reorganization that was completed on August 9, 2011, Matador Resources Company changed its corporate name to MRC Energy Company and Matador Holdco, Inc. changed its corporate name to Matador Resources Company. As a part of this reorganization, MRC Energy Company became a wholly owned subsidiary of Matador Resources Company. Our unaudited condensed consolidated financial statements at September 30, 2011 include the accounts of Matador Resources Company and its wholly owned subsidiary, MRC Energy Company, as well as the accounts of MRC Energy Company’s four wholly owned subsidiaries, Matador Production Company, Longwood Gathering and Disposal Systems GP, Inc., MRC Permian Company and MRC Rockies Company, and the accounts of Longwood Gathering and Disposal Systems, LP.

Use of Estimates

The discussion and analysis of our financial condition and results of operations are based upon our consolidated financial statements. The preparation of our financial statements requires us to make estimates and assumptions that affect the amounts reported in the financial statements and accompanying notes. These estimates and assumptions may also affect disclosure of contingent assets and liabilities at the date of the financial statements and the reported amounts of revenues and expenses during the reporting period. We evaluate our estimates and assumptions on a regular basis. We base our estimates on historical experience and various assumptions that are believed to be reasonable under the circumstances, the results of which form the basis for making judgments about the carrying values of assets and liabilities that are not readily apparent from other sources. While we believe our estimates are reasonable, changes in facts and assumptions or the discovery of new information may result in revised estimates. Actual results could differ from these estimates and assumptions used in preparation of our consolidated financial statements.

[Table of Contents](#)

[Index to Financial Statements](#)

Our consolidated financial statements are based on a number of significant estimates. These include estimates of oil and natural gas revenues, accrued assets and liabilities, stock-based compensation, valuation of derivative financial instruments and oil and natural gas reserves. The estimates of oil and natural gas reserves quantities and future net cash flows are the basis for the calculations of depletion and impairment of oil and natural gas properties, as well as estimates of asset retirement obligations and certain tax accruals. Our oil and natural gas reserves estimates, which are inherently imprecise and based upon many factors beyond our control, are prepared by our engineering staff in accordance with guidelines established by the SEC and then audited for their reasonableness by independent petroleum engineers, except for certain interim periods as noted.

Accounts Receivable

We sell our oil and natural gas production to various purchasers. Due to the nature of the markets for oil and natural gas, we do not believe that the loss of any one purchaser would significantly impact operations. In addition, we may participate with industry partners in the drilling, completion and operation of oil and natural gas wells. Substantially all of our accounts receivable are due from either purchasers of oil and natural gas or participants in oil and natural gas wells for which we serve as the operator. Accounts receivable are due within 30 to 45 days of the production or billing date and are stated at amounts due from purchasers and industry partners.

We review our need for an allowance for doubtful accounts on a periodic basis, and determine the allowance, if any, by considering the length of time past due, previous loss history, future net revenues of the debtor's ownership interest in oil and natural gas properties we operate and the debtor's ability to pay its obligations, among other things. We have no allowance for doubtful accounts related to our accounts receivable for any reporting period presented.

Property and Equipment

We use the full-cost method of accounting for our investments in oil and natural gas properties. Under this method of accounting, all costs associated with the acquisition, exploration and development of oil and natural gas properties and reserves, including unproved and unevaluated property costs, are capitalized as incurred and accumulated in a single cost center representing our activities, which are undertaken exclusively in the United States. Such costs include lease acquisition costs, geological and geophysical expenditures, lease rentals on undeveloped properties, costs of drilling both productive and non-productive wells, capitalized interest on qualifying projects and general and administrative expenses directly related to exploration and development activities, but do not include any costs related to production, selling or general corporate administrative activities.

The net capitalized costs of oil and natural gas properties are limited to the lower of unamortized costs less related deferred income taxes or the cost center ceiling, with any excess above the cost center ceiling charged to operations as a full-cost ceiling impairment. The cost center ceiling is defined as the sum of (a) the present value discounted at 10 percent of future net revenues of proved oil and natural gas reserves, plus (b) unproved and unevaluated property costs not being amortized, plus (c) the lower of cost or estimated fair value of unproved and unevaluated properties included in the costs being amortized, if any, less (d) income tax effects related to differences between the book and tax basis of the properties involved. Future net revenues from proved non-producing and proved undeveloped reserves are reduced by the estimated costs of developing these reserves. The fair value of our derivative instruments is not included in the ceiling test computation as we do not designate these instruments as hedge instruments for accounting purposes.

[Table of Contents](#)

[Index to Financial Statements](#)

The estimated present value of after-tax future net cash flows from proved oil and natural gas reserves is highly dependent on the commodity prices used in these estimates. These estimates are determined in accordance with guidelines established by the SEC for estimating and reporting oil and natural gas reserves. Under these guidelines, oil and natural gas reserves are estimated using then-current operating and economic conditions, with no provision for price and cost escalations in future periods except by contractual arrangements. In 2009, the SEC provided new guidelines for estimating and reporting oil and natural gas reserves. Under these new guidelines, the commodity prices used to estimate oil and natural gas reserves were changed from last-day-of-the-year prices to an unweighted, arithmetic average of first-day-of-the-month prices for the previous 12-month period.

Capitalized costs of oil and natural gas properties are amortized using the unit-of-production method based upon production and estimates of proved reserves quantities. Unproved and unevaluated property costs are excluded from the amortization base used to determine depletion. Unproved and unevaluated properties are assessed for impairment on a periodic basis based upon changes in operating or economic conditions. This assessment includes consideration of the following factors, among others: the assignment of proved reserves, geological and geophysical evaluations, intent to drill, remaining lease term and drilling activity and results. Upon impairment, the costs of the unproved and unevaluated properties are immediately included in the amortization base. Exploratory dry holes are included in the amortization base immediately upon the determination that the well is not productive.

Sales of oil and natural gas properties are accounted for as adjustments to net capitalized costs with no gain or loss recognized, unless such adjustments would significantly alter the relationship between net capitalized costs and proved reserves of oil and natural gas. All costs related to production activities and maintenance and repairs are expensed as incurred. Significant workovers that increase the properties' reserves are capitalized.

Other property and equipment are stated at cost. Computer equipment, furniture, software and other equipment are depreciated over their useful life (five to seven years) using the straight-line method. Support equipment and facilities include the pipelines and salt water disposal systems owned by Longwood Gathering and Disposal Systems, LP and are depreciated over a 30-year useful life using the straight-line, mid-month convention method. Leasehold improvements are depreciated over the lesser of their useful life or the term of the lease.

Asset Retirement Obligations

We recognize the fair value of an asset retirement obligation in the period in which it is incurred if a reasonable estimate of fair value can be made. The asset retirement obligation is recorded as a liability at its estimated present value, with an offsetting increase recognized in oil and natural gas properties or support equipment and facilities on the balance sheet. Periodic accretion of the discounted value of the estimated liability is recorded as an expense in the consolidated statement of operations. In general, our future asset retirement obligations relate to future costs associated with plugging and abandonment of our oil and natural gas wells, removal of equipment and facilities from leased acreage and returning such land to its original condition. The amounts recognized are based on numerous estimates and assumptions, including future retirement costs, future recoverable quantities of oil and natural gas, future inflation rates and the credit-adjusted risk-free interest rate. Revisions to the liability can occur due to changes in our estimate or if federal or state regulators enact new plugging and abandonment requirements. At the time of actual plugging and abandonment of our oil and natural gas wells, we include any gain or loss associated with the operation in the amortization base to the extent that the actual costs are different from the estimated liability.

Derivative Financial Instruments

From time to time, we use derivative financial instruments to hedge our exposure to commodity price risk associated with oil and natural gas prices. These instruments consist of put and call options in the form of costless collars. Our derivative financial instruments are recorded on the balance sheet as either an asset or a liability measured at fair value. We have elected not to apply hedge accounting for our existing derivative financial instruments, and as a result, we recognize the change in derivative fair value between reporting periods currently in our consolidated statement of operations. The fair value of our derivative financial instruments is determined based on our counterparty's valuation model which we verify for its reasonableness with an independent third party valuation using observable, market-corroborated inputs. Realized gains and realized losses from the settlement of derivative financial instruments and unrealized gains and unrealized losses from valuation changes in the remaining unsettled derivative financial instruments are reported under "Revenues" in our consolidated statement of operations.

Revenue Recognition

We follow the sales method of accounting for our oil and natural gas revenue, whereby we recognize revenue, net of royalties, on all oil or natural gas sold to purchasers regardless of whether the sales are proportionate to our ownership in the property. Under this method, revenue is recognized at the time the oil and natural gas are produced and sold, and we accrue for revenue earned but not yet received.

Stock-based Compensation

In 2003, our board of directors and shareholders approved the Matador Resources Company 2003 Stock and Incentive Plan, or the 2003 Plan. See "Compensation of Named Executive Officers — Stock Options." The persons eligible to receive awards under the 2003 Plan include our employees, directors, officers, consultants or advisors. The 2003 Plan is administered by our board of directors, which determines the number of options or restricted shares to be granted, the effective dates and terms of the grants, the option or restricted share price and the vesting period. In the absence of an established market for shares of our common stock as a private company, the board of directors determines the fair market value of our common stock for purposes of awards under the 2003 Plan. We typically use newly issued shares to satisfy option exercises or restricted share grants.

Our 2012 Long-Term Incentive Plan has been adopted, effective January 1, 2012. This plan permits the granting of long-term equity and cash incentive awards to our Named Executive Officers, key employees, consultants and non-employee directors. See "Compensation of Named Executive Officers — Long-Term Incentive Plan."

Non-qualified stock option expense is recognized in our consolidated statement of operations on the date of the grant. Incentive stock options vest over four years, and the associated compensation expense is recognized on a straight-line basis over the vesting period. Prior to November 22, 2010, all of our outstanding stock options were classified as equity instruments, with all stock-based compensation expense measured on the date of grant and recognized over the vesting period, if any. On November 22, 2010, we changed our method of accounting for outstanding stock options, reclassifying all outstanding stock options from equity to liability instruments. This change was made as a result of purchasing shares from certain of our employees to assist them in the exercise of outstanding options of our Class A common stock. As a result, at December 31, 2010 and at September 30, 2011, we measured and recognized the fair value of the liability associated with our outstanding stock options using an estimated fair value of our Class A common stock. On occasion, the board of directors grants restricted shares to eligible participants under the 2003

Plan. The fair value of these restricted stock awards are recognized based upon the fair value of our stock as determined by the board of directors on the date of the grant. Depending on the terms of the restricted share grant, the fair value of the award may be recognized on the date of grant in our consolidated statement of operations, or in the case of a restricted share award that vests over time, the fair value of the award is measured on the date of grant and recognized on a straight-line basis over the vesting period.

Income Taxes

We file a United States federal income tax return and several state tax returns, a number of which remain open for examination. The tax years open for examination for the federal tax return are 2007, 2008, 2009 and 2010. The tax years open for examination by the state of Texas are 2008, 2009 and 2010. The tax years open for examination by the state of New Mexico are 2008, 2009 and 2010. The tax years open for examination by the state of Louisiana are 2007, 2008, 2009 and 2010. At January 16, 2012, our 2007, 2008 and 2009 income and franchise tax returns were under examination by the state of Louisiana. As a result of preliminary findings received by us from the state of Louisiana, we recorded an income tax refund of \$45,636, a franchise tax assessment of \$91,995 and an associated interest expense of \$12,429 for the three and nine months ended September 30, 2011.

We account for income taxes using the asset and liability approach for financial accounting and reporting. We evaluate the probability of realizing the future benefits of our deferred tax assets and provide a valuation allowance for the portion of any deferred tax assets where the likelihood of realizing an income tax benefit in the future does not meet the more likely than not criteria for recognition.

We account for uncertainty in income taxes by recognizing the financial statement benefit of a tax position only after determining that the relevant tax authority would more likely than not sustain the position following an audit. For tax positions meeting the more likely than not threshold, the amount recognized in the financial statements is the benefit that has a greater than 50 percent likelihood of being realized upon ultimate settlement with the relevant tax authority.

We have evaluated all tax positions for which the statute of limitations remained open, and we believe that the material positions taken would more likely than not be sustained by examination. Therefore, at December 31, 2010, we had not established any reserves for, nor recorded any unrecognized tax benefits related to, uncertain tax positions. When necessary, we include interest assessed by taxing authorities in "Interest expense" and penalties related to income taxes in "Other expense" on our consolidated statement of operations. At December 31, 2010, 2009 and 2008, we did not record any interest or penalties related to income tax.

Oil and Natural Gas Reserves Quantities and Standardized Measure of Future Net Revenue

Our engineers and technical staff prepare our estimates of oil and natural gas reserves and associated future net revenues. While the SEC has recently adopted rules which allow us to disclose proved, probable and possible reserves, we have elected to present only proved reserves in this prospectus. The SEC's revised rules define proved reserves as the quantities of oil and natural gas, which, by analysis of geoscience and engineering data, can be estimated with reasonable certainty to be economically producible — from a given date forward, from known reservoirs, and under existing economic conditions, operating methods and government regulations — prior to the time at which contracts providing the right to operate expire, unless evidence indicates that renewal is reasonably certain, regardless of whether deterministic or probabilistic methods are used for the estimation. The project to extract the hydrocarbons must have commenced or the operator must be reasonably certain that it will commence the project within a reasonable time. Our

engineers and technical staff must make many subjective assumptions based on their professional judgment in developing reserves estimates. Reserves estimates are updated at least annually and consider recent production levels and other technical information about each well. Estimating oil and natural gas reserves is complex and is not exact because of the numerous uncertainties inherent in the process. The process relies on interpretations of available geological, geophysical, petrophysical, engineering and production data. The extent, quality and reliability of both the data and the associated interpretations can vary. The process also requires certain economic assumptions, including, but not limited to, oil and natural gas prices, revenues, development expenditures, operating expenses, capital expenditures and taxes. Actual future production, oil and natural gas prices, revenues, taxes, development expenditures, operating expenses and quantities of recoverable oil and natural gas will most likely vary from our estimates. Accordingly, reserves estimates are generally different from the quantities of oil and natural gas that are ultimately recovered. Any significant variance could materially and adversely affect our future reserves estimates, financial position, results of operations and cash flows. We cannot predict the amounts or timing of future reserves revisions. If such revisions are significant, they could significantly affect future amortization of capitalized costs and result in impairment of assets that may be material.

Recent Accounting Pronouncements

Subsequent Events. We incorporate the accounting and disclosure requirements for subsequent events in our financial statements. In accordance with GAAP, new terminology was introduced recently which defines the date through which management must evaluate subsequent events and lists the circumstances under which an entity must recognize and disclose events or transactions occurring after the balance sheet date. We adopted this guidance at December 31, 2009.

Oil and Natural Gas Reserves Reporting Requirements. In January 2009, the SEC issued *The Modernization of Oil and Gas Reporting, Final Rule*. In January 2010, the Financial Accounting Standards Board, or FASB, amended Topic 932, *Extractive Activities — Oil and Gas* to align with this rule. The changes are designed to modernize and update the oil and natural gas disclosure requirements to align them with current practices and changes in technology. The new rules made a number of important changes including the following: (i) expanded the definition of oil and natural gas producing activities to include the extraction of saleable hydrocarbons from oil sands, shale, coalbeds or other nonrenewable natural resources, (ii) amended the required price for estimating economic quantities for year-end reserves reporting to be the unweighted, arithmetic average of the first-day-of-the-month price for each month within the previous 12-month period, rather than the year-end price and (iii) permitted proved reserves to be claimed beyond those development spacing areas that are immediately adjacent to developed spacing areas if it can be established with reasonable certainty that these reserves are economically producible. At December 31, 2009, we adopted the provisions of this new rule, and we have applied this new guidance for the reserves estimates shown for December 31, 2010 and 2009 and September 30, 2011 included herein.

Derivative Financial Instruments. At December 31, 2008, we adopted new guidance to provide qualitative disclosures about our objectives and strategies for using derivative financial instruments and to provide a tabular presentation of quantitative information for derivatives designated as hedges, hedged items and other derivatives. This new guidance was effective for annual financial periods beginning after November 15, 2008. As its only requirement is to enhance disclosures, the new guidance had no material impact on our consolidated financial statements.

Fair Value. In May 2011, the FASB issued Accounting Standards Update, or ASU, 2011-04, *Amendments to Achieve Common Fair Value Measurement and Disclosure Requirements in U.S. GAAP and IFRS*, or ASU 2011-04. ASU 2011-04 amends Accounting Standards Codification, or ASC, 820, *Fair Value*

[Table of Contents](#)

[Index to Financial Statements](#)

Measurements, or ASC 820, providing a consistent definition and measurement of fair value, as well as similar disclosure requirements between GAAP and International Financial Reporting Standards. ASU 2011-04 changes certain fair value measurement principles, clarifies the application of existing fair value measurements and expands the ASC 820 disclosure requirements, particularly for Level 3 fair value measurements. The adoption of ASU 2011-04 is not expected to have a material impact on our consolidated financial statements, but may require certain additional disclosures. The amendments in ASU 2011-04 are to be applied prospectively. For public entities, the amendments are effective during interim and annual periods beginning after December 15, 2011.

In January 2010, the FASB issued authoritative guidance to update certain disclosure requirements and added two new disclosure requirements related to fair value measurements. The guidance requires a gross presentation of activities within the Level 3 roll forward and adds a new requirement to disclose details of significant transfers in and out of Level 1 and 2 measurements and the reasons for the transfers. The new disclosures are required for all companies that are required to provide disclosures about recurring and non-recurring fair value measurements, and are effective the first interim or annual reporting period beginning after December 15, 2009, except for the gross presentation of the Level 3 roll forward information, which is required for annual reporting periods beginning after December 15, 2010 and for interim reporting periods within those years. We adopted the first portion of this guidance beginning January 1, 2010. We do not expect the adoption of this new guidance to have a significant impact on our financial position, results of operations or cash flows.

In September 2006, the FASB issued authoritative guidance for using fair value to measure assets and liabilities. This guidance applies whenever other standards require or permit assets or liabilities to be measured at fair value, but it does not expand the use of fair value in any new circumstances. In February 2009, the FASB delayed the effective date by one year for non-financial assets and liabilities. We adopted this guidance effective January 1, 2008, but delayed guidance relating to non-financial assets and liabilities until January 1, 2009. The adoption of this guidance did not have a significant impact on our financial position, results of operations or cash flows.

In February 2007, the FASB issued authoritative guidance permitting entities to choose to measure certain financial instruments and other items at fair value. The objective is to improve financial reporting by providing entities with the opportunity to mitigate volatility in reported earnings caused by measuring related assets and liabilities differently without having to apply complex hedge accounting provisions. Unrealized gains and losses on any items for which the fair value measurement option is elected are to be reported in the consolidated statement of operations. We adopted this guidance at January 1, 2008. We elected not to measure any eligible items using the fair value option in accordance with this guidance, and therefore, it did not have an impact on our financial position, results of operations or cash flows.

Uncertainty in Income Taxes. At January 1, 2008, we adopted the accounting guidance related to accounting for uncertainty in income taxes which provides for the financial statement benefit of a tax position as being recognized only after determining that the relevant tax authority would more likely than not sustain the position following an audit. For tax positions meeting the more-likely-than-not threshold, the amount recognized in the financial statements is the benefit that has a greater than 50 percent likelihood of being realized upon ultimate settlement with the relevant tax authority. Following adoption, we evaluated all tax positions for which the statute of limitations remained open, and management believes that the material positions taken would more likely than not be sustained by examination. We do not expect any change in unrecognized tax benefits in the next 12 months.

Internal Controls and Procedures

Prior to the completion of this offering, we have been a private company and have maintained internal controls and procedures in accordance with being a private company. We have maintained limited accounting personnel to perform our accounting processes and limited other supervisory resources with which to address our internal control over financial reporting. In connection with our audit for the year ended December 31, 2010, our independent registered public accountants identified and communicated material weaknesses related to accounting for deferred income taxes, impairment of oil and natural gas properties, assessment of unproved and unevaluated properties and the administration of our stock plan. A material weakness is a control deficiency, or a combination of control deficiencies, in internal control over financial reporting, such that there is reasonable possibility that a material misstatement of our annual or interim financial statements will not be prevented or detected on a timely basis.

We have begun the process of evaluating our internal control over financial reporting and will continue to work with our auditors to put into place new accounting process and control procedures to address the issues set forth above. However, we will not complete this process until well after this offering is completed. We cannot predict the outcome of this process at this time.

We are not currently required to comply with the SEC's rules implementing Section 404 of the Sarbanes-Oxley Act, and are therefore not required to make a formal assessment of the effectiveness of our internal control over financial reporting for that purpose. Upon becoming a public company, we will be required to comply with the SEC's rules implementing Section 302 of the Sarbanes-Oxley Act, which will require our management to certify financial and other information in our quarterly and annual reports and to provide an annual management report on the effectiveness of our internal control over financial reporting. We will not be required to make our first assessment of our internal control over financial reporting until the year following the year that our first annual report is filed or required to be filed with the SEC. To comply with the requirements of being a public company, we will need to upgrade our systems, including information technology, implement additional financial and management controls, reporting systems and procedures and hire additional accounting and financial reporting staff.

Further, our independent registered public accountants are not yet required to formally attest to the effectiveness of our internal control over financial reporting until the year following the year that our first annual report is required to be filed with the SEC. Once it is required to do so, our independent registered public accounting firm may issue a report that is adverse in the event it is not satisfied with the level at which our controls are documented, designed, operated or reviewed. Our remediation efforts may not enable us to remedy or avoid material weaknesses in the future.

Quantitative and Qualitative Disclosures About Market Risk

We are exposed to a variety of market risks including commodity price risk, interest rate risk and counterparty and customer risk. We address these risks through a program of risk management including the use of derivative financial instruments.

Commodity price exposure. We are exposed to market risk as the prices of oil and natural gas fluctuate as a result of changes in supply and demand and other factors. To partially reduce price risk caused by these market fluctuations, we have entered into derivative financial instruments in the past and expect to enter into derivative financial instruments in the future to cover a significant portion of our future production.

We use costless (or zero-cost) collars to manage risks related to changes in oil and natural gas prices. A costless collar provides us with downside price protection through the purchase of a put option which is

[Table of Contents](#)[Index to Financial Statements](#)

financed through the sale of a call option. Because the call option proceeds are used to offset the cost of the put option, this arrangement is initially “costless” to us. At December 31, 2010, 2009 and 2008 and at September 30, 2011, we used costless collar options to reduce the volatility of natural gas prices on a significant portion of our future expected natural gas production.

We record all derivative financial instruments at fair value. The fair value of our derivative financial instruments is determined based on our counterparty’s valuation model which we verified for its reasonableness annually with an independent third party valuation using observable, market-corroborated inputs. Comerica Bank is the single counterparty for all of our derivative instruments. We have made no adjustments to the fair value amounts recognized on the balance sheet for these derivative instruments to account for the credit standing of Comerica Bank.

The following is a summary of our open natural gas costless collar contracts at November 30, 2011:

<u>Commodity</u>	<u>Calculation Period</u>	<u>Notional Quantity</u> (MMBtu/month)	<u>Price Floor</u> (\$/MMBtu)	<u>Price Ceiling</u> (\$/MMBtu)	<u>Fair Value of Asset</u> (thousands)
Natural Gas	01/01/2010 — 12/31/2011	50,000	5.25	8.10	\$ 94
Natural Gas	01/01/2010 — 12/31/2011	50,000	5.50	7.65	107
Natural Gas	01/01/2010 — 12/31/2011	50,000	5.00	8.65	82
Natural Gas	01/01/2010 — 12/31/2011	50,000	5.50	7.70	107
Natural Gas	01/01/2011 — 12/31/2011	90,000	5.50	7.85	192
Natural Gas	07/01/2011 — 12/31/2012	300,000	4.50	5.60	3,392
Natural Gas	07/01/2011 — 07/31/2013	150,000	4.50	5.75	2,210
Natural Gas	01/01/2012 — 12/31/2012	150,000	4.25	6.17	1,200
Total					<u>\$ 7,384</u>

All of our existing natural gas derivative contracts will expire at varying times during 2011, 2012 and 2013. In November and December 2011, we entered into various costless collar transactions to mitigate our exposure to oil price volatility for the first time. The following table is a summary of our open oil costless collar contracts at November 30, 2011.

<u>Commodity</u>	<u>Calculation Period</u>	<u>Notional Quantity</u> (Bbl/month)	<u>Price Floor</u> (\$/Bbl)	<u>Price Ceiling</u> (\$/Bbl)	<u>Fair Value of Asset</u> (thousands)
Oil	12/01/2011 — 12/31/2012	20,000	90.00	104.20	\$ (346)
Oil	01/01/2013 — 12/31/2013	20,000	85.00	102.25	(220)
Total					<u>\$ (566)</u>

For each calculation period, the specified price for determining the realized gain or loss to us pursuant to any of these oil hedging transactions is the arithmetic average of the settlement prices for the NYMEX West Texas Intermediate oil futures contract for the first nearby month corresponding to the calculation period’s calendar month. When the settlement price is below the price floor established by these collars, we receive from Comerica Bank, as counterparty, an amount equal to the difference between the settlement price and the price floor multiplied by the contract oil volume hedged. When the settlement price is above the price ceiling established by these collars, we pay Comerica Bank, as counterparty, an amount equal to the difference between the settlement price and the price ceiling multiplied by the contract oil volume hedged.

Effect of Recent Derivatives Legislation

On July 21, 2010, President Obama signed into law the Dodd-Frank Wall Street Reform and Consumer Protection Act, or the Dodd-Frank Act, which is intended to modernize and protect the integrity of the U.S.

[Table of Contents](#)

[Index to Financial Statements](#)

financial system. The Dodd-Frank Act, among other things, sets forth the new framework for regulating certain derivative products including the commodity hedges of the type used by us, but many aspects of this law are subject to further rulemaking and will take effect over several years. As a result, it is difficult to anticipate the overall impact of the Dodd-Frank Act on our ability or willingness to continue entering into and maintaining such commodity hedges and the terms thereof. Based upon the limited assessments we are able to make with respect to the Dodd-Frank Act, there is the possibility that the Dodd-Frank Act could have a substantial and adverse impact on our ability to enter into and maintain these commodity hedges. In particular, the Dodd-Frank Act could result in the implementation of position limits and additional regulatory requirements on our derivative arrangements, which could include new margin, reporting and clearing requirements. In addition, this legislation could have a substantial impact on our counterparties and may increase the cost of our derivative arrangements in the future. See “Risk Factors — The derivatives legislation adopted by Congress could have an adverse impact on our ability to hedge risks associated with our business.”

Interest rate risk. We do not use interest rate derivatives to alter interest rate exposure in an attempt to reduce interest rate expense on existing debt since we borrowed under our existing credit agreement for the first time in December 2010 and had \$60.0 million in revolving debt outstanding at September 30, 2011 at an interest rate of 1.875% plus a Eurodollar-based rate, which equated to approximately 2.2% per annum at September 30, 2011. In addition to our revolving borrowings, in May 2011, we borrowed \$25.0 million in a term loan pursuant to the credit agreement. The term loan bore interest at an annual rate of 5% plus a Eurodollar-based rate, which equated to approximately 5.3% at September 30, 2011. The term loan was refinanced through revolving borrowings in December 2011 under our amended and restated credit agreement. At January 16, 2012, all borrowings under our credit agreement bore interest at a variable rate of 3.25% plus a Eurodollar-based rate per annum, which equated to approximately 3.5% per annum. If we incur any indebtedness in the future and at higher interest rates, we may use interest rate derivatives. Interest rate derivatives would be used solely to modify interest rate exposure and not to modify the overall leverage of the debt portfolio.

Counterparty and customer credit risk. Joint interest receivables arise from billing entities which own partial interest in the wells we operate. These entities participate in our wells primarily based on their ownership in leases on which we wish to drill. We have limited ability to control participation in our wells. We are also subject to credit risk due to concentration of our oil and natural gas receivables with several significant customers. The inability or failure of our significant customers to meet their obligations to us or their insolvency or liquidation may adversely affect our financial position, results of operations and cash flows. In addition, our oil and natural gas derivative arrangements expose us to credit risk in the event of nonperformance by counterparties.

While we do not require our customers to post collateral and we do not have a formal process in place to evaluate and assess the credit standing of our significant customers for oil and natural gas receivables and the counterparties on our derivative instruments, we do evaluate the credit standing of such counterparties as we deem appropriate under the circumstances. This evaluation may include reviewing a counterparty’s credit rating, latest financial information and, in the case of a customer with which we have receivables, its historical payment record, the financial ability of the customer’s parent company to make payment if the customer cannot and undertaking the due diligence necessary to determine credit terms and credit limits. The counterparty on our derivative instruments currently in place is Comerica Bank and we are likely to enter into any future derivative instruments with Comerica Bank.

Impact of Inflation. Inflation in the United States has been relatively low in recent years and did not have a material impact on our results of operations for the years ended December 31, 2010, 2009 and 2008.

[Table of Contents](#)

[Index to Financial Statements](#)

Although the impact of inflation has been generally insignificant in recent years, it is still a factor in the United States economy and we tend to specifically experience inflationary pressure on the cost of oilfield services and equipment with increases in oil and natural gas prices and with increases in drilling activity in our areas of operations, including the Eagle Ford shale and Haynesville shale plays. See “— Overview.” See also “Risk Factors — The unavailability or high cost of drilling rigs, completion equipment and services, supplies and personnel, including hydraulic fracturing equipment and personnel, could adversely affect our ability to establish and execute exploration and development plans within budget and on a timely basis, which could have a material adverse effect on our financial condition, results of operations and cash flows.”

Off-Balance Sheet Arrangements

At December 31, 2010 and September 30, 2011, we did not have any off-balance sheet arrangements.

Changes in Accountants

Grant Thornton LLP, or Grant Thornton, performed audits of our consolidated financial statements for the fiscal years ended December 31, 2008 and 2009. Grant Thornton’s reports did not contain an adverse opinion or disclaimer of opinion and were not qualified or modified as to uncertainty, audit scope or accounting principles.

On or about June 1, 2010, following the completion of Grant Thornton’s audit of our financial statements for the year ended December 31, 2009, our Audit Committee determined not to renew Grant Thornton’s engagement as our independent accountant. On October 28, 2010, our board of directors unanimously approved the appointment of Ernst & Young, LLP, or Ernst & Young, as our independent accountant commencing with work to be performed in relation to our nine month period ended September 30, 2010. We had no occasion in 2008 and 2009 and any subsequent interim period prior to October 28, 2010 upon which we consulted with Ernst & Young on any matters.

During the fiscal years ended December 31, 2008 and 2009, and the subsequent interim period through June 1, 2010, there were (i) no disagreements with Grant Thornton on any matter of accounting principles or practices, financial statement disclosure or auditing scope or procedure, which disagreement(s), if not resolved to Grant Thornton’s satisfaction, would have caused Grant Thornton to make reference to the subject matter of the disagreement(s) in connection with its reports for such years, and (ii) no reportable events within the meaning set forth in Item 304(a)(1)(v) of Regulation S-K.

Prior to the completion of Ernst & Young’s audit of our financial statements for the nine month period ended September 30, 2010, on or about February 28, 2011, we mutually agreed with Ernst & Young to terminate our relationship. The decision to discontinue the audit services of Ernst & Young was mutual and was approved by our Board of Directors and Audit Committee effective at February 28, 2011. From October 28, 2010 through February 28, 2011, there were (i) no disagreements with Ernst & Young on any matter of accounting principles or practices, financial statement disclosure or auditing scope or procedure, which disagreement(s), if not resolved to Ernst & Young’s satisfaction, would have caused Ernst & Young to make reference to the subject matter of the disagreement(s) in connection with its report for the nine-month period ended September 30, 2010, and (ii) no reportable events within the meaning set forth in Item 304(a)(1)(v) of Regulation S-K.

Effective at February 28, 2011, our Audit Committee unanimously approved the reappointment of Grant Thornton as our independent accountant to audit our financial statements for the year ended

[Table of Contents](#)

[Index to Financial Statements](#)

December 31, 2010. Prior to our reengagement of Grant Thornton, we had discussions with Grant Thornton regarding whether they had the capacity, availability and desire to reengage as our auditor going forward. Prior to these reengagement discussions, during the period from approximately the middle of December 2010 through the end of January 2011, there were also discussions regarding the accounting for our outstanding stock options, specifically regarding the liability versus equity classification of the outstanding stock options, and our accounting for income taxes related to the calculation of deferred taxes related to our statutory depletion calculation in 2008 and 2009. Based on discussions held prior to our reengagement of Grant Thornton, it was concluded that the accounting treatment continued to be appropriate with no adjustments to the previously issued financial statements necessary. The aforesaid discussions did not address any accounting issues related to the fiscal year 2010. We had no occasion between June 1, 2010 and February 28, 2011 upon which we consulted with Grant Thornton on any other matters.

Both Grant Thornton and Ernst & Young have been provided with a copy of this disclosure and have furnished to us a letter addressed to the Securities and Exchange Commission stating that they agree with the statements about such firms contained herein.

BUSINESS

Overview

We are an independent energy company engaged in the exploration, development, production and acquisition of oil and natural gas resources in the United States, with a particular emphasis on oil and natural gas shale plays and other unconventional resource plays. Our current operations are located primarily in the Eagle Ford shale play in south Texas and the Haynesville shale play in northwest Louisiana and east Texas. These plays are a key part of our growth strategy, and we believe they currently represent two of the most active and economically viable unconventional resource plays in North America. We expect the majority of our near-term capital expenditures will focus on increasing our production and reserves from the Eagle Ford and Haynesville shale plays as we seek to capitalize on the relative economics of each play. In addition to these primary operating areas, we have acreage positions in southeast New Mexico and west Texas and in southwest Wyoming and adjacent areas in Utah and Idaho where we continue to identify new oil and natural gas prospects.

We were founded in July 2003 by Joseph Wm. Foran, Chairman, President and CEO, and Scott E. King, Co-Founder and Vice President, Geophysics and New Ventures, with an initial equity investment of approximately \$6.0 million. Shortly thereafter, investors contributed approximately \$46.8 million to provide a total initial capitalization of approximately \$52.8 million at a purchase price of \$3.33 per share. Most of this initial capital was provided by the same institutional and individual investors who helped capitalize Mr. Foran's previous company, Matador Petroleum Corporation.

Mr. Foran began his career as an oil and natural gas independent in 1983 when he founded Foran Oil Company with \$270,000 in contributed capital from 17 friends and family members. Foran Oil Company was later contributed to Matador Petroleum Corporation upon its formation by Mr. Foran in 1988. Mr. Foran served as Chairman and Chief Executive Officer of that company from its inception until it was sold in June 2003 to Tom Brown, Inc., in an all cash transaction for an enterprise value of approximately \$388.5 million. Matador Petroleum Corporation grew primarily through a strategy focused on acquisition and exploitation, including in the Permian and Delaware basins in west Texas and southeast New Mexico.

With an average of more than 25 years of oil and natural gas industry experience, our management team has extensive expertise in exploring for and developing hydrocarbons in multiple U.S. basins. Members of our management team have participated in the assimilation of numerous lease positions and in the drilling and completion of hundreds of vertical and horizontal wells in unconventional resource plays.

Since our first well in 2004, we have drilled or participated in drilling 213 wells through September 30, 2011, including 83 Haynesville and six Eagle Ford wells. From December 31, 2008 through September 30, 2011, we grew our estimated proved reserves from 20.0 Bcfe to 161.8 Bcfe. At September 30, 2011, 35% of our estimated proved reserves were proved developed reserves and 96% of our estimated proved reserves were natural gas. We also grew our average daily production by approximately 162% from 9.0 MMcfe per day for the year ended December 31, 2008 to 23.6 MMcfe per day for the year ended December 31, 2010. In addition, as a result of production from new wells that were completed in 2011, our daily production for the nine months ended September 30, 2011 averaged approximately 42.5 MMcfe per day. We have achieved this growth while lowering operating costs (consisting of lease operating expenses and production taxes and marketing expenses) from \$1.91 per Mcfe for the year ended December 31, 2008, to \$0.90 per Mcfe for the nine months ended September 30, 2011, or a decrease of approximately 53%.

[Table of Contents](#)

[Index to Financial Statements](#)

The following table presents certain summary data for each of our operating areas as of and for the nine months ended September 30, 2011:

	Net Acreage	Producing Wells		Total Identified Drilling Locations ⁽¹⁾		Estimated Net Proved Reserves		Avg. Daily Production (MMcfe)
		Gross	Net	Gross	Net	Bcfe ⁽²⁾	% Developed	
South Texas:								
Eagle Ford	28,906	5.0	3.4	197.0	157.1	8.4	51.0	3.2
Austin Chalk	14,849	—	—	16.0	16.0	—	—	—
Area Total ⁽³⁾	28,906	5.0	3.4	213.0	173.1	8.4	51.0	3.2
NW Louisiana/E Texas:								
Haynesville	14,705	83.0	10.6	545.0	103.9	136.6	25.4	32.1
Cotton Valley ⁽⁴⁾	23,236	108.0	71.7	60.0	36.0	16.1	100.0	7.0
Area Total ⁽⁵⁾	25,477	191.0	82.3	605.0	139.9	152.7	33.3	39.1
SW Wyoming, NE Utah, SE Idaho	135,862	—	—	—	—	—	—	—
SE New Mexico, West Texas	7,519	13.0	5.7	—	—	0.7	100.0	0.2
Total	197,764	209.0	91.4	818.0	313.0	161.8	34.5	42.5

- (1) These locations have been identified for potential future drilling and are not currently producing. In addition, the total net identified drilling locations is calculated by multiplying the gross identified drilling locations in an operating area by our working interest participation in such locations. At September 30, 2011, these identified drilling locations included 2 gross and 2 net locations to which we have assigned proved undeveloped reserves in the Eagle Ford and 95 gross and 15 net locations to which we have assigned proved undeveloped reserves in the Haynesville. We have no proved undeveloped reserves assigned to identified drilling locations in the Austin Chalk or Cotton Valley at September 30, 2011.
- (2) These estimates were prepared by our engineering staff and audited by independent reservoir engineers, Netherland, Sewell & Associates, Inc.
- (3) Some of the same leases cover the net acres shown for the Eagle Ford formation and the Austin Chalk formation, a shallower formation than the Eagle Ford formation. Therefore, the sum of the net acreage for both formations is not equal to the total net acreage for south Texas. This total includes acreage that we are producing from or that we believe to be prospective for these formations.
- (4) Includes shallower zones and also includes one well producing from the Frio formation in Orange County, Texas and two wells producing from the San Miguel formation in Zavala County, Texas.
- (5) Some of the same leases cover the net acres shown for the Haynesville formation and the Cotton Valley formation, a shallower formation than the Haynesville formation. Therefore, the sum of the net acreage for both formations is not equal to the total net acreage for northwest Louisiana/east Texas. This total includes acreage that we are producing from or that we believe to be prospective for these formations.

At September 30, 2011, our properties included approximately 52,000 gross acres and 29,000 net acres in the Eagle Ford shale play in Atascosa, DeWitt, Dimmit, Karnes, La Salle, Gonzales, Webb, Wilson and Zavala Counties in south Texas. We believe that approximately 85% of our Eagle Ford acreage is prospective predominantly for oil or liquids production. In addition, portions of the acreage are also prospective for other targets, such as the Austin Chalk, Olmos and Buda, from which we expect to produce predominantly oil and liquids. Approximately 80% of our Eagle Ford acreage is either held by production or not burdened by lease expirations before 2013. We have begun to explore and develop our Eagle Ford position and from November 2010 through December 2011, we completed our first seven operated wells in this area (see “ — Recent Developments”). We have identified 197 gross locations and 157 net locations for potential future drilling on our Eagle Ford acreage. These locations have been identified on a property-by-property basis and take into account criteria such as anticipated geologic conditions and reservoir properties, estimated recoveries from nearby wells based on available public data, drilling densities observed from other operators, estimated drilling and completion costs, spacing and other rules established by regulatory

[Table of Contents](#)

[Index to Financial Statements](#)

authorities and surface considerations, among others. At September 30, 2011, we have identified potential drilling locations on approximately 75% of our net Eagle Ford acreage. As we explore and develop our Eagle Ford acreage further, we believe it is possible that we may identify additional locations for drilling. At September 30, 2011, these identified potential future drilling locations in the Eagle Ford shale play included 2 gross and 2 net locations to which we have assigned proved undeveloped reserves.

In addition, at September 30, 2011, we had approximately 23,000 gross acres and 15,000 net acres in the Haynesville shale play in northwest Louisiana and east Texas. Based on our analysis of geologic and petrophysical information (including total organic carbon content and maturity, resistivity, porosity and permeability, among other information), well performance data and information available to us related to drilling activity and results from wells drilled across the Haynesville shale play, almost 5,500 of our net acres are located in what we believe is the core area of the play. We believe the core area of the play includes that area in which the most Haynesville wells have been drilled by operators and from which we anticipate natural gas recoveries would likely exceed 6 Bcf per well. Just over 90% of our Haynesville acreage is held by production from the Haynesville or other formations, and we believe much of it is also prospective for the Cotton Valley, Hosston (Travis Peak) and other shallower formations. In addition, we believe approximately 1,700 of these net acres are prospective for the Middle Bossier shale play.

At September 30, 2011, we have identified 545 gross locations and 104 net locations for potential future drilling in our Haynesville acreage. These locations have been identified on a property-by-property basis and take into account criteria such as anticipated geologic conditions and reservoir properties, estimated recoveries from our producing Haynesville wells and other nearby wells based on available public data, drilling densities observed from other operators including on some of our non-operated properties, estimated drilling and completion costs, spacing and other rules established by regulatory authorities and surface conditions, among others. Of the 545 gross locations identified for future drilling, 470 of these locations (53 net locations) have been identified within the 5,500 net acres that we believe are located in the core area of the Haynesville play. As we explore and develop our Haynesville acreage further, we believe it is possible that we may identify additional locations for future drilling. At September 30, 2011, these identified potential future drilling locations included 95 gross and 15 net locations in the Haynesville shale play to which we have assigned proved undeveloped reserves.

We also have a large unevaluated acreage position in southwest Wyoming and adjacent areas in Utah and Idaho where we began drilling our initial well in February 2011 to test the Meade Peak natural gas shale. We reached a depth of 8,200 feet, approximately 300 feet above the top of the Meade Peak shale, before having operations suspended for several months due to wildlife restrictions. We resumed operations on this initial test well in September 2011 and completed drilling and coring operations on this well in November 2011. In addition, we have leasehold interests in the Delaware and Midland Basins in southeast New Mexico and west Texas where we are developing new oil and natural gas prospects.

We are active both as an operator and as a co-working interest owner with larger industry participants including affiliates of Chesapeake Energy Corporation, EOG Resources, Inc., Royal Dutch Shell plc and others. Of the 213 gross wells we have drilled or participated in drilling, we drilled approximately half of these wells as the operator. At September 30, 2011, we were the operator for approximately 80% of our Eagle Ford and 70% of our Haynesville acreage, including approximately 22% of our acreage in what we believe is the core area of the Haynesville play. A large portion of our acreage in that core area is operated by a subsidiary of Chesapeake Energy Corporation. We also operate all of our acreage in southwest Wyoming and the adjacent areas of Utah and Idaho, as well as the vast majority of our acreage in southeast New Mexico and west Texas.

[Table of Contents](#)

[Index to Financial Statements](#)

We are a non-operating working interest participant with affiliates of Chesapeake Energy Corporation, Royal Dutch Shell plc and several other companies in the Haynesville shale and with EOG Resources, Inc. in the Eagle Ford shale. We have entered into a joint operating agreement with an affiliate of Chesapeake Energy Corporation governing the Haynesville operations underlying our Elm Grove/Caspiana properties in southern Caddo Parish, Louisiana (see “—Other Significant Prior Events – Chesapeake Transaction”) and a joint operating agreement with EOG Resources, Inc. governing all operations on our joint acreage in Atascosa County, Texas. We have not entered into a joint operating agreement with Royal Dutch Shell plc or certain other operators of wells in the Haynesville area in which we have a minority working interest. Particularly when our working interest is small, we do not always enter into formal operating agreements with the operators, and in such cases, we rely on applicable legal and statutory authority to govern our arrangement in accordance with industry standard practices.

Where we do have joint operating agreements with affiliates of Chesapeake Energy Corporation and EOG Resources, Inc., these agreements call for significant penalties should we elect not to participate in the drilling and completion of a well proposed by the operator, or a non-consent well. These non-consent penalties typically allow the operator to recover up to 400% of its costs to drill, complete and equip the non-consent well from the well’s future net revenue prior to us being allowed to participate in the non-consent well for our original working interest. Ultimately, the amount of these penalties may result in us having no participation at all in the non-consent well. We also have the right to propose wells under these joint operating agreements, and the same non-consent penalties apply to the operator should it elect not to consent to a well that we propose.

While we do not have direct access to our operating partners’ drilling plans with respect to future well locations, we do attempt to maintain ongoing communications with the technical staff of these operators in an effort to understand their drilling plans for purposes of our capital expenditure budget and our booking of any related proved undeveloped well locations. We review these locations with Netherland, Sewell & Associates, Inc., our independent reservoir engineers, on a periodic basis to ensure their concurrence with our estimates of these drilling plans and our approach to booking these reserves.

Our net proceeds from this offering, after repaying the then outstanding borrowings under our revolving credit agreement (\$113.0 million at December 30, 2011, excluding outstanding letters of credit) when taken together with our cash flows and future potential borrowings under our credit agreement, will be used to fund our 2012 capital expenditure requirements and for potential acquisitions of interests and acreage (none of which have been identified). We anticipate that we may need to access future borrowings under our credit agreement within 60 to 90 days following completion of this offering to fund a portion of our 2012 capital expenditure requirements in excess of amounts available from our cash flows and the net proceeds of this offering. See “Use of Proceeds.”

[Table of Contents](#)

[Index to Financial Statements](#)

The following table presents our 2012 anticipated capital expenditure budget of approximately \$313.0 million segregated by target formation and by whether the wells are considered to be exploration or development wells.

	2012 Anticipated Drilling						2012 Anticipated Capital Expenditure Budget		
	Gross Wells ⁽¹⁾			Net Wells ⁽¹⁾			(in millions) ⁽²⁾		
	Exploration	Development	Total	Exploration	Development	Total	Exploration	Development	Total
South Texas									
Eagle Ford	13.0	15.0	28.0	11.8	13.8	25.6	\$ 122.3	\$ 134.9	\$257.2
Austin Chalk	2.0	—	2.0	2.0	—	2.0	11.3	—	11.3
Area Total	15.0	15.0	30.0	13.8	13.8	27.6	133.6	134.9	268.5
NW Louisiana / E Texas									
Haynesville	6.0	19.0	25.0	0.2	1.3	1.5	1.9	11.6	13.5
Cotton Valley	—	—	—	—	—	—	—	—	—
Area Total	6.0	19.0	25.0	0.2	1.3	1.5	1.9	11.6	13.5
SW Wyoming, NE Utah, SE Idaho	1.0	—	1.0	0.4	—	0.4	2.5	—	2.5 ⁽³⁾
SE New Mexico, West Texas	—	—	—	—	—	—	—	—	—
Other	N/A	N/A	N/A	N/A	N/A	N/A	25.0	3.5	28.5 ⁽⁴⁾
Total	<u>22.0</u>	<u>34.0</u>	<u>56.0</u>	<u>14.4</u>	<u>15.1</u>	<u>29.5</u>	<u>\$ 163.0</u>	<u>\$ 150.0</u>	<u>\$313.0</u>

(1) Includes wells we currently expect to drill and complete as operator, plus those wells in which we currently plan to participate as a non-operator in 2012.

(2) Our capital expenditure budget is based on our net working interests in the properties.

(3) We have a carried interest for \$5.0 million of the cost of this well presuming the election of our joint venture partner to participate in the drilling of this well.

(4) Includes \$20.0 million to acquire additional leasehold interests primarily prospective for oil and liquids production in southeast New Mexico and west Texas. Also includes \$6.5 million in leasehold, seismic and infrastructure expenditures attributable to the Eagle Ford.

Although we intend to allocate a portion of our 2012 capital expenditure budget to financing exploration, development and acquisition of additional interests in the Haynesville shale play, we currently intend to allocate approximately 84% of our 2012 capital expenditure budget to the exploration, development and acquisition of additional interests in the Eagle Ford shale play. Including these anticipated capital expenditures in the Eagle Ford shale play, we plan to dedicate about 94% of our 2012 anticipated capital expenditure budget to opportunities prospective for oil and liquids production. While we have budgeted \$313.0 million for 2012, the aggregate amount of capital we will expend may fluctuate materially based on market conditions and our drilling results. Since at September 30, 2011, just over 90% of our Haynesville acreage was held by production and approximately 80% of our Eagle Ford acreage was either held by production or not burdened by lease expirations before 2013, we believe we have the financial flexibility to allocate our capital when we believe it is economical and justified.

Business Strategies

Our goal is to increase shareholder value by building reserves, production and cash flows at an attractive return on invested capital. We plan to achieve our goal by executing the following strategies:

- *Focus Exploration and Development Activity on Our Eagle Ford and Haynesville Shale Assets.*

We have established core acreage positions in the Eagle Ford and Haynesville shale plays, which we believe are two of the most active and economically viable shale plays in North America. Although we intend to allocate a portion of our 2012 capital expenditure budget to

financing exploration, development and acquisition of additional interests in the Haynesville shale play, we currently intend to allocate approximately 84% of our 2012 capital expenditure budget to the exploration, development and acquisition of additional interests in the Eagle Ford shale play. Since just over 90% of our Haynesville acreage was held by production and approximately 80% of our Eagle Ford acreage was either held by production or not burdened by lease expirations before 2013 at September 30, 2011, we have the flexibility to develop our acreage in a disciplined manner in order to maximize the resource recovery from these assets. We believe the economics for development in these two areas are attractive at current commodity prices.

- *Identify, Evaluate and Exploit Oil Plays to Create a More Balanced Portfolio.*

Although most of our current proved reserves are classified as natural gas, we have been evaluating various oil plays to find and execute upon opportunities that would fit well with our exploration and operating strategies. We believe our interests in the Eagle Ford shale play will enable us to create a more balanced commodity portfolio through the drilling of locations that are prospective for oil and liquids. We believe oil and liquids opportunities represent about 94% of our anticipated 2012 capital expenditure budget. We expect to continue to create and acquire additional prospects and opportunities for the exploration and production of oil and liquids.

- *Pursue Opportunistic Acquisitions.*

We believe our management team's familiarity with our key operating areas and their contacts with the operators and mineral owners in those regions enable us to identify high-return opportunities at attractive prices. We actively pursue opportunities to acquire unproved and unevaluated acreage, drilling prospects and low-cost producing properties within our core areas of operations where we have operational control and can enhance value and performance. We view these acquisitions as an important component of our business strategy and intend to selectively make acquisitions on attractive terms that complement our growth and help us achieve economies of scale.

- *Maintain Our Financial Discipline.*

As an operator, we leverage advanced technologies and integrate the knowledge, judgment and experience of our management and technical teams. We believe our team demonstrates financial discipline that is achieved by our approach to evaluating and analyzing prospects and prior drilling and completion results before allocating capital and is reflected in the improvements our team has attained on reducing unit costs. When we are not the operator, we proactively engage with the operators in an effort to ensure similar financial discipline. Additionally, we conduct our own internal geological and engineering studies on these prospects and provide input on the drilling, completion and operation of many of these non-operated wells pursuant to our agreements and relationships with the operators. Through these methods and practices, we believe we are well-positioned to control the expenses and timing of development and exploitation of our properties.

- *Maintain Proactive and Ongoing Relationships with Other Industry Participants.*

We believe maintaining proactive and ongoing relationships with other industry operators and vendors enhances our understanding of the shale plays and allows us to leverage their expertise without having to commit substantial capital. We currently participate in various drilling activities with larger industry participants, including affiliates of Chesapeake Energy Corporation, EOG

Resources, Inc., Royal Dutch Shell plc and others. We are also active participants in three industry shale consortia: the North American Gas Shale, Haynesville and Bossier Shale and Eagle Ford Shale consortia organized by Core Laboratories, LP. As active members in various professional societies, our staff and board members also regularly interact on a professional basis with other industry participants.

Competitive Strengths

We believe our prior success is, and our future performance will be, directly related to the following combination of strengths that will enable us to implement our strategies:

- *High Quality Asset Base in Attractive Areas.*

We have key acreage positions in active areas of the Eagle Ford and Haynesville shale plays. We believe our assets in these plays are characterized by low geological risk and similar repeatable drilling opportunities that we expect will result in a predictable production growth profile. The commodity mix of our production and reserves is expected to become more balanced as a result of our planned activities on our Eagle Ford and Austin Chalk acreage, which is located in oil and liquids prone areas of the plays. In addition to the Haynesville shale, our east Texas and north Louisiana assets have multiple, recognized geologic horizons, including the Middle Bossier shale, Cotton Valley and Hosston (Travis Peak) formations. We also believe there is additional resource potential in our oil and natural gas prospects in southeast New Mexico and west Texas, along with our natural gas prospects in southwest Wyoming and adjacent areas in Utah and Idaho.

- *Large, Multi-year, Development Drilling Inventory.*

Within our northwest Louisiana/east Texas and south Texas regions, we have identified 818 gross and 313 net drilling locations, including 197 gross and 157 net locations in the Eagle Ford shale play and 545 gross and 104 net locations in the Haynesville shale play. At September 30, 2011, these identified drilling locations included 2 gross and 2 net locations to which we have assigned proved undeveloped reserves in the Eagle Ford shale play and 95 gross and 15 net locations to which we have assigned proved undeveloped reserves in the Haynesville shale play. We have identified 28 gross and 26 net locations in the Eagle Ford shale play and 25 gross and 2 net locations in the Haynesville shale play that we expect to drill in 2012, the completion of which would represent approximately 14% and 5% of our identified gross drilling locations in these two areas at September 30, 2011, respectively. Additionally, we expect to identify and develop additional locations across our broad exploration portfolio as we evaluate our Cotton Valley, Austin Chalk, Meade Peak and Delaware and Midland Basin assets. We believe our multi-year, identified drilling inventory and exploration portfolio provide visible near-term growth in our production and reserves, and highlight the long-term resource potential across our asset base.

- *Financial Flexibility to Fund Expansion.*

Historically, we have maintained financial flexibility by obtaining capital through shareholder investments and our operational cash flows while having access to additional borrowings, which has allowed us to take advantage of acquisition opportunities as they arise. At September 30, 2011, on an as adjusted basis to give effect to this offering and our use of proceeds, we expect to have at least \$98.7 million available for borrowings under our credit agreement after giving effect to outstanding letters of credit. Excluding any possible acquisitions, we expect to maintain our current financial flexibility by funding our entire 2012 capital expenditure budget through the net proceeds we receive from this offering, together with our cash flows and future potential

borrowings under our credit agreement. We anticipate that we may need to access future borrowings under our credit agreement within 60 to 90 days following completion of this offering to fund a portion of our 2012 capital expenditure requirements in excess of amounts available from our cash flows and the net proceeds of this offering. Our availability of capital as described above will also allow us to maintain our competitiveness in seeking to acquire additional oil and natural gas properties as opportunities arise. A strong balance sheet and interest savings should also reduce unit costs and increase profitability. In addition, since a large portion of our Eagle Ford and Haynesville acreage was held by production at September 30, 2011, we have the financial flexibility to allocate our capital when we believe it is economical and justified.

- *Experienced and Incentivized Management, Technical Team and Board.*

Our management and technical teams possess extensive oil and natural gas expertise with an average of over 25 years of relevant industry experience from companies such as Matador Petroleum Corporation, S. A. Holditch & Associates, Inc., Schlumberger Limited, Conoco and ARCO, and we believe they have a demonstrated record of growth and financial discipline over many years. The management team has experience in drilling and completing hundreds of vertical and horizontal wells in unconventional resource plays, including the Cotton Valley, Bossier, Wilcox/Vicksburg, Austin Chalk, Haynesville and Eagle Ford plays. Our management team's experience is complemented by a strong technical team with deep knowledge of advanced geophysical, drilling and completion technologies who are active members of their professional societies. Additionally, we have a group of board members and special advisors with considerable experience and expertise in the oil and natural gas industry and in managing other successful enterprises who provide insight and perspective regarding our business and the evaluation, exploration, engineering and development of our prospects. In addition to its considerable experience, our management team currently owns and will continue to own a significant direct ownership interest in us immediately following the completion of this offering. We believe our management team's direct ownership interest, as well as their ability to increase their holdings over time through our long-term incentive plan, aligns management's interests with those of our shareholders.

- *Extensive Geologic, Engineering and Operational Experience in Unconventional Reservoir Plays.*

The individuals on our technical team are highly experienced in analyzing unconventional reservoir plays and in horizontal drilling, completion and production operations in a number of geographic areas. Our geologists have extensive experience in analyzing unconventional reservoir plays throughout the United States, including our principal areas of interest, by using the latest imaging technology, such as 2-D and 3-D seismic interpretation, and petrophysical analysis. In addition, our technical team has been directly involved in over 26 different horizontal well drilling and/or operations programs in both onshore and offshore formations located in the United States and abroad. Our team's diverse and broad horizontal drilling experience includes most, if not all, techniques used in modern day drilling. Additionally, our team has in-depth experience with various horizontal completion techniques and their applications in various unconventional plays. We intend to leverage our team's geological expertise and horizontal drilling and completion experience to develop and exploit our large, multi-year development drilling inventory.

- *Multi-Disciplined Approach to New Opportunities.*

Our process for evaluating and developing new oil and natural gas prospects is a result of what we believe is an organizational philosophy that is dedicated to a systematic, multi-disciplinary approach to new opportunities with an emphasis on incorporating petroleum systems,

geosciences, technology and finance into the decision-making process. We recognize the importance of consulting multiple individuals in our organization across all disciplines and all levels of responsibility prior to making exploration, acquisition or development decisions and the formulation of key criteria for successful exploration and development projects in any given play to enhance our decision-making. We also conduct a post-completion review of our major decisions to determine what we did right and where we need to improve. At times, this approach results in a decision to accelerate our drilling program or expand our positions in certain areas. Other times, this approach results in a decision to mitigate risk associated with our exploration and development programs by sharing operational risks and costs with other industry participants or exiting an area altogether. We believe this multi-disciplined approach underpins our track record of value creation and represents the best way to deliver consistent, year-over-year results to our shareholders.

Recent Developments

Recent Results

At January 16, 2012, we had drilled an aggregate of 11 Eagle Ford horizontal wells as operator. Seven of these wells have been completed and are producing. One of these wells, the Martin Ranch #8H in La Salle County, Texas, is currently undergoing completion operations, and we anticipate that two additional wells, the Martin Ranch #6H and the Martin Ranch #7H, will be completed in the near future. The Matador Sickenius ORCA #1H in Karnes County, Texas is also expected to be completed during the first quarter of 2012. At January 16, 2012, we had two contracted drilling rigs operating in the Eagle Ford play: one in La Salle County and the second in Karnes County.

For the month of December 2011, our daily production averaged approximately 43.4 MMcfe per day, including 39.8 MMcf of natural gas per day and 600 Bbl of oil per day. During the first 11 days of January 2012, our daily production averaged approximately 53.2 MMcfe per day, including 42.4 MMcf of natural gas per day and 1,800 Bbl of oil per day.

In December 2011, four of our Eagle Ford wells, the Martin Ranch #2H, #3H and #5H in La Salle County, Texas and the Lewton #1H in DeWitt County, Texas, began producing. In January 2012, we estimated that these four wells and six associated proved undeveloped locations increased our proved oil and natural gas reserves by approximately 2.8 million barrels of oil and 4.2 Bcf of natural gas as of December 31, 2011. These incremental estimates of proved reserves were prepared by our engineering staff and have been reviewed for reasonableness by Netherland, Sewell & Associates, Inc., our independent reservoir engineers. These estimates were determined in accordance with guidelines established by the Securities and Exchange Commission for estimating and reporting oil and natural gas reserves. At January 16, 2012, we had not yet completed the estimates of our proved oil and natural gas reserves for the remainder of our properties at December 31, 2011.

Other Developments

Between November 2011 and January 2012, we entered into various costless collars to mitigate our exposure to oil price volatility and enhance predictability of our cash flows in 2012 and 2013. As of January 13, 2012, we have hedged a total of 1,060,000 Bbl of oil for 2012 and a total of 780,000 Bbl of oil for 2013. For 2012, all collars have a price floor of \$90.00/Bbl and price ceilings that range from \$104.20/Bbl to \$113.75/Bbl. For 2013, all collars have price floors of \$85.00/Bbl or \$90.00/Bbl and price ceilings that range from \$102.25/Bbl to \$110.40/Bbl. These costless collars may limit our potential gains if oil prices rise

[Table of Contents](#)

[Index to Financial Statements](#)

above the specified price ceilings. For additional information, see “Risk Factors—Hedging Transactions, or the Lack Thereof, May Limit Our Potential Gains and Could Result in Financial Losses” and “Management’s Discussion and Analysis of Financial Condition and Results of Operations—Quantitative and Qualitative Disclosures About Market Risk—Commodity Price Exposure.”

In December 2011, we amended and restated our senior secured revolving credit agreement. This amendment increased the maximum facility amount from \$150 million to \$400 million. Borrowings are limited to the lesser of \$400 million or the borrowing base, which will be \$100 million immediately following this offering.

In November and December 2011, we completed three additional operated Eagle Ford horizontal wells, the Martin Ranch #2H, #3H and #5H in northeastern La Salle County, Texas. During initial flow tests on these wells, the Martin Ranch #2H tested at approximately 1,310 Bbls of oil and 1.8 MMcf of natural gas per day, the Martin Ranch #3H tested at approximately 620 Bbls of oil and 0.5 MMcf of natural gas per day, and the Martin Ranch #5H tested at approximately 810 Bbls of oil and 0.6 MMcf of natural gas per day. All three wells were turned to sales in late December 2011. We are the operator and have a 100% working interest in these three wells.

In August 2011, we completed our fourth operated Eagle Ford horizontal well, the Lewton #1H in DeWitt County, Texas. This well began producing to sales in late December 2011, and in early January 2012, the well was producing at approximately 2.7 MMcf of natural gas and 600 Bbls of condensate per day during an initial flow test and began producing to sales in late December 2011. We are the operator of this well and paid 100% of the costs to drill and complete the well. We will receive 85% of the revenues attributable to the working interest in the well until we have recovered all of our acquisition, drilling and completion costs, after which time, our partner will receive 50% of the revenues attributable to the working interest in the well and we and our partner will each maintain a 50% working interest in the well.

Between March and July 2011, we acquired leasehold interests in approximately 6,300 gross and 4,800 net acres in DeWitt, Karnes, Wilson and Gonzales Counties, Texas in the Eagle Ford shale play from Orca ICI Development, JV. We believe that all of this acreage is in an oil and liquids prone area of the Eagle Ford play. We believe that the acreage in Wilson and Gonzales Counties and a portion of DeWitt County will be prospective for oil and liquids from the Austin Chalk formation in addition to the Eagle Ford. We paid approximately \$31.5 million to acquire this acreage. We currently own a 50% working interest in the acreage (approximately 2,800 gross and 1,400 net acres) in DeWitt County and are the operator. We currently own a 100% working interest in the acreage (approximately 3,500 gross and 3,400 net acres) in Karnes, Wilson and Gonzales Counties and are the operator.

In March 2011, first sales of natural gas began from our Williams 17 H#1 well, located in what we believe to be the core area of the Haynesville shale play in northwest Louisiana. We began producing this well at a constrained rate of about 10.0 MMcf of natural gas. During November 2011, this well produced at an average daily rate of 4.5 MMcf of natural gas per day, and through November 30, 2011, had produced approximately 1.7 Bcf of natural gas. We are the operator and have a 100% working interest and a favorable 87.5% net revenue interest in this well.

In February 2011, we completed our third operated Eagle Ford horizontal well, the Affleck #1H, in eastern Dimmit County, Texas. This well tested at approximately 415 Bbls of oil and 5.4 MMcf of natural gas per day during an initial flow test. During November 2011, this well produced at an average daily rate of 0.9 MMcf of natural gas and 70 Bbls of oil per day. We are the operator and have a 100% working interest in this well.

[Table of Contents](#)

[Index to Financial Statements](#)

In January 2011, we completed a private placement offering of 1,922,199 shares of our Class A common stock at \$11.00 per share for an aggregate amount of \$21,144,189.

In January 2011, we completed our second operated Eagle Ford horizontal well, the Martin Ranch #1H, in northeastern La Salle County, Texas. First sales of oil and natural gas from this well began in late March at approximately 700 Bbls of oil and 350 Mcf of natural gas per day. During November 2011, the well produced at an average daily rate of approximately 520 Bbls of oil and 0.6 MMcf of natural gas per day, and through November 30, 2011, had produced a total of approximately 111,000 Bbls of oil and 135 MMcf of natural gas. We are the operator and have a 100% working interest in this well.

In January 2011, first sales of oil and natural gas began from our first operated Eagle Ford horizontal well, the JCM Jr. Minerals #1H, in southern La Salle County, at approximately 3.4 MMcf of natural gas and 135 Bbls of condensate per day. During November 2011, the well produced at an average daily rate of approximately 0.6 MMcf of natural gas and 12 Bbls of condensate per day, and through November 30, 2011, had produced a total of approximately 416 MMcf of natural gas and 10,900 Bbls of condensate. We are the operator and have a 100% working interest in this well.

In January 2011, we completed our first horizontal Cotton Valley well, the Tigner Walker H#1-Alt., in DeSoto Parish, Louisiana. First sales of natural gas from this well began in late January at approximately 4.6 MMcf of natural gas per day. During November 2011, the well produced at an average daily rate of approximately 1.9 MMcf of natural gas per day, and through November 30, 2011, had produced a total of approximately 900 MMcf of natural gas. We are the operator and have a 100% working interest in this well subject to a reversionary interest at payout.

On December 31, 2010, first sales of natural gas began from our L.A. Wildlife H#1 Alt. horizontal well, located in what we believe to be the core area of the Haynesville shale play in northwest Louisiana. We began producing this well at a constrained rate of about 10.0 MMcf of natural gas per day. During November 2011, the well produced at an average daily rate of approximately 10.0 MMcf of natural gas per day, and through November 30, 2011, had produced a total of approximately 3.2 Bcf of natural gas. We are the operator and have a 95% working interest in this well.

Other Significant Prior Events

Chesapeake Transaction

In July 2008, we consummated a transaction with a subsidiary of Chesapeake Energy Corporation for the sale of the deep rights underlying the acreage in our Elm Grove/Caspiana properties in southern Caddo Parish, Louisiana. We retained a carried interest in the initial well drilled in each of the sections in which we held leases. The deep rights were below the depth of any producing wells previously drilled by us and represented primarily the rights to explore for and develop the Haynesville shale underlying the Cotton Valley formation that was producing from the wells in our Elm Grove/Caspiana properties. The deep rights assigned to Chesapeake also included the Middle Bossier shale formation located between the base of the Cotton Valley formation and the top of the Haynesville shale. At the time of the Chesapeake transaction, we had no production from and no reserves assigned to the Haynesville shale play. We retained all rights to those depths above the base of the Cotton Valley formation, as well as all existing and future production and reserves from those formations. We reserved the right to be reassigned a proportionately reduced 25% working interest in each well drilled to the Haynesville shale by Chesapeake in each regular spacing unit established for the Haynesville shale which includes any of the rights we previously assigned to Chesapeake. Chesapeake agreed to carry us for all of the drilling and completion costs attributable to our

[Table of Contents](#)

[Index to Financial Statements](#)

interest in the first well drilled in each Haynesville spacing unit. In addition, we have the right to participate in subsequent wells drilled in each such spacing unit to the Haynesville shale on the basis of a proportionately reduced 25% non-carried working interest. We also reserved an overriding royalty interest in certain of the deep rights that were sold. At September 30, 2011, Chesapeake had paid all of our costs for drilling and completing 22 gross wells to the Haynesville shale, and we will have a carried interest in two additional gross wells that we expect will be completed before the end of 2011.

Stroud Transaction

In August 2009, we acquired from Stroud Exploration Company, L.L.C. and Stroud Petroleum, Inc. 95% of the deep rights below the base of the Cotton Valley formation underlying approximately 600 acres prospective for the Haynesville shale play to the immediate southwest of our Elm Grove/Caspiana acreage. We also took title to an existing vertical Haynesville well that was holding this acreage by production. We were obligated to reassign this vertical Haynesville well to Stroud following the completion of our first horizontal Haynesville well drilled on this acreage, at which time, Stroud would recomplete this vertical well in the Cotton Valley formation. On December 31, 2010, first sales of natural gas began from our L.A. Wildlife H #1 Alt. well, the first Haynesville horizontal well that we drilled on this acreage. We began producing this well at a constrained rate of about 10.0 MMcf of natural gas per day. During November 2011, the well produced at an average daily rate of approximately 10.0 MMcf of natural gas per day, and through November 30, 2011, had produced a total of approximately 3.2 Bcf of natural gas. We are the operator and have a 95% working interest in this well. In March 2011, we reassigned the vertical well to Stroud Exploration, reserving our rights below the base of the Cotton Valley formation.

Alliance Capital Participation Agreement

In May 2010, Roxanna Rocky Mountains, LLC and Alliance Capital Real Estate, Inc., an affiliate of AllianceBernstein L.P., entered into a participation agreement with our subsidiary, MRC Rockies Company, or MRC Rockies, regarding our Meade Peak shale prospect in southwest Wyoming and adjacent areas in Utah and Idaho. Under this agreement, Alliance Capital Real Estate agreed to pay up to \$4.2 million of the cost to drill and core an initial test well in the Meade Peak shale and MRC Rockies agreed to pay up to an additional \$630,000 to conclude such operations, if necessary. Each entity has agreed to pay 50% of any costs over \$4.83 million for the initial test well. Roxanna Rocky Mountains elected to participate for up to a 10% working interest in the initial test well with the costs for its working interest to be carried by MRC Rockies. The 10% carried working interest participation by Roxanna Rocky Mountains in the initial test well was assigned from MRC Rockies' 50% working interest in the leases within the 5,760 gross acres around the drill site.

After receipt of the laboratory analysis of the whole core data from the initial test well, Alliance Capital Real Estate has the option to purchase up to a 50% working interest in the balance of all the leases in the prospect owned by MRC Rockies, to elect to drill and complete a second test well in the prospect at an agreed upon location or to elect not to proceed with further exploration of the prospect. If it elects to drill a second test well, it will pay up to \$5.0 million of the costs to drill and complete, and to perform a production test on, the well. Each entity will pay 50% of any costs over \$5.0 million. After drilling and production testing the second test well, Alliance Capital Real Estate has a second option to purchase up to a 50% working interest in the balance of the leases owned by MRC Rockies in the prospect. If Alliance Capital Real Estate elects to drill a second test well, Roxanna Rocky Mountains will have a similar option to participate for up to a 10% carried working interest in the second test well, which will be assigned from MRC Rockies' 50% working interest in the leases within the 5,760 gross acres around the second drill site. If Roxanna Rocky Mountains elects not to participate in the second test well, Roxanna Rocky Mountains

[Table of Contents](#)

[Index to Financial Statements](#)

will relinquish all of its rights in the leases within the 5,760 gross acres around the second drill site, other than its reserved 2.5% overriding royalty interest.

Roxanna Rocky Mountains will bear and pay its proportional working interest share of all lease maintenance costs on these two test wells and has the right to participate and pay its proportional working interest share of all costs, on a well-by-well basis, in the drilling of any subsequent well proposed to be drilled on the prospect, except that Roxanna Rocky Mountains will not have the right to participate in the 5,760 acres around any second test well if it relinquishes its working interest in the leases in that area because it elects not to participate.

The parties also agreed to a large area of mutual interest for the prospect over a 10-year period. All operations in the prospect are governed by the terms of a joint operating agreement, with the parties bearing their respective working interest shares of the costs of any subsequent wells drilled on the prospect after the first two test wells. All working interests owned by the parties in the prospect will be subject to a proportionally reduced 2.5% overriding royalty interest owned by Roxanna Rocky Mountains in the leases. We will be the operator of the first two test wells, if both are drilled, and are the operator for the project under the joint operating agreement. We began drilling the initial test well, the Crawford Federal #1 well in Lincoln County, Wyoming, in February 2011. We reached a depth of 8,200 feet, approximately 300 feet above the top of the Meade Peak shale, before having operations suspended for several months due to wildlife restrictions. We resumed operations on this initial test well in September 2011 and completed drilling and coring operations on this well in November 2011.

Acquisition of Bureau of Land Management Leases

In July 2010, we acquired approximately 850 gross and net acres in northwest Louisiana under two separate leases taken from the U.S. Bureau of Land Management that are primarily prospective for both the Haynesville and Middle Bossier shale plays. These leases have a ten-year primary term and a 12.5% lessor's royalty. As part of the acquisition, we acquired the rights to one complete, approximately 640-acre, section in which we have a 100% working interest and are the operator. In March 2011, first sales of natural gas began from our Williams 17 H#1 well located in this section which we believe is in the core area of the Haynesville shale play. We began producing this well at a constrained rate of about 10.0 MMcf of natural gas per day. During November 2011, the well produced at an average rate of approximately 4.5 MMcf of natural gas per day and, through November 30, 2011, had produced approximately 1.7 Bcf of natural gas. We are the operator and have a 100% working interest in this well.

Glasscock Ranch Acquisition

On December 1, 2010, we acquired leasehold interests in approximately 8,900 gross and net acres in southeast Zavala County, Texas in the Eagle Ford shale play. We currently anticipate that this area of the Eagle Ford shale play will be predominantly prospective for oil and liquids. This acreage is also prospective for oil and liquids from other formations including the shallower Austin Chalk formation. We paid approximately \$31.5 million to acquire this acreage. We own a 100% working interest in this property and are the operator.

Principal Areas of Interest

Our focus since inception has been the exploration for oil and natural gas in unconventional resource plays with a particular focus over the last few years in the Haynesville shale play and more recently in the

[Table of Contents](#)

[Index to Financial Statements](#)

Eagle Ford shale play. Our exploration efforts have concentrated primarily on known hydrocarbon-producing basins with well-established production histories offering the potential for multiple-zone completions. We have also sought to balance the risk profile of our prospects, as well as to explore for more conventional targets in addition to the unconventional resource plays.

At December 2011, our principal areas of interest consist of (1) the Eagle Ford shale play in south Texas, (2) the Haynesville shale play, including the Middle Bossier shale play, as well as the traditional Cotton Valley and Hosston (Travis Peak) formations in northwest Louisiana and east Texas, (3) the Meade Peak shale play in southwest Wyoming and the adjacent areas of Utah and Idaho and (4) southeast New Mexico and west Texas, including the Delaware and Midland Basins.

South Texas

Eagle Ford Shale and Other Formations

The Eagle Ford shale extends across portions of south Texas from the Mexican border into east Texas forming a band roughly 50 to 100 miles wide and 400 miles long. The Eagle Ford is an organically rich calcareous shale, in places transitioning to an organic, argillaceous lime-mudstone. It lies between the deeper Buda limestone and the shallower Austin Chalk formation. Most, if not all, of the oil found in the Austin Chalk and Buda formations is generally believed to be sourced from the Eagle Ford shale. In the prospective areas for the Eagle Ford shale, the interval averages 200 feet thick, is found at depths ranging from as shallow as 4,000 feet to as deep as 13,000 feet, and in much of the deeper portions of the play is overpressured. The Eagle Ford shale has a total organic carbon content of 1% to 7% that is comparable to the Haynesville shale, and is generally porous, with core-measured porosities ranging between 4% and 14%.

Along the entire length of the Eagle Ford trend the structural dip of the formation is consistently down to the south with relatively few, modestly sized structural perturbations. As a result, depth of burial increases consistently southwards along with the thermal maturity of the formation. Where the formation is shallow, it is less thermally mature and therefore more oil prone, and as it gets deeper and becomes more thermally mature, the Eagle Ford shale is more natural gas prone. The transition between being more oil prone and more natural gas prone includes an interval that typically produces wet gas with condensate. We believe that almost 85% of our Eagle Ford acreage lies within those portions of the Eagle Ford shale that are prone to produce oil or wet gas with condensate.

Most of the current Eagle Ford shale activity is concentrated in Atascosa, Bee, DeWitt, Dimmit, Frio, Gonzales, Karnes, La Salle, Lavaca, Live Oak, Maverick, McMullen, Webb, Wilson and Zavala Counties in south Texas. The first horizontal wells drilled specifically for the Eagle Ford shale were drilled in 2008, leading to a discovery in La Salle County. Since then, the play has expanded significantly across a large portion of south Texas.

Public information indicates that operators are typically drilling 3,500 to 7,000 feet horizontal laterals and applying hydraulic fracture stimulation in multiple stages along the full length of the horizontal laterals to complete the wells and establish production. Although production rates vary across the different areas of the play, initial production rates in the oil areas have been reported as high as 1,000 to 1,500 Bbls of oil per day with varying amounts of associated natural gas. In the natural gas areas of the Eagle Ford play, initial production rates as high as 5.0 to 15.0 MMcfe per day have been reported with varying amounts of associated oil and liquids.

At September 30, 2011, our aggregate leasehold interests consisted of approximately 52,000 gross acres and 29,000 net acres in the Eagle Ford shale play in Atascosa, DeWitt, Dimmit, Karnes, La Salle,

[Table of Contents](#)

[Index to Financial Statements](#)

Gonzales, Webb, Wilson and Zavala Counties in south Texas. We believe portions of this acreage are also prospective for the Austin Chalk, Buda, Olmos and other formations, from which we expect to produce predominantly oil and liquids. In particular, the Austin Chalk formation, which is a naturally fractured carbonate ranging in thickness from 200 to 400 feet, has produced from several fields on or nearby portions of our acreage. Our Zavala County acreage, for example, is located within the historic Pearsall (Austin Chalk) field.

We believe that almost 85% of our Eagle Ford acreage is prospective predominantly for oil and liquids. We expect to use a portion of the net proceeds we receive from this offering to explore and develop this acreage and to acquire additional acreage in south Texas as we seek to actively grow the oil and liquids component of our production and reserves. We currently own a 100% working interest in approximately 26,000 gross acres and 23,000 net acres in Dimmit, Gonzales, Karnes, La Salle, Webb, Wilson and Zavala Counties and a 50% working interest in approximately 2,800 gross and 1,400 net acres in DeWitt County and are the operator of this acreage. We also own an approximate 21% working interest in approximately 23,000 gross acres in Atascosa County operated by EOG Resources, Inc. At September 30, 2011, approximately 80% of our Eagle Ford acreage is either held by production or not burdened by lease expirations before 2013.

At January 16, 2012, we had drilled and completed seven Eagle Ford wells on our operated properties, and all of these wells are producing to sales. At that date, we had also participated in two Eagle Ford wells with EOG Resources, Inc. as operator, on the Atascosa County acreage. Our first operated Eagle Ford horizontal well, the JCM Jr. Minerals #1H in southern La Salle County along the Edwards Reef, was completed in November 2010. First sales of oil and natural gas began from this well in late January 2011, and during November 2011, the well produced at an average daily rate of approximately 0.6 MMcf of natural gas and 12 Bbls of condensate per day. Our second operated Eagle Ford horizontal well, the Martin Ranch #1H in northeastern La Salle County, was completed in January 2011 and tested approximately 1,200 Bbls of oil per day during an initial flow test. First sales of oil and natural gas from this well began in late March at approximately 700 Bbls of oil and 350 Mcf of natural gas per day. During November 2011, the well produced at an average daily rate of approximately 520 Bbls of oil and 0.6 MMcf of natural gas per day. Our third operated Eagle Ford horizontal well, the Affleck #1H, was completed in February 2011 in eastern Dimmit County, Texas, and tested at approximately 415 Bbls of oil and 5.4 MMcf of natural gas per day during an initial flow test. During November 2011, the well produced at an average daily rate of 0.9 MMcf of natural gas and 70 Bbls of oil per day. In August 2011, we completed our fourth operated Eagle Ford horizontal well, the Lewton #1H in DeWitt County, Texas. This well began producing to sales in late December 2011, and in early January 2012, the well was producing at approximately 2.7 MMcf of natural gas and 600 Bbls of condensate per day.

In November and December 2011, we completed three additional operated Eagle Ford horizontal wells, the Martin Ranch #2H, #3H and #5H in northeastern La Salle County, Texas. During initial flow tests on these wells, the Martin Ranch #2H tested at approximately 1,310 Bbls of oil and 1.8 MMcf of natural gas per day, the Martin Ranch #3H tested at approximately 620 Bbls of oil and 0.5 MMcf of natural gas per day, and the Martin Ranch #5H tested at approximately 810 Bbls of oil and 0.6 MMcf of natural gas per day. All three wells were turned to sales in late December 2011. As we are in the initial stages of our Eagle Ford operations, we have only a small amount of production and proved reserves attributable to this acreage.

Between March and July 2011, we acquired leasehold interests in approximately 6,300 gross and 4,800 net acres in DeWitt, Karnes, Wilson and Gonzales Counties, Texas in the Eagle Ford shale play from Orca ICI Development, JV. We paid approximately \$31.5 million to acquire this acreage. We currently own a 50% working interest in the acreage (approximately 2,800 gross and 1,400 net acres) in DeWitt County and

[Table of Contents](#)

[Index to Financial Statements](#)

are the operator. We currently own a 100% working interest in the acreage (approximately 3,500 gross and 3,400 net acres) in Karnes, Wilson and Gonzales Counties and are the operator.

We will pay 100% of the costs to drill and complete the first six wells drilled on the acreage in DeWitt County. We will have an 85% working interest in these six wells until we have recovered all of our acquisition, drilling and completion costs from each well, at which time Orca's working interest will increase to 50%. When the cumulative production from each of the first six wells reaches 500,000 BOE, on a well-by-well basis, then Orca's working interest in that well increases to 55%. If the cumulative production from each of the first six wells reaches 750,000 BOE, on a well-by-well basis, then Orca's working interest in that well will increase to 70%. Both we and Orca will own a 50% working interest in all subsequent wells drilled after the first six wells on the acreage in DeWitt County.

We will have a 100% working interest in the first five wells drilled on the acreage in Karnes, Wilson and Gonzales Counties. When we have recovered all of our acquisition, drilling and completion costs from each of these five wells, Orca may elect, on a well-by-well basis, to back-in for a 25% working interest in these wells. In addition, Orca retains a one-time election for a short period of time after we complete these first five wells to participate for a 25% working interest in all subsequent wells drilled on this acreage by paying a purchase price equal to 25% of our costs to acquire the acreage in Karnes, Wilson and Gonzales Counties.

In addition to the Eagle Ford potential on our acreage, we believe that approximately 24,000 gross acres and 15,000 net acres in south Texas are prospective primarily for the Austin Chalk formation, which has historically been targeted by operators in south Texas. We have not yet drilled an Austin Chalk well, and although we believe that other prospective well locations exist on this acreage, we have only included 16 gross and net well locations in our total identified drilling locations at September 30, 2011.

Northwest Louisiana and East Texas

Most of our current production and proved reserves is attributable to our acreage in northwest Louisiana and east Texas. For the nine months ended September 30, 2011 about 76% of our daily production, or 32.1 MMcfe per day, was produced from the Haynesville shale, with another 16%, or 7.0 MMcfe per day, produced from the Cotton Valley and other shallower formations in this area. At September 30, 2011, approximately 84% of our proved reserves, or 136.6 Bcfe, was attributable to the Haynesville shale underlying this acreage with another 10% of our proved reserves, or 16.1 Bcfe, associated with the Cotton Valley and shallower formations. In addition, we are evaluating the Bossier shale play which is generally encountered above the Haynesville shale and below the Cotton Valley formation.

We operate all of our Cotton Valley and shallower production under this acreage, as well as all of our Haynesville production on the acreage outside of what we believe to be the core area of the Haynesville play. Of the approximately 5,500 net acres that we consider to be in the core area of the Haynesville play, we operate about 22% of that acreage.

Haynesville and Middle Bossier Shales

The Haynesville shale is an organically rich, overpressured marine shale found below the Cotton Valley and Bossier formations and above the Smackover formation at depths ranging from 10,500 to 13,500 feet across a broad region throughout northwest Louisiana and east Texas, including principally Bossier, Caddo, DeSoto and Red River Parishes in Louisiana and Harrison, Rusk, Panola and Shelby Counties in Texas. The Haynesville shale has a typical thickness ranging from 100 to 300 feet. Total organic carbon ranges from 0.5% to 5.0%, with core-measured porosities from 3% to 15%. The Haynesville shale produces primarily dry natural gas with almost no associated liquids.

[Table of Contents](#)

[Index to Financial Statements](#)

The oil and natural gas industry has focused significant attention on the Haynesville shale play over the last three years, and the play is currently one of the most active and economically viable in the United States. Operators are typically drilling 4,500 to 5,000 feet horizontal laterals and applying hydraulic fracture stimulation in multiple stages along the entire length of the horizontal laterals to complete the wells and establish production. Although initial production rates vary widely across the play, initial production rates as high as 20.0 to 25.0 MMcf per day of natural gas have been reported by operators from horizontal wells drilled and completed in the Haynesville shale.

The Bossier shale is overpressured and is often divided into lower, middle and upper units. The Middle Bossier shale appears to be productive for natural gas under large portions of DeSoto, Red River and Sabine Parishes in Louisiana and Shelby and Nacogdoches Counties in Texas, where it shares many similar productive characteristics to the deeper Haynesville shale. Typically, the Middle Bossier shale is found at depths ranging from 500 to 800 feet shallower than the Haynesville shale, has a typical thickness ranging from 150 to 300 feet, has core-measured porosities ranging between 5% and 14%, and total organic carbon values between 0.5% and 4%. Although there is some overlap between the Bossier and Haynesville shale plays, the two plays appear quite distinct and a separate horizontal wellbore is typically needed for each formation.

We have leasehold and mineral interests in approximately 23,000 gross and 15,000 net acres prospective for the Haynesville shale. Portions of our acreage are located in Caddo, DeSoto, Bossier and Red River Parishes, Louisiana and in Harrison County, Texas. This acreage includes just over 5,500 net acres in what we believe is the core area of the play. Just over 90% of our Haynesville acreage is held by production and portions of it are also producing from and, we believe, prospective for the Cotton Valley, Hosston (Travis Peak) and other shallower formations. In addition, we believe that approximately 1,700 net acres are prospective for the Middle Bossier play as well. We have not yet drilled a Middle Bossier shale well, and although we believe that prospective well locations exist on this acreage, we have not yet included any Middle Bossier locations in our identified drilling locations at September 30, 2011.

Within the 5,500 net acres that we believe to be in the core area of the Haynesville shale play, we are the operator in two sections where we have working interests of 95% and 100% in all wells to be drilled. In October 2010, as operator, we drilled and completed our L.A. Wildlife H #1 horizontal Haynesville well in the section in which we have a 95% working interest and on December 31, 2010 first sales of natural gas began from this well. During November 2011, the well produced at an average daily rate of approximately 10.0 MMcf of natural gas per day, and through November 30, 2011, had produced a total of approximately 3.2 Bcf of natural gas. In March 2011, we completed our operated Williams 17 H #1 horizontal Haynesville well on the second section where we have a 100% working interest. During November 2011, this well produced at an average daily rate of 4.5 MMcf of natural gas per day and, through November 30, 2011, had produced approximately 1.7 Bcf of natural gas. We began producing both of these wells at a constrained rate of about 10.0 MMcf of natural gas per day. We have identified 12 gross and approximately 12 net potential additional Haynesville locations that we may drill and operate in the future in these two sections.

The remainder of our acreage in the core area of the Haynesville shale play, about 4,300 net acres, is operated by other companies. As described above in “Business—Other Significant Prior Events—Chesapeake Transaction,” just over half of our non-operated Haynesville acreage in this area of the play results from our transaction with Chesapeake in July 2008. The remainder of our non-operated Haynesville acreage is attributable to leasehold interests that we hold in approximately 87 sections in Caddo, DeSoto, Bossier and Red River Parishes. Our working interests in the Haynesville wells in these sections range from less than 1% to more than 30%. At September 30, 2011, we were participating in 90 non-operated Haynesville wells with Chesapeake and other operators, including producing wells and wells being drilled and completed at that time. At September 30, 2011, our production from these wells averaged approximately 19 MMcf per day.

Cotton Valley, Hosston (Travis Peak) and Other Shallower Formations

Prior to initiating natural gas production from the Haynesville shale in 2009, almost all of our production and reserves in northwest Louisiana and east Texas were attributable to wells producing from the Cotton Valley formation. We own almost all of the shallow rights from the base of the Cotton Valley formation to the surface under our acreage in northwest Louisiana and east Texas.

All of the shallow rights underlying our acreage in our Elm Grove/Caspiana properties in northwest Louisiana, approximately 10,000 gross and net acres, is held by existing production from the Cotton Valley formation or the Haynesville shale. The Cotton Valley formation was the primary producing zone in the Elm Grove field prior to discovery of the Haynesville shale. The Cotton Valley formation is a low permeability gas sand that ranges in thickness from 200 to 300 feet and has porosities ranging from 6% to 10%.

In January 2011, we completed our first horizontal Cotton Valley well, the Tigner Walker H #1-Alt. in our Elm Grove/Caspiana properties, in DeSoto Parish and commenced sales of natural gas from this well. Prior to this time, we had only drilled and completed vertical Cotton Valley and Hosston wells on these properties. During November 2011, this well produced at an average daily rate of approximately 1.9 MMcf of natural gas per day and through November 30, 2011, had produced a total of approximately 900 MMcf of natural gas. We are the operator and have a 100% working interest in this well. We have identified 60 gross and 36 net additional drilling locations for future Cotton Valley horizontal wells in our Elm Grove/Caspiana properties. We do not plan to drill any of these locations in 2012. As all of this acreage is held by existing production, we expect to allocate our near-term capital expenditures primarily to exploration and development of our Eagle Ford shale acreage in south Texas and to additional exploration and development of our Haynesville acreage in northwest Louisiana.

We also continue to hold the shallow rights by existing production or by leases that are still in their primary terms in our central and southwest Pine Island, Longwood, Woodlawn and other prospect areas in northwest Louisiana and east Texas. We hold an estimated 11,500 net leasehold and mineral acres by existing production in these areas.

Southwest Wyoming, Northeast Utah and Southeast Idaho — Meade Peak Shale

The Meade Peak shale is an organic-rich source rock that has sourced much of the oil and natural gas in conventional reservoirs in the western Wyoming and eastern Utah area. The Meade Peak shale has an observed shale thickness of 70 to 350 feet, total organic carbon of 3% to 7%, and vitrinite reflectance values ranging from 1.8% to 2.7%. The Meade Peak shale is encountered at drill depths of 3,000 to 14,000 feet, with the majority of our acreage in the depth range of 3,000 to 10,000 feet. The shale has been penetrated by over 100 wells in the area, most of which have natural gas shows. Seismic and subsurface data show distinct, stacked thrust plates with areas of sediment prospective for natural gas.

Together with our joint venture partner, Roxanna Rocky Mountains, LLC, we have assembled approximately 144,000 gross, or approximately 136,000 net, acres in southwest Wyoming and adjacent areas in Utah and Idaho as part of a natural gas shale exploratory prospect targeting the Meade Peak shale. The majority of this acreage, with lease terms of 5 to 10 years, has been acquired by us within the past four years, and we are the operator of this prospect. We have no production and no proved reserves attributable to this acreage at September 30, 2011.

We believe there have been no previous attempts to drill horizontally or to hydraulically fracture the Meade Peak shale in this area. Our focus to date has been to confirm the structure of the Meade Peak shale,

understand its characteristics and evaluate its potential. We have gathered well log data in the area and studied the petrophysical characteristics. In addition, we have purchased 2-D seismic data and have worked with a structural geologist that has experience in the immediate area to better understand the area's tectonic history.

As described in "Business — Other Significant Prior Events — Alliance Capital Participation Agreement," we are the operator of this prospect and have entered into a participation and joint operating agreement with other parties covering the initial exploration efforts and, if successful, the future development of this acreage. We began drilling the initial test well on this prospect, the Crawford Federal #1 well in Lincoln County, Wyoming, in February 2011. We reached a depth of 8,200 feet, approximately 300 feet above the top of the Meade Peak shale, before having operations suspended for several months due to wildlife restrictions. We resumed operations on this initial test well in September 2011 and completed drilling and coring operations on this well in November 2011.

Southeast New Mexico and West Texas — Delaware and Midland Basins

The Delaware and Midland Basins are mature exploration and production provinces with extensive developments in a wide variety of petroleum systems resulting in stacked target horizons in many areas. Historically, the majority of development in these basins has focused on relatively conventional reservoir targets, but we believe the combination of advanced formation evaluation, 3D seismic technology, horizontal drilling and hydraulic fracturing technology is enhancing the development potential of these basins.

One example of such an opportunity appears to be the so-called "Wolf-Bone" play of the Delaware Basin. Together, the Lower Permian age Bone Spring (also called Leonardian) and Wolfcamp formations span several thousand feet of stacked shales, sandstones, limestones and dolomites representing complex and dynamic submarine depositional systems that include several organic rich source rocks. Throughout these intervals, oil and natural gas have been produced primarily from conventional sandstone and carbonate reservoirs even though hydrocarbons are trapped in the tight sands, limestones and dolomites interbedded within organic rich shale. Recently, these hydrocarbon-bearing zones have been recognized by a number of operators as targets for horizontal drilling and multi-stage hydraulic fracturing techniques. As a result, several large industry players are expanding positions and conducting drilling programs throughout Lea and Eddy Counties in southeast New Mexico and Loving, Reeves and Ward Counties in west Texas.

Although the Delaware and Midland Basins have not been a primary focus of our recent operations or exploration efforts, we are currently developing new oil and natural gas prospects in these basins. Most notably, we have identified potential drilling opportunities on our acreage, particularly in southeast New Mexico, near old vertical wells, some of which have produced up to 1,000,000 BOE from the Wolfcamp formation and up to 500,000 BOE from the Bone Spring formation. These wells suggest a hydrocarbon-rich environment in the area of our acreage, and after completing our internal geologic studies, we may determine to drill a Wolfcamp or Bone Spring vertical well or to drill a horizontal well to test these formations on our acreage. At September 30, 2011, we had not included any potential drilling locations on our acreage in our total identified drilling locations, and we had not budgeted any capital expenditures to drill wells in southeast New Mexico or west Texas during 2012. We have budgeted \$20.0 million of our anticipated 2012 capital expenditures to acquire additional leasehold interests primarily prospective for oil and liquids production in areas of southeast New Mexico and west Texas where we are developing new prospects. Although we do have existing leasehold interests in this area, we believe approximately 7,700 gross and 4,900 net acres are no longer prospective, and we plan to let them expire without drilling.

[Table of Contents](#)

[Index to Financial Statements](#)

Operating Summary

The following table sets forth certain unaudited production data for the years ended December 31, 2010, 2009 and 2008 and the nine months ended September 30, 2011 and 2010:

Unaudited Production Data	Year Ended December 31,			Nine Months Ended September 30,	
	2010	2009	2008	2011	2010
Net Production Volumes:					
Oil (MBbls)	33	30	37	113	24
Natural gas (Bcf)	8.4	4.8	3.1	10.9	5.9
Total natural gas equivalents (Bcfe) ⁽¹⁾	8.6	5.0	3.3	11.6	6.0
Average daily production (MMcfe/d)	23.6	13.7	9.0	42.5	22.0
Average Sales Prices:					
Oil (per Bbl)	\$76.39	\$57.72	\$98.59	\$ 92.71	\$ 74.59
Natural gas, with realized derivatives (per Mcf)	\$ 4.38	\$ 5.17	\$ 8.32	\$ 4.19	\$ 4.49
Natural gas, without realized derivatives (per Mcf)	\$ 3.75	\$ 3.59	\$ 8.75	\$ 3.80	\$ 3.98
Operating Expenses (per Mcfe):					
Production taxes and marketing	\$ 0.23	\$ 0.22	\$ 0.50	\$ 0.41	\$ 0.21
Lease operating	\$ 0.61	\$ 0.94	\$ 1.41	\$ 0.49	\$ 0.63
Depletion, depreciation and amortization	\$ 1.81	\$ 2.15	\$ 3.67	\$ 1.95	\$ 1.82
General and administrative	\$ 1.13	\$ 1.42	\$ 2.50	\$ 0.81	\$ 1.13

(1) Estimated using a conversion ratio of one Bbl per six Mcf.

The following table sets forth information regarding our average net daily production and total production for the year ended December 31, 2010 from our primary operating areas:

	Average Net Daily Production			Total Net Production (MMcfe)	Percentage of Total Net Production
	Gas (Mcf/d)	Oil (Bbls/d)	Gas Equivalent (Mcf/d)		
South Texas:					
Eagle Ford	4	19	119	43	0.5
Austin Chalk ⁽¹⁾	-	-	-	-	-
Area Total	4	19	119	43	0.5
NW Louisiana/E Texas:					
Haynesville	17,127	1	17,132	6,253	72.7
Cotton Valley ⁽²⁾	5,840	40	6,074	2,218	25.8
Area Total	22,967	41	23,206	8,471	98.5
SW Wyoming, NE Utah, SE Idaho ⁽¹⁾	-	-	-	-	-
SE New Mexico, West Texas	43	31	228	83	1.0
Total	23,014	91	23,553	8,597	100.0

(1) We currently have no production from our acreage in southwest Wyoming and adjacent areas of Utah and Idaho and insignificant production from the Austin Chalk formation in south Texas.

(2) Includes the Cotton Valley formation and shallower zones and also includes one well producing from the Frio formation in Orange County, Texas and two wells producing from the San Miguel formation in Zavala County, Texas.

[Table of Contents](#)

[Index to Financial Statements](#)

The following table sets forth information regarding our average net daily production and total production for the nine months ended September 30, 2011 from our primary operating areas:

	Average Net Daily Production			Total Net Production (MMcfe)	Percentage of Total Net Production
	Gas (Mcf/d)	Oil (Bbls/d)	Gas Equivalent (Mcf/d)		
South Texas:					
Eagle Ford	1,320	316	3,214	877	7.6
Austin Chalk ⁽¹⁾	—	—	—	—	—
Area Total	1,320	316	3,214	877	7.6
NW Louisiana/E Texas:					
Haynesville	32,074	1	32,082	8,758	75.5
Cotton Valley ⁽²⁾	6,538	70	6,958	1,900	16.4
Area Total	38,612	71	39,040	10,658	91.9
SW Wyoming, NE Utah, SE Idaho ⁽¹⁾	—	—	—	—	—
SE New Mexico, West Texas	71	27	230	63	0.5
Total	40,003	414	42,484	11,598	100.0

(1) We currently have no production from our acreage in southwest Wyoming and adjacent areas of Utah and Idaho and insignificant production from the Austin Chalk formation in south Texas.

(2) Includes the Cotton Valley formation and shallower zones and also includes one well producing from the Frio formation in Orange County, Texas and two wells producing from the San Miguel formation in Zavala County, Texas.

Our total production of 11.6 Bcfe for the nine months ended September 30, 2011, was an increase of 93% over our total production of 6.0 Bcfe for the nine months ended September 30, 2010. This increased production is primarily due to drilling operations in the Haynesville shale, but also reflects initial production from our first two operated wells in the Eagle Ford shale. Our total production of 8.6 Bcfe for the year ended December 31, 2010, was an increase of 72% over our total production of 5.0 Bcfe for the year ended December 31, 2009. Most of this increase is attributable to our drilling operations in the Haynesville shale play. Our 2009 total production of 5.0 Bcfe was a 51% increase over our total production of 3.3 Bcfe in 2008. Most of this increase is attributable to our drilling operations in the Haynesville shale. In addition, as a result of production from new wells that were completed in 2011, our daily production for the nine months ended September 30, 2011 averaged approximately 42.5 MMcfe per day.

[Table of Contents](#)[Index to Financial Statements](#)**Producing Wells**

The following table sets forth information relating to producing wells at September 30, 2011. Wells are classified as oil or natural gas according to their predominant production stream. We do not have any currently active dual completions. We have an approximate average working interest of 92% in all wells that we operate. For wells where we are not the operator, our working interests range from less than 1% to as much as 44%, and average approximately 11%. In the table below, gross wells are the total number of producing wells in which we own a working interest, and net wells represent the total of our fractional working interests owned in the gross wells.

	<u>Natural Gas Wells</u>		<u>Oil Wells</u>		<u>Total Wells</u>	
	<u>Gross</u>	<u>Net</u>	<u>Gross</u>	<u>Net</u>	<u>Gross</u>	<u>Net</u>
South Texas:						
Eagle Ford	2.0	2.0	3.0	1.4	5.0	3.4
Austin Chalk ⁽¹⁾	—	—	—	—	—	—
Area Total	2.0	2.0	3.0	1.4	5.0	3.4
NW Louisiana/E Texas:						
Haynesville	83.0	10.6	—	—	83.0	10.6
Cotton Valley ⁽²⁾	106.0	69.7	2.0	2.0	108.0	71.7
Area Total	189.0	80.3	2.0	2.0	191.0	82.3
SW Wyoming, NE Utah, SE Idaho ⁽¹⁾	—	—	—	—	—	—
SE New Mexico, West Texas	1.0	0.6	12.0	5.1	13.0	5.7
Total	<u>192.0</u>	<u>82.9</u>	<u>17.0</u>	<u>8.5</u>	<u>209.0</u>	<u>91.4</u>

(1) We currently have no producing wells on our acreage in southwest Wyoming and adjacent areas of Utah and Idaho and insignificant production from the Austin Chalk formation in south Texas.

(2) Includes shallower zones and also includes one well producing from the Frio formation in Orange County, Texas and two wells producing from the San Miguel formation in Zavala County, Texas.

Estimated Proved Reserves

The following table sets forth our estimated proved oil and natural gas reserves at December 31, 2010, 2009 and 2008 and at September 30, 2011. The reserves estimates at December 31, 2008 presented in the table below were based on evaluations prepared by our engineering staff and have been audited for their reasonableness by LaRoche Petroleum Consultants, Ltd., independent reservoir engineers. The reserves estimates at December 31, 2010 and 2009 and at September 30, 2011 were based on evaluations prepared by our engineering staff and have been audited for their reasonableness by Netherland, Sewell & Associates, Inc., independent reservoir engineers. These reserves estimates were prepared in accordance with the SEC's rules for oil and natural gas reserves reporting that were in effect at the time of the preparation of the reserves report. The estimated reserves shown are for proved reserves only and do not include any unproved reserves classified as probable or possible reserves that might exist for our properties, nor do they include any consideration that could be attributable to interests in unproved and unevaluated acreage beyond those tracts for which proved reserves have been estimated. Proved oil and natural gas reserves are the estimated quantities of crude oil, natural gas and natural gas liquids which geological and engineering data demonstrate with reasonable certainty to be recoverable in future years from known reservoirs under existing economic and operating conditions. Our total estimated proved reserves are estimated using a conversion ratio of one Bbl per six Mcf.

	At December 31, ⁽¹⁾			At September 30,
	2010	2009	2008	2011
Estimated Proved Reserves Data:⁽²⁾				
Estimated proved reserves:				
Natural gas (Bcf)	127.4	63.9	19.2	155.3
Oil (MBbbls)	152	103	131	1,083
Total (Bcfe)	<u>128.3</u>	<u>64.5</u>	<u>20.0</u>	<u>161.8</u>
Estimated proved developed reserves:				
Natural gas (Bcf)	43.1	25.4	19.2	52.6
Oil (MBbbls)	152	103	131	518
Total (Bcfe)	<u>44.1</u>	<u>26.0</u>	<u>20.0</u>	<u>55.8</u>
Percent developed	34.3%	40.3%	100.0%	34.5%
Estimated proved undeveloped reserves:				
Natural gas (Bcf)	84.3	38.6	—	102.7
Oil (MBbbls)	—	—	—	565
Total (Bcfe)	<u>84.3</u>	<u>38.6</u>	<u>—</u>	<u>106.0</u>
PV-10 ⁽³⁾ (in thousands)	\$ 119,869	\$ 70,359	\$ 44,069	\$ 155,217
Standardized Measure ⁽⁴⁾ (in thousands)	\$ 111,077	\$ 65,061	\$ 43,254	\$ 143,372

(1) Numbers in table may not total due to rounding.

(2) Our estimated proved reserves, PV-10 and Standardized Measure were determined using index prices for oil and natural gas, without giving effect to derivative transactions, and were held constant throughout the life of the properties. The index prices were \$41.00 per Bbl for oil and \$5.710 per MMBtu for natural gas at December 31, 2008. The unweighted arithmetic averages of the first-day-of-the-month prices for the 12 months ended December 31, 2009 were \$57.65 per Bbl for oil and \$3.866 per MMBtu for natural gas, for the 12 months ended December 31, 2010 were \$75.96 per Bbl for oil and \$4.376 per MMBtu for natural gas, and for the 12-month period from October 2010 to September 2011 were \$91.00 per Bbl for oil and \$4.158 per MMBtu for natural gas. These prices were adjusted by lease for quality, energy content, regional price differentials, transportation fees, marketing deductions and other factors affecting the price received at the wellhead.

(3) PV-10 is a non-GAAP financial measure and generally differs from Standardized Measure, the most directly comparable GAAP financial measure, because it does not include the effects of income taxes on future net revenues. PV-10 is not an estimate of the fair market value of our properties. We and others in the industry use PV-10 as a measure to compare the relative size and value of proved reserves held by companies and of the potential return on investment related to the companies' properties without regard to the specific tax characteristics of such entities. Our PV-10 at December 31, 2008, 2009, and 2010 and at September 30, 2011 may be reconciled to

[Table of Contents](#)

[Index to Financial Statements](#)

our Standardized Measure of discounted future net cash flows at such dates by reducing our PV-10 by the discounted future income taxes associated with such reserves. The discounted future income taxes at December 31, 2008, 2009 and 2010 and at September 30, 2011 were, in thousands, \$815, \$5,298, \$8,792 and \$11,845 respectively.

- (4) Standardized Measure represents the present value of estimated future net cash flows from proved reserves, less estimated future development, production, plugging and abandonment costs and income tax expenses, discounted at 10% per annum to reflect the timing of future cash flows. Standardized Measure is not an estimate of the fair market value of our properties.

In 2009, the SEC provided new guidelines for estimating and reporting oil and natural gas reserves. Included in these new guidelines were two important changes impacting our reserves estimates and value at December 31, 2009. First, proved undeveloped reserves can be assigned to well locations more than one offset location away from an existing well if supported by geologic continuity and existing technology. Second, under these new guidelines, oil and natural gas reserves at December 31, 2010 and 2009 and at September 30, 2011 were estimated using an unweighted, arithmetic average of the first-day-of-the-month oil and natural gas prices for the periods January through December 2009, January through December 2010, and October 2010 through September 2011, respectively, as further described in footnote two to the table above. Prior to these periods, SEC guidelines for estimating and reporting oil and natural gas reserves required using commodity prices at the date of the reserves estimate, or, in the cases above, at December 31, 2008, as further described in footnote two to the table above.

Our total proved oil and natural gas reserves increased from 128.3 Bcfe at December 31, 2010 to 161.8 Bcfe at September 30, 2011. Most of this increase is attributable to proved reserves added due to our drilling operations in the Haynesville shale play. The increase in proved oil reserves specifically from 152 MBbls at December 31, 2010 to 1,083 MBbls at September 30, 2011 is attributable to proved oil reserves added due to our drilling operations in the Eagle Ford shale play. Our proved reserves at September 30, 2011 were made up of approximately 96% natural gas and 4% oil. Our proved developed reserves increased from 44.1 Bcfe at December 31, 2010 to 55.8 Bcfe at September 30, 2011 due primarily to proved developed reserves added as a result of drilling operations in the Haynesville shale play. The increase in proved developed oil reserves specifically from 152 MBbls at December 31, 2010 to 518 MBbls at September 30, 2011 is attributable to proved developed oil reserves added due to our drilling operations in the Eagle Ford shale play. Our proved undeveloped reserves increased from 84.3 Bcfe at December 31, 2010 to 106.0 Bcfe at September 30, 2011 due primarily to our drilling operations in the Haynesville shale. The increase in our proved undeveloped oil reserves specifically from zero to 565 MBbls at September 30, 2011 is attributable to our drilling operations in the Eagle Ford shale play. The net increase of 21.7 Bcfe in our proved undeveloped reserves from December 31, 2010 to September 30, 2011 is composed of (1) additions of 25.4 Bcfe to proved undeveloped reserves identified through drilling operations, less (2) the conversion of 1.4 Bcfe of proved undeveloped reserves to proved developed reserves, less (3) the downward revisions of proved undeveloped reserves by 2.3 Bcfe in the period. During this period, we recorded no changes to proved undeveloped reserves as a result of the acquisition or divestment of reserves. We had no proved undeveloped reserves assigned to our properties at December 31, 2008, and hence, all of our proved undeveloped reserves have been added since that time. Thus, at September 30, 2011, we had no proved reserves in our estimates that remained undeveloped for five years or more following their initial booking.

Our total proved oil and natural gas reserves increased from 64.5 Bcfe at December 31, 2009 to 128.3 Bcfe at December 31, 2010. Taking into consideration the 8.6 Bcfe in production for the year ended December 31, 2010, we added approximately 72.4 Bcfe in proved reserves during 2010, which represents a gain of about 112%. Almost all of this increase is attributable to proved reserves added due to drilling operations in the Haynesville shale play. Our proved reserves at December 31, 2010 were made up of approximately 99% natural gas and 1% oil. Our proved developed reserves increased from 26.0 Bcfe at December 31, 2009 to 44.1 Bcfe at December 31, 2010 due primarily to proved developed reserves added

[Table of Contents](#)

[Index to Financial Statements](#)

as a result of drilling operations in the Haynesville shale play. Our proved undeveloped reserves increased from 38.6 Bcfe at December 31, 2009 to 84.3 Bcfe at December 31, 2010 due to drilling operations in the Haynesville shale play.

Our total proved oil and natural gas reserves increased from 20.0 Bcfe at December 31, 2008 to 64.5 Bcfe at December 31, 2009. Taking into consideration the 5.0 Bcfe in total production for 2009, we added approximately 49.5 Bcfe in proved reserves during 2009, which represents a gain of about 248%. The results from the Haynesville shale drilling program in our Elm Grove/Caspiana asset in northwest Louisiana during 2009 resulted in a significant increase in our total proved reserves at December 31, 2009. Our proved reserves at December 31, 2009 were made up of approximately 99% natural gas and 1% oil. Our proved undeveloped reserves increased from 20.0 Bcfe at December 31, 2008 to 26.0 Bcfe at December 31, 2009, which is also attributable to the Haynesville shale drilling program in our Elm Grove/Caspiana asset during 2009. Our proved undeveloped reserves increased from zero at December 31, 2008 to 38.6 Bcfe at December 31, 2009 due entirely to proved undeveloped reserves added as a result of drilling operations in the Haynesville shale play during 2009.

The following table sets forth additional summary information by operating area with respect to our estimated proved reserves at September 30, 2011:

	Net Proved Reserves ⁽¹⁾			PV-10 ⁽²⁾ (in millions)	Standardized Measure ⁽³⁾ (in millions)
	Oil (MBbls)	Gas (Bcf)	Gas Equivalent (Bcfe)		
South Texas:					
Eagle Ford	910	3.0	8.4	37.2	34.4
Austin Chalk ⁽⁴⁾	—	—	—	—	—
Area Total	910	3.0	8.4	37.2	34.4
NW Louisiana/E Texas:					
Haynesville	—	136.6	136.6	92.6	85.6
Cotton Valley ⁽⁵⁾	81	15.6	16.1	23.2	21.4
Area Total	81	152.2	152.7	115.8	107.0
SW Wyoming, NE Utah, SE Idaho ⁽⁴⁾	—	—	—	—	—
SE New Mexico, West Texas	92	0.1	0.7	2.2	2.0
Total	1,083	155.3	161.8	155.2	143.4

(1) Numbers in table may not total due to rounding.

(2) PV-10 is a non-GAAP financial measure and generally differs from Standardized Measure, the most directly comparable GAAP financial measure, because it does not include the effects of income taxes on future net revenues. PV-10 is not an estimate of the fair market value of our properties. We and others in the industry use PV-10 as a measure to compare the relative size and value of proved reserves held by companies and of the potential return on investment related to the companies' properties without regard to the specific tax characteristics of such entities. Our PV-10 at September 30, 2011 may be reconciled to our Standardized Measure of discounted future net cash flows at such dates by reducing our PV-10 by the discounted future income taxes associated with such reserves. The discounted future income taxes at September 30, 2011 were approximately \$11.8 million.

(3) Standardized Measure represents the present value of estimated future net cash flows from proved reserves, less estimated future development, production, plugging and abandonment costs and income tax expenses, discounted at 10% per annum to reflect the timing of future cash flows. Standardized Measure is not an estimate of the fair market value of our properties.

(4) At September 30, 2011, we had no proved reserves attributable to the Austin Chalk formation in south Texas or to our acreage in southwest Wyoming and adjacent areas of Utah and Idaho.

(5) Includes Cotton Valley and shallower zones and also includes one well producing from the Frio formation in Orange County, Texas and two wells producing from the San Miguel formation in Zavala County, Texas.

Technology Used to Establish Reserves

Under the new SEC rules, proved reserves are those quantities of oil and natural gas, which, by analysis of geoscience and engineering data, can be estimated with reasonable certainty to be economically producible from a given date forward, from known reservoirs, and under existing economic conditions, operating methods and government regulations. The term “reasonable certainty” implies a high degree of confidence that the quantities of oil and/or natural gas actually recovered will equal or exceed the estimate. Reasonable certainty can be established using techniques that have been proven effective by actual production from projects in the same reservoir or an analogous reservoir or by other evidence using reliable technology that establishes reasonable certainty. Reliable technology is a grouping of one or more technologies (including computational methods) that have been field tested and have been demonstrated to provide reasonably certain results with consistency and repeatability in the formation being evaluated or in an analogous formation.

In order to establish reasonable certainty with respect to our estimated proved reserves, we used technologies that have been demonstrated to yield results with consistency and repeatability. The technologies and technical data used in the estimation of our proved reserves include, but are not limited to, electric logs, radioactivity logs, core analyses, geologic maps and available downhole and production data, seismic data and well test data. Reserves for proved developed producing wells were estimated using production performance and material balance methods. Certain new producing properties with little production history were forecast using a combination of production performance and analogy to offset production. Non-producing reserves estimates for both developed and undeveloped properties were forecast using either volumetric and/or analogy methods.

Internal Control Over Reserves Estimation Process

We maintain an internal staff of petroleum engineers and geoscience professionals to ensure the integrity, accuracy and timeliness of the data used in our reserves estimation process. Our Reserves Manager is primarily responsible for overseeing the preparation of our reserves estimates and has over 15 years of industry experience. Our Reserves Manager received his Ph.D. degree in Petroleum Engineering from Texas A&M University, is a Licensed Professional Engineer in the State of Texas and received a certificate of completion in a prescribed course of study in Reserves and Evaluation from Texas A&M University in May 2009. Our Reserves Manager reports directly to our Vice President – Reservoir Engineering. Our Vice President – Reservoir Engineering is responsible for reviewing and approving our reserves estimates and has over 30 years of industry experience. Following the preparation of our reserves estimates, for the years ended December 31, 2010 and 2009 and for the nine month period ended September 30, 2011, we had our reserves estimates audited for their reasonableness by Netherland, Sewell & Associates, Inc., our independent petroleum engineers. Following the preparation of our reserves estimates, for the year ended December 31, 2008, we had our reserves estimates audited for their reasonableness by LaRoche Petroleum Consultants, Ltd., our independent petroleum engineers at that time. The Engineering Committee of our board of directors reviews the reserves report and our reserves estimation process, and the results of the reserves report and the independent audit of our reserves are reviewed by members of our board of directors, including members of our Audit Committee.

[Table of Contents](#)[Index to Financial Statements](#)**Acreage Summary**

The following table sets forth the approximate acreage in which we held a leasehold, mineral or other interest at September 30, 2011. At that date, only about 11% of our total acreage had been developed, although these percentages are much higher in northwest Louisiana and east Texas.

	Developed Acres		Undeveloped Acres		Total Acres	
	Gross	Net	Gross	Net	Gross	Net
South Texas:						
Eagle Ford	1,696	1,422	50,357	27,484	52,053	28,906
Austin Chalk	–	–	24,454	14,849	24,454	14,849
Area Total ⁽¹⁾	1,696	1,422	50,357	27,484	52,053	28,906
NW Louisiana/E Texas:						
Haynesville	18,760	10,645	4,337	4,060	23,097	14,705
Cotton Valley ⁽²⁾	21,039	17,901	5,502	5,335	26,541	23,236
Area Total ⁽³⁾	23,080	19,696	6,048	5,781	29,128	25,477
SW Wyoming, NE Utah, SE Idaho	–	–	144,368	135,862	144,368	135,862
SE New Mexico, West Texas	1,160	1,038	9,554	6,481	10,714	7,519
Total	25,936	22,156	210,327	175,608	236,263	197,764

- (1) Some of the same leases cover the net acres shown for the Eagle Ford shale and the Austin Chalk formation, a shallower formation than the Eagle Ford shale. Consequently, the total acreage will not equal the sum of the acreage by operating area.
- (2) Includes shallower zones and also includes acreage surrounding one well producing from the Frio formation in Orange County, Texas.
- (3) Some of the same leases cover the net acres shown for the Haynesville formation and the Cotton Valley formation, a shallower formation than the Haynesville shale. Consequently, the total acreage will not equal the sum of the acreage by operating area.

Undeveloped Acreage Expiration

The following table sets forth the number of gross and net undeveloped acres at September 30, 2011 that will expire prior to December 31, 2013 by operating area unless production is established within the spacing units covering the acreage prior to the expiration dates or unless the existing leases are renewed prior to expiration:

	Acres Expiring 2011		Acres Expiring 2012		Acres Expiring 2013	
	Gross	Net	Gross	Net	Gross	Net
South Texas:						
Eagle Ford	1,341	279	15,815	4,353	14,345	9,092
Austin Chalk	597	120	6,051	1,122	3,848	2,644
Area Total ⁽¹⁾	1,341	279	15,815	4,353	14,345	9,092
NW Louisiana/E Texas:						
Haynesville	173	125	815	487	118	118
Cotton Valley	186	138	921	493	118	118
Area Total ⁽²⁾	186	138	921	493	118	118
SW Wyoming, NE Utah, SE Idaho	–	–	102,678	93,356	8,461	8,301
SE New Mexico, West Texas	7,362	2,723	1,725	92	8,454	2,715
Total	8,889	3,140	121,139	98,294	31,378	20,226

- (1) Some of the same leases cover the net acres shown for the Eagle Ford shale and the Austin Chalk formation, a shallower formation than the Eagle Ford shale. Consequently, the total acreage will not equal the sum of the acreage by operating area.
- (2) Some of the same leases cover the net acres shown for the Haynesville shale and the Cotton Valley formation, a shallower formation than the Haynesville shale. Consequently, the total acreage will not equal the sum of the acreage by operating area.

[Table of Contents](#)

[Index to Financial Statements](#)

Many of the leases comprising the acreage set forth in the table above will expire at the end of their respective primary terms unless production from the acreage has been established prior to such date, in which event the lease will remain in effect until the cessation of production in commercial quantities. We also have options to extend some of our leases through payment of additional lease bonus payments prior to the expiration of the primary term of the leases. In addition, we may attempt to secure a new lease upon the expiration of certain of our acreage; however, there may be third party leases that become effective immediately if our leases expire at the end of their respective terms and production has not been established prior to such date. Our leases are mainly fee leases with three to five years of primary term. We believe that our lease terms are similar to our competitors' fee lease terms as they relate to both primary term and royalty interests.

Drilling Results

The following table summarizes our drilling activity for the three years ended December 31, 2010, 2009 and 2008 and the nine months ended September 30, 2011:

	Year Ended December 31,						Nine Months Ended September 30,	
	2010		2009		2008		2011	
	Gross	Net	Gross	Net	Gross	Net	Gross	Net
Development Wells								
Productive	5	1.7	3	1.3	25	12.7	18	0.4
Dry	-	-	-	-	-	-	-	-
Exploration Wells								
Productive	36	3.4	15	6.0	12	8.6	15	5.5
Dry	-	-	2	2.0	1	1.0	-	-
Total Wells								
Productive	41	5.1	18	7.3	37	21.3	33	5.9
Dry	-	-	2	2.0	1	1.0	-	-

Marketing

Our crude oil is generally sold under short-term, extendable and cancellable agreements with unaffiliated purchasers based on published price bulletins reflecting an established field posting price. As a consequence, the prices we receive for crude oil and liquids move up and down in direct correlation with the oil market as it reacts to supply and demand factors. Transportation costs related to moving crude oil are also deducted from the price received for crude oil.

Our natural gas is sold under both long-term and short-term natural gas purchase agreements. Natural gas produced by us is sold at various delivery points at or near producing wells to both unaffiliated independent marketing companies and unaffiliated mid-stream companies. We receive proceeds from prices that are based on various pipeline indices less any associated fees. When there is an opportunity to do so, the mid-stream companies may, at our request, process our natural gas at a processing facility and extract liquid hydrocarbons from the natural gas. We are then paid for the extracted liquids based on a negotiated percentage of the proceeds that are generated from the mid-stream company's sale of the liquids, or based on other negotiated pricing arrangements.

The prices we receive for our oil and natural gas production fluctuate widely. Factors that cause price fluctuation include the level of demand for oil and natural gas, weather conditions, hurricanes in the Gulf Coast region, natural gas storage levels, domestic and foreign governmental regulations, the actions of

[Table of Contents](#)

[Index to Financial Statements](#)

OPEC, price and availability of alternative fuels, political conditions in oil and natural gas producing regions, the domestic and foreign supply of oil and natural gas, the price of foreign imports and overall economic conditions. Decreases in these commodity prices do adversely affect the carrying value of our proved reserves and our revenues, profitability and cash flows. Short-term disruptions of our oil and natural gas production do occur from time to time due to downstream pipeline system failure, capacity issues and scheduled maintenance, as well as maintenance and repairs involving our own well operations. These situations do curtail our production capabilities and ability to maintain a steady source of revenue for our company. In addition, demand for natural gas has historically been seasonal in nature, with peak demand and typically higher prices during the colder winter months. See “Risk Factors — Our success is dependent on the prices of oil and natural gas. The substantial volatility in these prices may adversely affect our financial condition and our ability to meet our capital expenditure requirements and financial obligations.”

For the year ended December 31, 2008, we had two significant purchasers that each accounted for more than 10% of our total oil and natural gas revenues: Regency Gas Services LP (45%) and J-W Operating Company (24%). For the year ended December 31, 2009, we had three significant purchasers that each accounted for more than 10% of our total oil and natural gas revenues: Chesapeake Operating Inc. (32%), Regency Gas Services LP (25%), and J-W Operating Company (17%). For the year ended December 31, 2010, we had three significant purchasers that each accounted for more than 10% of our total oil and natural gas revenues: Chesapeake Operating Inc. (42%), Regency Gas Services LP (17%) and Petrohawk Energy Corporation (11%). Due to the nature of the markets for oil and natural gas, we do not believe that the loss of any one of these purchasers would have a material adverse impact on our financial condition, results of operations or cash flows for any significant period of time.

While we do not have any commitments to sell a fixed and determinable quantity of oil or natural gas to a particular buyer, we are party to two natural gas transportation agreements at December 31, 2010 and September 30, 2011 that require us to deliver a specified volume of natural gas through pipelines for a fixed period of time. If we fail to meet the volume requirements, we are required to pay an amount to the owners of the pipelines to offset a portion of the expenses they incurred in building the pipelines to our well locations. Neither of these contracts constitutes a material commitment.

Title to Properties

We endeavor to assure that title to our properties is in accordance with standards generally accepted in the oil and natural gas industry. Some of our acreage will be obtained through farmout agreements, term assignments and other contractual arrangements with third parties, the terms of which often will require the drilling of wells or the undertaking of other exploratory or development activities in order to retain our interests in the acreage. Our title to these contractual interests will be contingent upon our satisfactory fulfillment of these obligations. Our properties are also subject to customary royalty interests, liens incident to financing arrangements, operating agreements, taxes and other burdens that we believe will not materially interfere with the use and operation of or affect the value of these properties. We intend to maintain our leasehold interests by making lease rental payments or by producing wells in paying quantities prior to expiration of various time periods to avoid lease termination. Certain of the leases that we have obtained to date have been purchased by and in the name of professional lease brokers as our nominee. See “Risk Factors — We may incur losses or costs as a result of title deficiencies in the properties in which we invest.”

Competition

The oil and natural gas industry is highly competitive. We compete and will continue to compete with major and independent oil and natural gas companies for exploration opportunities, acreage and property acquisitions. We also compete for drilling rig contracts and other equipment and labor required to drill, operate and develop our properties. Most of our competitors have substantially greater financial resources, staffs, facilities and other resources. In addition, larger competitors may be able to absorb the burden of any changes in federal, state and local laws and regulations more easily than we can, which would adversely affect our competitive position. These competitors may be able to pay more for drilling rigs or exploratory prospects and productive oil and natural gas properties and may be able to define, evaluate, bid for and purchase a greater number of properties and prospects than we can. Our competitors may also be able to afford to purchase and operate their own drilling rigs.

Our ability to drill and explore for oil and natural gas and to acquire properties will depend upon our ability to conduct operations, to evaluate and select suitable properties and to consummate transactions in this highly competitive environment. We have been conducting field operations since 2004 while our competitors have a longer history of operations, and most of them have also demonstrated the ability to operate through industry cycles.

The oil and natural gas industry also competes with other energy-related industries in supplying the energy and fuel requirements of industrial, commercial and individual consumers. See “Risk Factors – Competition in the oil and natural gas industry is intense, making it more difficult for us to acquire properties, market natural gas and secure trained personnel.”

Regulation

Oil and Natural Gas Regulation

Our oil and natural gas exploration, development, production and related operations are subject to extensive federal, state and local laws, rules and regulations. Failure to comply with these laws, rules and regulations can result in substantial penalties. The regulatory burden on the oil and natural gas industry increases our cost of doing business and affects our profitability. Because these rules and regulations are frequently amended or reinterpreted and new rules and regulations are promulgated, we are unable to predict the future cost or impact of complying with the laws, rules and regulations to which we are, or will become, subject. Our competitors in the oil and natural gas industry are generally subject to the same regulatory requirements and restrictions that affect our operations. We cannot predict the impact of future government regulation on our properties or operations.

Texas, New Mexico, Louisiana, Wyoming, Idaho and Utah and many other states require permits for drilling operations, drilling bonds and reports concerning operations and impose other requirements relating to the exploration, development and production of oil and natural gas. Many states also have statutes or regulations addressing conservation of oil and natural gas matters, including provisions for the unitization or pooling of oil and natural gas properties, the establishment of maximum rates of production from wells, the regulation of well spacing, the surface use and restoration of properties upon which wells are drilled, the sourcing and disposal of water used in the drilling and completion process and the plugging and abandonment of these wells. Many states restrict production to the market demand for oil and natural gas. Some states have enacted statutes prescribing ceiling prices for natural gas sold within their boundaries. Additionally, some regulatory agencies have, from time to time, imposed price controls and limitations on production by restricting the rate of flow of oil and natural gas wells below natural production capacity in

[Table of Contents](#)

[Index to Financial Statements](#)

order to conserve supplies of oil and natural gas. Moreover, each state generally imposes a production or severance tax with respect to the production and sale of oil, natural gas and natural gas liquids within its jurisdiction.

Some of our oil and natural gas leases are issued by agencies of the federal government, as well as agencies of the states in which we operate. These leases contain various restrictions on access and development and other requirements that may impede our ability to conduct operations on the acreage represented by these leases.

Our sales of natural gas, as well as the revenues we receive from our sales, are affected by the availability, terms and costs of transportation. The rates, terms and conditions applicable to the interstate transportation of natural gas by pipelines are regulated by the Federal Energy Regulatory Commission, or FERC, under the Natural Gas Act, as well as under Section 311 of the Natural Gas Policy Act. Since 1985, FERC has implemented regulations intended to increase competition within the natural gas industry by making natural gas transportation more accessible to natural gas buyers and sellers on an open-access, non-discriminatory basis. The natural gas industry has historically, however, been heavily regulated and we can give no assurance that the current less stringent regulatory approach of FERC will continue.

In 2005, Congress enacted the Energy Policy Act of 2005. The Energy Policy Act, among other things, amended the Natural Gas Act to prohibit market manipulation by any entity, to direct FERC to facilitate market transparency in the market for sale or transportation of physical natural gas in interstate commerce, and to significantly increase the penalties for violations of the Natural Gas Act, the Natural Gas Policy Act of 1978, or FERC rules, regulations or orders thereunder. FERC has promulgated regulations to implement the Energy Policy Act. Should we violate the anti-market manipulation laws and related regulations, in addition to FERC-imposed penalties, we may also be subject to third party damage claims.

Intrastate natural gas transportation is subject to regulation by state regulatory agencies. The basis for intrastate regulation of natural gas transportation and the degree of regulatory oversight and scrutiny given to intrastate natural gas pipeline rates and services varies from state to state. Because these regulations will apply to all intrastate natural gas shippers within the same state on a comparable basis, we believe that the regulation in any states in which we operate will not affect our operations in any way that is materially different from our competitors that are similarly situated.

The price we receive from the sale of oil and natural gas liquids will be affected by the availability, terms and cost of transportation of the products to market. Under rules adopted by FERC, interstate oil pipelines can change rates based on an inflation index, though other rate mechanisms may be used in specific circumstances. Intrastate oil pipeline transportation rates are subject to regulation by state regulatory commissions, which varies from state to state. We are not able to predict with certainty the effects, if any, of these regulations on our operations.

In 2007, the Energy Independence & Security Act of 2007, or EISA, went into effect. The EISA, among other things, prohibits market manipulation by any person in connection with the purchase or sale of crude oil, gasoline or petroleum distillates at wholesale in contravention of such rules and regulations that the Federal Trade Commission may prescribe, directs the Federal Trade Commission to enforce the regulations and establishes penalties for violations thereunder. We cannot predict any future regulations or their impact.

U.S. Federal and State Taxation

The federal, state and local governments in the areas in which we operate impose taxes on the oil and natural gas products we sell and, for many of our wells, sales and use taxes on significant portions of our drilling and operating costs. In the past, there has been a significant amount of discussion by legislators and presidential administrations concerning a variety of energy tax proposals. President Obama has recently proposed sweeping changes in federal laws on the income taxation of small oil and natural gas exploration and production companies such as us. President Obama has proposed to eliminate allowing small U.S. oil and natural gas companies to deduct intangible U.S. drilling costs as incurred and percentage depletion. Many states have raised state taxes on energy sources, and additional increases may occur. Changes to tax laws could adversely affect our business and our financial results.

Hydraulic Fracturing Policies and Procedures

We use hydraulic fracturing as a means to maximize the productivity of our oil and natural gas wells in almost every well that we drill and complete. Our engineers responsible for these operations attend specialized hydraulic fracturing training programs taught by industry professionals. Although average drilling and completion costs for each area will vary, as will the cost of each well within a given area, on average approximately 50% of the drilling and completion costs for our horizontal wells are associated with hydraulic fracturing activities. These costs are treated in the same way that all other costs of drilling and completion of our wells are treated and are built into and funded through our normal capital expenditures budget.

The protection of groundwater quality is important to us. We believe that we follow all state and federal regulations and apply industry standard practices for groundwater protection in our operations. These measures are subject to close supervision by state and federal regulators (including the BLM with respect to federal acreage). Our policy and practice is to follow all applicable guidelines and regulations in the areas where we conduct hydraulic fracturing. A surface casing string is set deeper than the deepest usable quality fresh water zones and cemented back to the surface in accordance with the appropriate regulations, lease requirements and legal requirements. This surface string of casing is then pressure tested to ensure mechanical integrity of the casing string prior to continuing drilling operations. We follow strict quality control procedures for conducting hydraulic fracturing operations that include a multi-point safety checklist, managing inventories of all materials and chemicals on the well site and ensuring that Material Safety Data Sheets are on location for every well that is hydraulically fractured. We contract with third parties to conduct hydraulic fracturing operations, and we send at least one of our own engineers to the well site to personally supervise each hydraulic fracture treatment. On a real-time basis, we closely monitor pump rates and pressures on existing casing strings to ensure that wellbore integrity is maintained during hydraulic fracturing operations. Our policy regarding monitoring well pressures would require stopping the hydraulic fracturing operations upon any indication that wellbore integrity may have been compromised.

We follow additional regulatory requirements and recommended practices to ensure wellbore integrity and full isolation of any underground aquifers and protection of surface waters. These include the following:

- Prior to perforating the production casing and hydraulic fracturing operations, a cement bond log is run to verify cement integrity between the formation to be fractured and shallow formations. Then, the casing is pressure tested to ensure no leaks exist within the casing;
- Before the fracturing operation commences, all surface equipment is pressure tested, which includes the wellhead and all high pressure lines and connections leading from the pumping equipment to the wellhead. During the pumping phases of the hydraulic fracturing treatment, the service companies we

engage must provide specialized equipment to monitor and record surface pressures, pumping rates, volumes and chemical concentrations to ensure the treatment is proceeding as designed and the wellbore integrity is sound. Our engineers at the job site have laptop computers with special software to monitor and collect, for permanent archiving, information from the hydraulic fracturing operations. As part of this process, when fracturing operations are being performed down casing, we also monitor the casing annular pressure to ensure that there is no communication of hydraulic pressure and fracture fluids outside the casing that could communicate with shallow formations. Should any problem be detected at any time during the hydraulic fracturing treatment, the operation would be shut down until the problem is evaluated, reported and remediated; and

- As a means to further protect against the negative impacts of any potential surface release of fluids associated with the hydraulic fracturing operation, special precautions are taken both during and after the operation. During the fracturing operation, all chemicals are mixed into the fracturing fluid as it is being pumped into the well as opposed to being pre-mixed in the “frac pits” or work tanks. While chemical additives are stored on location in independent containment vessels, only fresh water is stored in the frac pits or work tanks. All pumping equipment used during the operation is pressure tested and monitored. When the well is flowed back, after the fracturing operation, all fluids are produced into closed-top storage tanks. All flowback equipment and piping are pressure tested to ensure no leaks are present and the fluids are properly contained.

Once the final string of casing is set in place, cement is pumped into the casing/wellbore annulus where it hardens and creates a permanent, isolating barrier between the steel casing pipe and surrounding geological formations. This aspect of the well design establishes a pressure seal essentially eliminating any pathway for the fracturing fluid to contact fresh water aquifers during the hydraulic fracturing operation. Furthermore, in the areas in which we conduct hydraulic fracturing, the hydrocarbon bearing formations are separated from any usable quality underground fresh water aquifers by thousands of feet of impermeable rock layers. This natural geological separation serves as a protective barrier, preventing migration of fracturing fluids or hydrocarbons upwards into any fresh water zones.

Although rare, if and when the cement and steel casing used in well construction need to be remediated, we deal with these problems by evaluating the issue, running diagnostic tools including cement bond logs, temperature logs and pressure testing, followed by pumping remedial cement jobs. We repair wellhead leaks by replacing wellhead components, re-installing components to proper specifications and re-testing. In wellbores that utilize downhole packers, pressure integrity issues are rectified by repairing or replacing packers. Casing integrity lost due to corrosion on a producing well is remedied by identifying the specific location of the leak by cased hole logging tools, mechanical isolation and pressure testing or other diagnostic methods, followed by high pressure squeeze cementing and subsequent pressure testing to ensure the leak has been repaired. Throughout the process we believe we abide by applicable regulations.

The vast majority of hydraulic fracturing treatments are made up of water and sand or other kinds of man-made propping agents. We use major hydraulic fracturing service companies who track and report chemical additives that are used in the fracturing operation as required by the appropriate governmental agencies. These service companies fracture stimulate thousands of wells each year for the industry and invest millions of dollars to protect the environment through rigorous safety procedures, and also work to develop more environmentally friendly fracturing fluids. As previously mentioned we also follow strict safety procedures and monitor all aspects of the fracturing operation to ensure environmental protection. We do not pump any diesel in the fluid systems of any of our fracture stimulation procedures.

While current fracture stimulation procedures utilize a significant amount of water, we typically recover less than 10% of this fracture stimulation water before produced saltwater becomes a significant portion of the fluids produced. All produced water, including fracture stimulation water, is disposed of in a way that does not impact surface waters. All produced water is disposed of in permitted and regulated disposal facilities.

Environmental Regulation

The exploration, development and production of oil and natural gas, including the operation of saltwater injection and disposal wells, are subject to various federal, state and local environmental laws and regulations. These laws and regulations can increase the costs of planning, designing, installing and operating oil and natural gas wells. Our activities are subject to a variety of environmental laws and regulations, including but not limited to: the Oil Pollution Act of 1990, or OPA 90, the Clean Water Act, or CWA, the Comprehensive Environmental Response, Compensation and Liability Act, or CERCLA, the Resource Conservation and Recovery Act, or RCRA, the Clean Air Act, or CAA, the Safe Drinking Water Act, or SDWA and the Occupational Safety and Health Act, or OSHA, as well as comparable state statutes and regulations. We are also subject to regulations governing the handling, transportation, storage and disposal of wastes generated by our activities and naturally occurring radioactive materials, or NORM, that may result from our oil and natural gas operations. Civil and criminal fines and penalties may be imposed for noncompliance with these environmental laws and regulations. Additionally, these laws and regulations require the acquisition of permits or other governmental authorizations before undertaking some activities, limit or prohibit other activities because of protected wetlands, areas or species and require investigation and cleanup of pollution. We expect to remain in compliance in all material respects with currently applicable environmental laws and regulations and expect that these laws and regulations will not have a material adverse impact on us.

The OPA 90 and its regulations impose requirements on “responsible parties” related to the prevention of crude oil spills and liability for damages resulting from oil spills into or upon navigable waters, adjoining shorelines or in the exclusive economic zone of the United States. A “responsible party” under the OPA 90 may include the owner or operator of an onshore facility. The OPA 90 subjects responsible parties to strict, joint and several financial liability for removal costs and other damages, including natural resource damages, caused by an oil spill that is covered by the statute. It also imposes other requirements on responsible parties, such as the preparation of an oil spill contingency plan. Failure to comply with the OPA 90 may subject a responsible party to civil or criminal enforcement action. We may conduct operations on acreage located near, or that affects, navigable waters subject to the OPA 90. We believe that compliance with applicable requirements under the OPA 90 will not have a material and adverse effect on us.

The CWA imposes restrictions and strict controls regarding the discharge of produced waters and other wastes into navigable waters. These controls have become more stringent over the years, and it is possible that additional restrictions will be imposed in the future. Permits are required to discharge pollutants into state and federal waters and to conduct construction activities in waters and wetlands. Certain state regulations and the general permits issued under the federal National Pollutant Discharge Elimination System program prohibit the discharge of produced water, produced sand, drilling fluids, drill cuttings and certain other substances related to the oil and natural gas industry into certain coastal and offshore waters. Further, the EPA has adopted regulations requiring certain oil and natural gas exploration and production facilities to obtain permits for storm water discharges. Costs may be associated with the treatment of wastewater or developing and implementing storm water pollution prevention plans. The CWA and comparable state statutes provide for civil, criminal and administrative penalties for any unauthorized

discharges of oil and other pollutants and impose liability for the costs of removal or remediation of contamination resulting from such discharges. In furtherance of the CWA, the EPA promulgated the Spill Prevention, Control, and Countermeasure, or SPCC, regulations, which require certain oil-storing facilities to prepare plans and meet construction and operating standards.

CERCLA, also known as the “Superfund” law, and comparable state statutes impose liability, without regard to fault or the legality of the original conduct, on various classes of persons that are considered to have contributed to the release of a “hazardous substance” into the environment. These persons include the owner or operator of the disposal site where the release occurred and companies that disposed of, or arranged for the disposal of, the hazardous substances found at the site. Persons who are responsible for releases of hazardous substances under CERCLA may be subject to joint and several liability for the costs of cleaning up the hazardous substances and for damages to natural resources. In addition, it is not uncommon for neighboring landowners and other third parties to file claims for personal injury and property damage allegedly caused by hazardous substances released into the environment. Our operations may, and in all likelihood will, involve the use or handling of materials that may be classified as hazardous substances under CERCLA. Furthermore, we may acquire or operate properties that unknown to us have been subjected to, or have caused or contributed to, prior releases of hazardous wastes.

RCRA and comparable state and local statutes govern the management, including treatment, storage and disposal, of both hazardous and nonhazardous solid wastes. We generate hazardous and nonhazardous solid waste in connection with our routine operations. At present, RCRA includes a statutory exemption that allows many wastes associated with crude oil and natural gas exploration and production to be classified as nonhazardous waste. A similar exemption is contained in many of the state counterparts to RCRA. At various times in the past, proposals have been made to amend RCRA to eliminate the exemption applicable to crude oil and natural gas exploration and production wastes. Repeal or modifications of this exemption by administrative, legislative or judicial process, or through changes in applicable state statutes, would increase the volume of hazardous waste we are required to manage and dispose of and would cause us, as well as our competitors, to incur increased operating expenses. Hazardous wastes are subject to more stringent and costly disposal requirements than are nonhazardous wastes.

The CAA, as amended, and comparable state laws restrict the emission of air pollutants from many sources, including oil and natural gas production. These laws and any implementing regulations impose stringent air permit requirements and require us to obtain pre-approval for the construction or modification of certain projects or facilities expected to produce air emissions, or to use specific equipment or technologies to control emissions. On July 28, 2011, the EPA proposed new regulations targeting air emissions from the oil and natural gas industry. The proposed rules, if adopted, would impose new requirements on production and processing and transmission and storage facilities. While we may be required to incur certain capital expenditures in the next few years for air pollution control equipment in connection with maintaining or obtaining operating permits addressing other air emission-related issues, we do not believe that such requirements will affect our operations in any way that is materially different from our competitors.

Changes in environmental laws and regulations occur frequently, and any changes that result in more stringent and costly waste handling, storage, transport, disposal or cleanup requirements or operating requirements could materially adversely affect our operations and financial position, as well as those of the oil and natural gas industry in general. For instance, recent scientific studies have suggested that emissions of certain gases, commonly referred to as “greenhouse gases,” and including carbon dioxide and methane, may be contributing to the warming of the Earth’s atmosphere. As a result, there have been attempts to pass comprehensive greenhouse gas legislation. To date, such legislation has not been enacted. Any future

[Table of Contents](#)

[Index to Financial Statements](#)

federal laws or implementing regulations that may be adopted to address greenhouse gas emissions could, and in all likelihood would, require us to incur increased operating costs adversely affecting our profits and could adversely affect demand for the oil and natural gas we produce depressing the prices we receive for oil and natural gas.

On December 15, 2009, the EPA published its finding that emissions of greenhouse gases presented an endangerment to human health and the environment. These findings by the EPA allow the agency to proceed with the adoption and implementation of regulations that would restrict emissions of greenhouse gases under existing provisions of the CAA. Subsequently, the EPA proposed and adopted two sets of regulations, one of which requires a reduction in emissions of greenhouse gases from motor vehicles and the other of which regulated emissions of greenhouse gases from certain large stationary sources. In addition, on October 30, 2009, the EPA published a rule requiring the reporting of greenhouse gas emissions from specified sources in the U.S. beginning in 2011 for emissions occurring in 2010. On November 30, 2010, the EPA released a rule that expands its final rule on greenhouse gas emissions reporting to include owners and operators of onshore and offshore oil and natural gas production, onshore natural gas processing, natural gas storage, natural gas transmission and natural gas distribution facilities. Reporting of greenhouse gas emissions from such onshore production will be required on an annual basis beginning in 2012 for emissions occurring in 2011. The adoption and implementation of any regulations imposing reporting obligations on, or limiting emissions of greenhouse gases from, our equipment and operations could, and in all likelihood will, require us to incur costs to reduce emissions of greenhouse gases associated with our operations adversely affecting our profits or could adversely affect demand for the oil and natural gas we produce depressing the prices we receive for oil and natural gas.

Some states have begun taking actions to control and/or reduce emissions of greenhouse gases, primarily through the planned development of greenhouse gas emission inventories and/or regional greenhouse gas cap and trade programs. Although most of the state-level initiatives have to date focused on significant sources of greenhouse gas emissions, such as coal-fired electric plants, it is possible that less significant sources of emissions could become subject to greenhouse gas emission limitations or emissions allowance purchase requirements in the future. Any one of these climate change regulatory and legislative initiatives could have a material adverse effect on our business, financial condition, results of operations and cash flows.

Underground injection is the subsurface placement of fluid through a well, such as the reinjection of brine produced and separated from oil and natural gas production. In our industry, underground injection not only allows us to economically dispose of produced water, but if injected into an oil bearing zone, it can increase the oil production from such zone. The SDWA establishes a regulatory framework for underground injection, the primary objective of which is to ensure the mechanical integrity of the injection apparatus and to prevent migration of fluids from the injection zone into underground sources of drinking water. The disposal of hazardous waste by underground injection is subject to stricter requirements than the disposal of produced water. We currently own and operate five underground injection wells and expect to own other similar wells. Failure to obtain, or abide by, the requirements for the issuance of necessary permits could subject us to civil and/or criminal enforcement actions and penalties.

Our activities involve the use of hydraulic fracturing. For more information on our hydraulic fracturing operations, see “Business — Regulation — Hydraulic fracturing policies and procedures.” Recently, there has been increasing regulatory scrutiny of hydraulic fracturing, which is generally exempted from regulation as underground injection on the federal level pursuant to the SDWA. However, the U.S. Senate and House of Representatives have considered legislation to repeal this exemption. If enacted, these proposals would

[Table of Contents](#)

[Index to Financial Statements](#)

amend the definition of “underground injection” in the SDWA to encompass hydraulic fracturing activities. If enacted, such a provision could require hydraulic fracturing operations to meet permitting and financial assurance requirements, adhere to certain construction specifications, fulfill monitoring, reporting and recordkeeping obligations, and meet plugging and abandonment requirements. These legislative proposals have also contained language to require the reporting and public disclosure of chemicals used in the fracturing process. If the exemption for hydraulic fracturing is removed from the SDWA, or if other legislation is enacted at the federal, state or local level, any restrictions on the use of hydraulic fracturing contained in any such legislation could have a significant impact on our financial condition, results of operations and cash flows.

In addition, at the federal level and in some states, there has been a push to place additional regulatory burdens upon hydraulic fracturing activities. Certain bills have been introduced in the Senate and the House of Representatives that, if adopted, could increase the possibility of litigation and establish an additional level of regulation at the federal level that could lead to operational delays or increased operating costs and could, and in all likelihood would, result in additional regulatory burdens, making it more difficult to perform hydraulic fracturing operations and increasing our costs of compliance. At the state level, Wyoming and Texas, for example, have enacted requirements for the disclosure of the composition of the fluids used in hydraulic fracturing. On June 17, 2011, Texas signed into law a mandate for public disclosure of the chemicals that operators use during hydraulic fracturing in Texas. The law went into effect September 1, 2011. State regulators have until 2013 to complete implementing rules. In addition, at least three local governments in Texas have imposed temporary moratoria on drilling permits within city limits so that local ordinances may be reviewed to assess their adequacy to address hydraulic fracturing activities. Additional burdens upon hydraulic fracturing, such as reporting requirements or permitting requirements for the hydraulic fracturing activity, will result in additional expense and delay in our operations.

Oil and natural gas exploration and production, operations and other activities have been conducted at some of our properties by previous owners and operators. Materials from these operations remain on some of the properties, and, in some instances, require remediation. In addition, we occasionally must agree to indemnify sellers of producing properties from whom we acquire reserves against some of the liability for environmental claims associated with these properties. While we do not believe that costs we incur for compliance with environmental regulations and remediating previously or currently owned or operated properties will be material, we cannot provide any assurances that these costs will not result in material expenditures that adversely affect our profitability.

Additionally, in the course of our routine oil and natural gas operations, surface spills and leaks, including casing leaks, of oil or other materials will occur, and we will incur costs for waste handling and environmental compliance. It is also possible that our oil and natural gas operations may require us to manage NORM. NORM is present in varying concentrations in sub-surface formations, including hydrocarbon reservoirs, and may become concentrated in scale, film and sludge in equipment that comes in contact with crude oil and natural gas production and processing streams. Some states, including Texas, have enacted regulations governing the handling, treatment, storage and disposal of NORM. Moreover, we will be able to control directly the operations of only those wells for which we act as the operator. Despite our lack of control over wells owned by us but operated by others, the failure of the operator to comply with the applicable environmental regulations may, in certain circumstances, be attributable to us.

We are subject to the requirements of OSHA and comparable state statutes. The OSHA Hazard Communication Standard, the “community right-to-know” regulations under Title III of the federal Superfund Amendments and Reauthorization Act and similar state statutes require us to organize

[Table of Contents](#)

[Index to Financial Statements](#)

information about hazardous materials used, released or produced in our operations. Certain of this information must be provided to employees, state and local governmental authorities and local citizens. We are also subject to the requirements and reporting set forth in OSHA workplace standards.

We have not in the past been, and do not anticipate in the near future to be, required to expend amounts that are material in relation to our total capital expenditures as a result of environmental laws and regulations, but since these laws and regulations are periodically amended, we are unable to predict the ultimate cost of compliance. We cannot assure you that more stringent laws and regulations protecting the environment will not be adopted or that we will not otherwise incur material expenses in connection with environmental laws and regulations in the future. See “Risk Factors.”

The clear trend in environmental regulation is to place more restrictions and limitations on activities that may affect the environment, and thus, any changes in environmental laws and regulations or re-interpretation of enforcement policies that result in more stringent and costly waste handling, storage, transport, disposal or remediation requirements could have a material adverse effect on our operations and financial position. We may be unable to pass on such increased compliance costs to our customers. Moreover, accidental releases or spills may occur in the course of our operations, and we cannot assure you that we will not incur significant costs and liabilities as a result of such releases or spills, including any third party claims for damage to property, natural resources or persons.

We maintain insurance against some, but not all, potential risks and losses associated with our industry and operations. We do not currently carry business interruption insurance. For some risks, we may not obtain insurance if we believe the cost of available insurance is excessive relative to the risks presented. In addition, pollution and environmental risks generally are not fully insurable. If a significant accident or other event occurs and is not fully covered by insurance, it could materially adversely affect our financial condition, results of operations and cash flows.

Office Lease

Our corporate headquarters are located in 28,743 square feet of office space in One Lincoln Centre, 5400 LBJ Freeway, Suite 1500, Dallas, Texas. In April 2011, we entered into a third amended and restated office lease agreement pursuant to which our office space was increased from 20,849 to 28,743 square feet and the term of our lease was extended from July 1, 2011 to June 30, 2022. Beginning July 1, 2011, through June 30, 2012, we are not required to pay a monthly base rent. From July 1, 2012 through June 30, 2015, our monthly base rent is \$47,905. From July 1, 2015 through June 30, 2017, our monthly base rent is \$50,300. From July 1, 2017 through June 30, 2019, our monthly base rent is \$52,696. From July 1, 2019 through June 30, 2020, our monthly base rent is \$55,091. From July 1, 2020 through the expiration date of the lease, our monthly base rent is \$57,726. In addition, the lease contains a renewal option in our favor for an additional 60-month period at the then existing market rate as determined in accordance with the lease.

Employees

At December 31, 2011, we had 41 full-time employees. We believe that our relationships with our employees are satisfactory. No employee is covered by a collective bargaining agreement. From time to time, we use the services of independent consultants and contractors to perform various professional services, particularly in the areas of geology and geophysics, construction, design, well site surveillance and supervision, permitting and environmental assessment and legal and income tax preparation and accounting services. Independent contractors, at our request, drill all of our wells and usually perform field and on-site production operation services for us, including pumping, maintenance, dispatching, inspection and testing.

[Table of Contents](#)

[Index to Financial Statements](#)

If significant opportunities for company growth arise and require additional management and professional expertise, we will seek to employ qualified individuals to fill positions where that expertise is necessary to develop those opportunities.

Legal Proceedings

Although we may, from time to time, be involved in litigation and claims arising out of our operations in the normal course of business, we are not currently a party to any material legal proceeding. In addition, we are not aware of any material legal or governmental proceedings against us, or contemplated to be brought against us.

MANAGEMENT

Officers

The following table sets forth the names, ages and positions of our executive officers at January 1, 2012:

<u>Name</u>	<u>Age</u>	<u>Positions Held With Us</u>
Joseph Wm. Foran	59	Chairman of the Board, Chief Executive Officer and President
David E. Lancaster	55	Executive Vice President, Chief Operating Officer and Chief Financial Officer
Matthew V. Hairford	50	Executive Vice President — Operations
David F. Nicklin	62	Executive Director of Exploration
Wade I. Massad	44	Executive Vice President — Capital Markets
Scott E. King	53	Co-Founder, Vice President — Geophysics and New Ventures
Bradley M. Robinson	57	Vice President — Reservoir Engineering

The following biographies describe the business experience of our executive officers. Each officer serves at the discretion of our board of directors. There are no family relationships among any of our officers.

Mr. Joseph Wm. Foran. Mr. Foran founded Matador Resources Company in July 2003 and has served as Chairman of the Board, Chief Executive Officer, President and Secretary since July 2003. He is also chairman of the board's Executive Committee. Mr. Foran began his career as an oil and natural gas independent in 1983 when he and his wife, Nancy, founded Foran Oil Company with \$270,000 in contributed capital from 17 of his closest friends and neighbors. Foran Oil Company was later contributed into Matador Petroleum Corporation upon its formation by Mr. Foran in 1988, and Mr. Foran served as Chairman and Chief Executive Officer of that company from inception until the time of its sale to Tom Brown, Inc. in June 2003 for an enterprise value of \$388 million in an all-cash transaction. Under Mr. Foran's guidance, Matador Petroleum realized a 21% average annual rate of return for its shareholders for 15 years. Mr. Foran is originally from Amarillo, Texas, where his family owned a pipeline construction business. From 1980 to 1983, he was Vice President and General Counsel of J. Cleo Thompson and James Cleo Thompson, Jr., Oil Producers. Prior to that time, he was a briefing attorney to Chief Justice Joe R. Greenhill of the Supreme Court of Texas. Mr. Foran graduated with a Bachelor of Science degree in Accounting from the University of Kentucky with highest honors and a law degree from the Southern Methodist University School of Law, where he was a Hatton W. Summers scholar and the Leading Articles Editor of the Southwestern Law Review. He is currently active as a member of various industry and civic organizations, including his church and various youth activities. In 2002, Mr. Foran was honored as the Ernst & Young "Entrepreneur of the Year" for the Southwest Region. As the founder and Chairman of the Board, Chief Executive Officer and President of Matador Resources Company, Mr. Foran has provided leadership, experience and long relationships with a vast majority of the shareholders.

Mr. David E. Lancaster. Mr. Lancaster joined Matador Resources Company in December 2003 and serves as Executive Vice President, Chief Operating Officer and Chief Financial Officer. Mr. Lancaster has served in several capacities since joining Matador, including Vice President – Business Development, Acquisitions and Finance from December 2003 to May 2005; Vice President and Chief Financial Officer from May 2005 to May 2007; and Executive Vice President and Chief Financial Officer from May 2007 to May 2009. He assumed his current role in May 2009. From August 2000 to December 2003, he was Marketing Manager for Schlumberger Limited's Data & Consulting Services which provides full-field reservoir characterization, production enhancement, multidisciplinary reservoir and production solutions and field development planning. In this position, he was responsible for global marketing strategies, business models, input to research and development, commercialization of new products and services and

marketing communications. From 1999 to 2000, Mr. Lancaster was Business Manager, North and South America, for Schlumberger Holditch-Reservoir Technologies, the petroleum engineering consulting organization formed following Schlumberger's acquisitions of S. A. Holditch & Associates, Inc. and Intera Petroleum Services. In this role, he was responsible for the business operations of 12 consulting offices throughout North and South America. Mr. Lancaster worked with Schlumberger for six years following its acquisition of S. A. Holditch & Associates, Inc. in October 1997. He joined S. A. Holditch & Associates in 1980, and was one of the principals in that well-known petroleum engineering consulting firm. Between 1980 and 1997, Mr. Lancaster held positions ranging from Senior Petroleum Engineer to Senior Vice President — Business Development. In this latter role, he was responsible for marketing and sales, as well as the company's commercial training business. During most of his tenure at S. A. Holditch & Associates, Inc., Mr. Lancaster was a consulting reservoir engineer with particular emphasis on characterizing and improving production from unconventional natural gas reservoirs. For more than seven years during this time, he was the Project Manager for the Gas Research Institute's Devonian Shales applied research projects investigating ways to improve reservoir characterization, completion practices and natural gas recovery in low permeability, natural gas shale reservoirs. He was also the lead reservoir engineer for the Secondary Gas Recovery project sponsored by the Gas Research Institute and the U.S. Department of Energy looking at ways to improve recovery from compartmentalized natural gas reservoirs in north and south Texas. Mr. Lancaster began his career as a reservoir engineer for Diamond Shamrock Corporation in 1979. Mr. Lancaster received Bachelor and Master of Science degrees in Petroleum Engineering from Texas A&M University in 1979 and 1988, respectively, graduating summa cum laude. He has authored or co-authored more than 50 technical papers and articles, as well as numerous other published reports and industry presentations. He is a member of the Society of Petroleum Engineers, and he served as a charter member and former Vice Chairman of the Texas A&M University Petroleum Engineering Advisory Board. Mr. Lancaster is a Licensed Professional Engineer in the State of Texas.

Mr. Matthew V. Hairford. Mr. Hairford joined Matador Resources Company in July 2004 as its Drilling Manager. He was named Vice President — Drilling in May 2005; Vice President — Operations in May 2006; and in May 2009 assumed the title of Executive Vice President— Operations. He is in charge of our drilling and production operations. He was previously with Samson Resources, an exploration and production company, as Senior Drilling Engineer, having joined Samson in 1999. His responsibilities there included difficult Texas and Louisiana Gulf Coast projects, horizontal drilling projects and a start-up drilling program in Wyoming. The scope of this work ranged from multi-lateral James Lime wells in east Texas to deep wells in south Texas and south Louisiana. Mr. Hairford has drilled many geo-pressured wells in Texas and Louisiana, along with normally pressured wells in southwestern Wyoming and east Texas. Additional responsibilities included a horizontal well program in Roger Mills County, Oklahoma at 15,000 feet vertical depth. Mr. Hairford has experience in air drilling, underbalanced drilling, drilling under mud caps and high temperature and pressure environments. From 1998 until 1999, Mr. Hairford served as Senior Drilling Engineer with Sonat, Inc. in Tyler, Texas, a global company involved with natural gas transmission and marketing, oil and natural gas exploration and production and oil services. There his responsibilities included Pinnacle Reef wells in east Texas and deep horizontal drilling in the Austin Chalk field in central Louisiana. From 1984 to 1998, Mr. Hairford served in various drilling engineering capacities with Conoco, Inc., an integrated energy company. His operational areas included the Appalachian Basin, Illinois Basin, Permian Basin, Texas Panhandle and Val Verde Basin. Mr. Hairford was selected as a member of a three-person team to explore the use of unconventional technologies to identify a potential step change in the drilling sector. Multiple techniques were evaluated and tested, including declassified defense department technologies. Additional Conoco assignments included both field and office drilling positions in Midland and Oklahoma City. Earlier in his career with Conoco, Mr. Hairford was selected to participate in the Conoco Rig Drilling Supervisor Training Program in Houston. This program consisted of two years

working a regular rotation as a drilling representative on rigs and as a drilling engineer in various domestic offices. Mr. Hairford began his career in 1984 with Conoco in a field production assignment in Hobbs, New Mexico. Mr. Hairford received his Bachelor of Science degree in Petroleum Engineering Technology from Oklahoma State University in 1984. He is an active member of the American Association of Drilling Engineers, the American Petroleum Institute and the Society of Petroleum Engineers. Mr. Hairford has also undertaken additional training through Stanford University's Executive Education programs including, most recently in the summer of 2011, the Stanford Graduate School of Business flagship six week Stanford Executive Program (SEP).

Mr. David F. Nicklin. Mr. Nicklin joined Matador Resources Company in February 2009 as Executive Director of Exploration, after working with us as an independent contractor since November 2007. Prior to joining Matador, Mr. Nicklin provided executive level consulting services to a variety of clients from January 2000 onwards through his wholly owned corporation, David F. Nicklin International Consulting Inc. In 2006, Mr. Nicklin co-founded and currently leads a small, private oil and natural gas company, Salt Creek Petroleum LLC. Salt Creek Petroleum owns small, non-operated interests in a variety of onshore oil and natural gas fields in the United States. Since 2009, Mr. Nicklin has consulted almost exclusively for us, with the primary exception of the minimal time he has devoted to Salt Creek Petroleum. Mr. Nicklin worked approximately 210 days for us in each of 2009, 2010 and 2011. We have determined that Mr. Nicklin's involvement with Salt Creek Petroleum does not detract from his performance for our company and does not result in any conflict of interest between Mr. Nicklin and our company due to the fact that Salt Creek Petroleum is not involved in plays and prospects that compete with our interests. In 2000, he founded and led for three years a private oil and natural gas exploration company, Serica Energy, which is now a public company with assets in Indonesia, the United Kingdom, Spain, Ireland and Morocco. Between 1981 and 2000, Mr. Nicklin was an employee of ARCO, an integrated energy company, where he participated in and led several international exploration teams, particularly in the Middle East, southeast Asia and Australasia. In 1991, he became the Chief Geologist for ARCO, a position he held until his retirement in 2000. In this position, Mr. Nicklin was responsible for the quality of the geological effort at ARCO, in particular, ensuring the application of state-of-the-art geological technology, the company's risk management process, the selection of new ventures and the high-grading of a large geoscience staff. Throughout his career at ARCO, Mr. Nicklin was closely involved with the successful exploration for and development of a number of large oil and natural gas discoveries. Prior to joining ARCO, Mr. Nicklin was a senior development and operations geologist in a variety of positions in the United Kingdom, Angola, Norway and the Middle East. He was a specialist in well-site operations and provided training in operations to entry-level personnel. Mr. Nicklin was born in the United Kingdom and received a Bachelor of Science degree in Geology from the University of Wales in 1971. He is an active member of the American Association of Petroleum Geologists and various other professional groups.

Mr. Wade I. Massad. Mr. Massad joined Matador Resources Company in December 2011 as Executive Vice President—Capital Markets, after working as an independent contractor to the Matador Board of Directors since September 2010. Mr. Massad is the Co-Founder and Co-Managing Member of Cleveland Capital Management L.L.C., a registered investment advisor and General Partner of Cleveland Capital L.P., a private investment fund focused on micro-cap public and private equity securities, since October 1996. Previously, Mr. Massad was an investment banker with Keybank Capital Markets and RBC Capital Markets where he was the head of U.S equity institutional sales from 1997 to 1998 and the head of U.S Capital Markets business from 1999 to 2003. He also served on the firm's executive committee at RBC. Mr. Massad has served on multiple public and private company boards and currently is a board member of 4Kids Entertainment. Mr. Massad received a Bachelor of Arts in business management from Baldwin-Wallace College in 1989 and currently serves on its Board of Trustees.

[Table of Contents](#)

[Index to Financial Statements](#)

Mr. Scott E. King. Mr. King co-founded Matador Resources Company with Mr. Foran and serves as our Vice President — Geophysics and New Ventures. From July 2003 to February 2009, Mr. King held the position of Vice President — Exploration, and in February 2009, he assumed his current position. He was previously with Matador Petroleum Corporation, joining that company in December 1996 as Chief Geophysicist. Immediately prior to Matador Petroleum's sale, Mr. King served as its Portfolio Manager and was responsible for recommending which drilling opportunities Matador Petroleum should pursue. Prior to joining Matador Petroleum, Mr. King worked for Enserch Corporation, a diversified energy company with interests in petroleum exploration and production, oilfield services, engineering design and construction, and natural gas transmission and distribution, as Team Leader for the Oklahoma Asset Group. Mr. King began his career in 1983 with Sohio Petroleum, an integrated energy company. The Sohio assets were sold and resold to a number of companies, including BP p.l.c., Tex-Con Oil Co., Pacific Gas and Electric Company, Dalen Resources Oil & Gas Co., and finally Enserch Corporation. During this time, Mr. King worked for and was retained by each of these companies and had success in generating and managing drilling opportunities in the continental United States. Mr. King received a Bachelor of Science degree in Geology with a Minor in Mathematics from Alfred University, Alfred, New York in 1981 and a Master of Science degree in Geophysics from Wright State University, Dayton, Ohio in 1983. Mr. King is active in various professional and civic groups including the American Association of Petroleum Geologists and the Society of Exploration Geophysicists.

Mr. Bradley M. Robinson. Mr. Robinson joined Matador Resources Company in August 2003 as one of its founders and has served as our Vice President — Reservoir Engineering since that time. Prior to joining Matador, from 1997 to August 2003, Mr. Robinson held the position of Advisor with Schlumberger Limited's Data & Consulting Services business unit which provides full-field reservoir characterization, production enhancement, multidisciplinary reservoir and production solutions and field development planning where he was responsible for the development and application of new technologies for well completions and stimulation, provided technical expertise for reservoir management and field development projects, taught basic and advanced industry courses in well completions and stimulation and provided internal training in production engineering and stimulation methods. Mr. Robinson worked with Schlumberger for six years following its acquisition of S. A. Holditch & Associates, Inc. in 1997. Mr. Robinson joined Holditch in 1979, and was one of the principals in that well-known petroleum engineering consulting firm. From 1979 to 1982, Mr. Robinson served as Senior Petroleum Engineer and was involved in all aspects of reservoir and production engineering for both conventional and low permeability oil and natural gas fields. From 1982 to 1997, he was Holditch's Vice President — Production Engineering, where he was responsible for coordination and management of production and completion engineering projects, including development drilling and openhole data acquisition programs, design and supervision of initial well completions and workovers, transient well test design and analysis and hydraulic fracture stimulation design and supervision. His duties also included reserves evaluation and economic analysis of new and existing wells, and his areas of specialization included low permeability natural gas sands, coalbed methane reservoirs, and horizontal wells. For approximately 10 years during this time, he served as assistant project manager for the Gas Research Institute's Tight Gas Sands and Horizontal Gas Wells applied research projects investigating ways to improve reservoir characterization, completion practices and natural gas recovery in low permeability natural gas reservoirs and horizontal natural gas wells. During his career, he has worked all over the world including the United States, Canada, Venezuela, Colombia, Mexico, Egypt, the North Sea, Russia and Indonesia, among others. Mr. Robinson began his career in 1977 with Marathon Oil Company, serving as an Associate Production Engineer and later as a Reservoir Engineer in Midland. Mr. Robinson received Bachelor and Master of Science degrees in Petroleum Engineering from Texas A&M University in 1977 and 1986, respectively. He has authored or co-authored 18 technical articles appearing in industry and/or technical publications and has made

numerous engineering technical presentations. Mr. Robinson is a member of the Society of Petroleum Engineers and is a Licensed Professional Engineer in the State of Texas.

Board of Directors

Our board of directors consists of eight directors. The following biographies describe the business experience of our directors, other than Mr. Foran. There are no family relationships among any of our officers and directors.

Mr. Charles L. Gummer. Mr. Gummer, age 65, joined our board of directors in September 2011. He has over 40 years of banking experience with Comerica Bank. From July 31, 2010 through October 31, 2011, he was Chairman of Comerica Bank – Texas Market. From 1989 until July 31, 2010, he was President and Chief Executive Officer of Comerica Bank – Texas. He earned his Bachelor of Science degree from The Ohio State University and his Master of Business Administration from Wayne State University. He also graduated from the University of Michigan’s Graduate School of Banking and Financial Services. In addition to his professional career with Comerica Bank, he has also been very involved in the Dallas community, including as a current member of the Dallas Summer Musicals executive committee, the board of Downtown Dallas, Inc., the executive board of the Southern Methodist University Cox School of Business, the board of the Better Business Bureau of Dallas, the advisory board of the Vogel Alcove Arts Performance Committee, the advisory committee of the Greater Dallas Chamber of Commerce – Economic Development, the advisory committee of Bishop Lynch High School and the board of The Catholic Foundation. Mr. Gummer’s experience as a former Chairman, President and Chief Executive Officer and a senior executive of a publicly-traded bank, combined with his banking and mergers and acquisitions experience, plus his civic involvements provide our board of directors with extensive executive leadership, strategic planning, finance and general business expertise.

Dr. Stephen A. Holditch. Dr. Holditch, age 65, was a shareholder in and advisor to Matador Petroleum Corporation and is an original shareholder in Matador Resources Company. He was first elected to our board of directors in January 2004 and currently serves as chairman of the board’s Engineering Committee. He is a professor in the Harold Vance Department of Petroleum Engineering at Texas A&M University and is Head of the Texas A&M University Energy Institute. From January 2004 to January 2012, he was Head of the Harold Vance Department of Petroleum Engineering at Texas A&M University. Prior to that, he was with Schlumberger Limited, a leading oilfield services provider, as a Fellow, one of only a handful of technical experts so recognized with this title in that company. In this position, Dr. Holditch advised top management within Schlumberger Limited on production and reservoir engineering matters. Dr. Holditch joined Schlumberger in 1997, following Schlumberger Limited’s acquisition of S. A. Holditch & Associates, Inc., the consulting company he founded and grew over 20 years into a preeminent engineering firm worldwide in the analysis of low permeability natural gas reservoirs and the design of hydraulic fracture treatments. During the latter half of the 1980’s and into the 1990’s, Dr. Holditch expanded the services offered by S. A. Holditch & Associates, building the company from three employees in 1977 to more than 80 employees in 1998. At the time of its sale to Schlumberger in 1997, S. A. Holditch & Associates had become a full-service petroleum engineering consulting company. From 1974 to 1976, Dr. Holditch worked as an independent consulting engineer on reservoir studies, well completions and fracture treatment design for numerous clients in east and south Texas. During that period, he also attended Texas A&M University to earn a PhD degree in Petroleum Engineering and conducted research in reservoir flow behavior in fractured, low permeability natural gas reservoirs. From 1970 to 1974, he was a Production Engineer with Shell Oil Company, an integrated energy company, where his responsibilities included production engineering for numerous oil and natural gas fields, well completions and massive hydraulic

fracture treatment designs in several deep, geopressured fields in south Texas. From 1968 to 1969, he worked for Pan American Petroleum Corporation as a field engineer on various projects in east Texas. Dr. Holditch received Bachelor and Master of Science degrees in Petroleum Engineering from Texas A&M University in 1969 and 1970, respectively, and a PhD degree in Petroleum Engineering from Texas A&M University in 1976. Dr. Holditch was President of the Society of Petroleum Engineers, International (SPE) in 2002 and served on the Society's board of directors from 1998 to 2003. In addition, he served as a Trustee for the American Institute of Mining, Metallurgical, and Petroleum Engineers from 1997 to 1998. He was also on the board of directors of Triangle Petroleum Corporation, an oil and natural gas exploration corporation, from February 2006 to December 2011. He has received numerous awards in recognition of his technical achievements and leadership. In 1995, Dr. Holditch was elected to the National Academy of Engineering, the highest professional honor awarded to an engineer. In 1997, he was elected to the Russian Academy of Natural Sciences, and in 1998, Dr. Holditch was elected to the Petroleum Engineering Academy of Distinguished Graduates at Texas A&M University and was recently named distinguished alumnus of engineering. Dr. Holditch received the SPE Distinguished Service Award for Petroleum Engineering Faculty in 1981 and held the Shell Distinguished Chair in Petroleum Engineering at Texas A&M University from 1983 to 1987. He was awarded the R. L. Adams Professorship in 1995. He teaches graduate level courses in formation evaluation, well stimulation and production engineering, and has actively performed and supervised research at Texas A&M University since 1974 in a wide range of engineering areas. Dr. Holditch is a member of numerous professional societies and serves as a board member and/or trustee for several business affiliations. He has been an SPE Distinguished Lecturer and has co-authored or edited three books and more than 100 technical papers; he has made more than 80 invited technical presentations to petroleum industry audiences. His position as Professor and Head of the Harold Vance Department of Petroleum Engineering at Texas A&M University, his prior positions with Schlumberger and S. A. Holditch & Associates, Inc. and his prior service on the board of directors of Triangle Petroleum Corporation provide our board of directors with additional perspective on our completion and stimulation operations and other business and engineering matters.

Mr. David M. Laney. Mr. Laney, age 62, is an original shareholder in Matador Resources Company and was an original shareholder in Matador Petroleum Corporation. He was one of the original directors on our board of directors in July 2003 and currently serves as lead independent director and chairman of the board's Nominating, Compensation and Planning Committee. He is an attorney who since March 2007 has practiced law as a solo practitioner. Between 2003 and 2007, he was a partner with the law firm of Jackson Walker LLP in Dallas where he practiced in the area of corporate and financial law. Prior to joining Jackson Walker, Mr. Laney practiced at the law firm of Jenkins & Gilchrist, a Professional Corporation, from 1977 to 2003 and was managing partner of the Jenkins & Gilchrist law firm from 1990 to 2002. During his tenure as Managing Partner, Jenkins & Gilchrist was recognized as one of the fastest growing firms in the country and was named by industry press as among the top 50 firms in the country (from the standpoint of size and financial performance). From a regional law firm of roughly 160 lawyers in two Texas cities in 1990, the firm expanded under Mr. Laney's leadership to over 625 attorneys in nine cities by the end of his tenure in 2002. Mr. Laney has also served in several capacities as an appointee of Texas Governors William Clements and George W. Bush on various state boards continuously from 1989 through 2001. He was Governor Clements' appointee to the Texas Finance Commission, responsible for regulatory oversight of the state banking and thrift industries as the Texas banking system emerged from the recession and collapse of the 1980's. He then served as Governor Bush's Texas Commissioner of Transportation (Chairman of the Texas Department of Transportation) during the period 1995 to 2000. Mr. Laney completed his term with the Texas Department of Transportation (TxDOT) in 2001. As Commissioner of Transportation, his responsibilities were largely those of the chief executive of TxDOT, a 14,000 employee state agency with a \$5 billion annual budget. In that position, he initiated and oversaw the planning and successful execution of an extensive number of

organizational and operational innovations throughout the organization, and developed and managed TxDOT's legislative agenda during three regular sessions of the Texas Legislature. In 2002, Mr. Laney was nominated by President George W. Bush to the board of directors of Amtrak and confirmed by the U. S. Senate for a five-year term. In November 2007, he completed his term as Chairman of Amtrak's board of directors. From 1998 to 2003, Mr. Laney served as a member of the Stanford University Board of Trustees, and for two years as Chairman of its Audit Committee. Mr. Laney has also served in various capacities in connection with numerous civic and educational organizations and projects in the Dallas area. Mr. Laney's legal experience and leadership positions in governmental departments provide our board of directors with additional perspective on our corporate governance, legal and governmental relations matters and general business matters.

Mr. Gregory E. Mitchell. Mr. Mitchell, age 60, joined our board of directors in June 2011. With 45 years of grocery and petroleum retailing experience, he is currently President and CEO of Toot'n Totum Food Stores, LLC, his family company, which is located in Amarillo, Texas. The company, founded in 1950, consists of 62 convenience store/fueling locations, as well as car wash and car care centers, with an employee base of over 700 team members. His experience within the petroleum industry includes extensive negotiations with various major refiners in the United States. A 1973 graduate of the University of Oklahoma, with a Bachelor of Business Administration degree, Mr. Mitchell was appointed by former Governor William Clements to the Texas Higher Education Coordinating Board, where he served for six years. Additionally, he has served as Chairman of the Amarillo Chamber of Commerce, Chairman of the United Way of Amarillo and Canyon, Chairman of the Don and Sybil Harrington Foundation and President of the Amarillo Area Foundation. Currently, Mr. Mitchell is a director of Cal Farley's Boys Ranch. Mr. Mitchell's experience as President and CEO of his large family business and as a director of several companies in the past provides our board of directors with extensive business, strategic and executive leadership experience.

Dr. Steven W. Ohnimus. Dr. Ohnimus, age 65, was first elected to our board of directors in January 2004 and currently serves as chairman of the board's Operations Committee. He spent his entire professional career from 1971 to 2000 with Unocal Corporation, an integrated energy company. From 1995 to 2000, he was General Manager — Partner Operated Ventures, where he represented Unocal's non-operated international interests at board meetings, management committees and other high level meetings involving projects in the \$200 million range in countries such as Azerbaijan, Bangladesh, China, Congo, Myanmar and Yemen. From 1994 to 1995, Dr. Ohnimus was General Manager of Asset Analysis, where he managed and directed planning, business plan budgeting and scenario plans for the domestic and international business unit with an asset portfolio totaling \$5.5 billion. From 1990 to 1994, Dr. Ohnimus was Vice President and General Manager, Unocal Indonesia, located in Balikpapan, operating five offshore fields and one onshore liquid extraction plant and employing 1200 nationals and 50 expatriates. From 1989 to 1990, he served as Regional Operations Manager in Anchorage, Alaska, and from 1988 to 1989, he was District Operations Manager in Houma, Louisiana. From 1981 to 1988, Dr. Ohnimus was in various management assignments in Houston and Houma, Louisiana, and from 1971 to 1981 he handled various technical assignments in reservoir, production and drilling in the Gulf Coast area (Houston, Van, Lafayette and Houma). From 1975 to 1979, Dr. Ohnimus was Assistant Professor of Petroleum Engineering at the University of Southwest Louisiana (now University of Southern Louisiana) where he taught a total of eleven undergraduate and graduate night classes. In 1980, he taught drilling seminars at the University of Texas Petroleum Extension Service of the International Association of Drilling Contractors (IADC). Dr. Ohnimus has authored several published papers concerning reservoir recompletion and increased recovery. Dr. Ohnimus received his Bachelor of Science degree in Chemical Engineering from the University of Missouri at Rolla in 1968, a Master of Science degree in Petroleum Engineering from the University of Missouri at Rolla in 1969 and a PhD degree in Petroleum Engineering from the University of

Missouri at Rolla in 1971. Dr. Ohnimus served as a director of the American Petroleum Institute in 1978 and 1979, served as Session Chairman for the Society of Petroleum Engineers' Annual Convention in 1982, was the Evangeline Section Chairman of the Society of Petroleum Engineers in 1978 and 1979 and served as President of the Unocal Credit Union from 1986 to 1988. In 2007, he was elected President of the Unocal Gulf Coast Alumni Club, which reports through the Chevron Retirees Association. He still holds that position. In June 2008, Dr. Ohnimus was elected as the vice chairman of the advisory board of Western Standard Energy Corp. (OTCBB:WSEG), an oil and natural gas exploration company. Due to his long oil and natural gas industry career and significant operational and international experience, Dr. Ohnimus provides valuable insight to our board of directors on our drilling and completion operations and management, as well as providing a global technology and operations perspective.

Mr. Michael C. Ryan. Mr. Ryan, age 51, joined our board of directors in February 2009 and currently serves as chairman of the board's Audit Committee. Prior to joining the board, he served as a Board Advisor to the Financial Committee and frequently participated in board planning and strategy sessions. Since October 2004, Mr. Ryan has been a Partner and member of the Investment Committee at Berens Capital Management LLC, an investment firm based in New York. From February 1998 to June 2004, he worked with Goldman, Sachs & Co., a global investment banking and securities services firm, leading its West Coast international institutional equities business. In this role, he developed and built a team of professionals to advise large institutional clients on their global investment decisions. From 1995 to 1998, Mr. Ryan lived in Oslo, Norway, where he was a Partner at Pareto Securities, a Scandinavian-based securities firm where he led and built the institutional equities business into the United States and United Kingdom. From 1991 to 1994, Mr. Ryan represented multiple eastern European governments in the preparation, negotiation and sale of many of their largest state-owned companies. He began his career with Honeywell, Inc. which invents and manufactures technologies, including in the safety, security and energy areas, in 1983, working in the Systems and Research Center, which focused on advanced weapons development programs. Mr. Ryan received a Master of Business Administration degree from The Wharton School at the University of Pennsylvania and a Bachelor of Science degree from the University of Minnesota. Mr. Ryan's background and experience in the domestic and international financial world provide our board of directors with additional perspective on accounting and auditing functions, economic trends and our capital sourcing and financing opportunities.

Mrs. Margaret B. Shannon. Mrs. Shannon, age 62, joined our board of directors in June 2011 and currently serves as chairperson of the board's Corporate Governance Committee. She served as Vice President and General Counsel of BJ Services Company, an international oilfield services company, from 1994 to 2010, when Baker Hughes Incorporated acquired BJ Services. Prior to 1994, she was a partner with the law firm of Andrews Kurth LLP. Mrs. Shannon is active in community activities serving as the Chair of the Membership Committee of the board of directors of the Harris County Health Alliance and a member of the board of directors of the Harris County Health and Human Services Foundation. She previously served as the Chair of the Executive Women's Partnership sponsored by the Greater Houston Partnership, Chair of the Audit Committee of the board of directors of the South Texas College of Law and the chair of the Endowment Board of Palmer Memorial Episcopal Church and was a participant in the American Leadership Forum. Mrs. Shannon received her J.D. cum laude from Southern Methodist University Dedman School of Law in 1976 and her Bachelor of Arts degree from Baylor University in 1971. Mrs. Shannon's experience as an attorney, as a partner with Andrews Kurth LLP, as general counsel for a public company for more than 15 years and as a director for numerous other organizations provides our board of directors with important insights into public company obligations, corporate governance and board functions.

Although our bylaws include a mandatory retirement age of 70 for directors, our board of directors is permitted to waive such restriction on an annual basis up to age 75 upon the determination by the board that such waiver is in the best interest of the company.

In addition, our board is divided into three classes of directors, designated Class I, Class II and Class III, with the term of office of each director ending on the date of the third annual meeting following the annual meeting at which such director was elected. The numbers of directors in each class will be as nearly equal as possible at all times. The current Class I directors are Mrs. Shannon and Messrs. Gummer and Ryan, who will hold office until the 2012 annual meeting of shareholders and until the election and qualification of their respective successors or until their earlier death, retirement, resignation or removal. The current Class II directors are Mr. Mitchell and Dr. Ohnimus, who will hold office until the 2013 annual meeting of shareholders and until the election and qualification of their respective successors or until their earlier death, retirement, resignation or removal. The current Class III directors are Messrs. Foran and Laney and Dr. Holditch, who will hold office until the 2014 annual meeting of shareholders and until the election and qualification of their respective successors or until their earlier death, retirement, resignation or removal.

Special Board Advisors

In addition to our board of directors, we have three individuals who have significant oil and gas experience or legal, accounting and other business experience who advise our board of directors on various matters. Other than indemnification agreements in form similar to those entered into with our directors and officers, we have not entered into written agreements with these individuals with respect to their service as special advisors to our board of directors. Their business histories are described below:

Mr. Marlan W. Downey. Mr. Downey worked for Shell Oil Company, an integrated energy company, from 1957 to 1987. In 1977, he moved to Shell Oil's International Exploration & Production business and became Vice President of Shell, and then President of Shell Oil's newly-formed international subsidiary, Pecten International. Mr. Downey joined ARCO International in 1990 as Senior Vice President of Exploration, becoming President of ARCO International and then Senior Vice President and Executive Exploration Advisor to ARCO International. Mr. Downey retired from ARCO in 1996. He is a fellow of the American Association for the Advancement of Science. Mr. Downey is a past President of the American Association of Petroleum Geologists ("AAPG") and is Chief Scientist — Sarkeys Energy Center at Oklahoma University. Mr. Downey is the 2009 recipient of the AAPG's Sidney Powers Medal, which is the highest honor awarded by the AAPG. He is also active in several international scientific organizations and serves on boards of the Institute for the Study of Earth and Man, and the Reves Institute for International Studies at William and Mary. Mr. Downey received a Bachelor of Arts degree in Chemistry in 1952 at Peru State College in Nebraska. He served in the Army in Korea and the Philippines, then entered graduate school at the University of Nebraska, and received a Bachelor of Science degree in 1956 and a Master of Science degree in Geology in 1957. Mr. Downey previously served on Matador Petroleum Corporation's board of directors with Mr. Foran. He has served as a special advisor since our inception in July 2003 and currently serves as chairman of the board's Prospect Committee.

Mr. Edward R. Scott, Jr. Mr. Scott is a successful Amarillo, Texas lawyer, civic leader and businessman, managing a varied portfolio of real estate and development-related concerns. Currently, he is the primary developer for two residential developments in Amarillo: Pheasant Run and The Greenways. He serves as primary owner of Document Shredding & Storage which services the entire Panhandle area, Sparky's Storage Solutions in Amarillo, Texas and is part owner in several car washes in the Lubbock, Abilene and Dallas/Fort Worth areas. From 1968 to 1996, Mr. Scott was an attorney with the Amarillo law firm of Gibson, Ochsner & Adkins. From 1965 to 1968, he served as an accountant with Price

Waterhouse & Co. Mr. Scott received his Bachelor of Business Administration degree in Accounting from West Texas State University in 1962 and an LLB from The University of Texas School of Law in 1965. Mr. Scott has previously served as a director and chairman of the Amarillo Economic Development Corporation and is currently serving as a board member of the Salvation Army, Amarillo Area Foundation, as well as the Amarillo Club. He is a past President of the Rotary Club of Amarillo, the Amarillo Businessmen's Club, the Amarillo Club, Big Brothers and Big Sisters and the Amarillo Business Foundation. He is a former chairman of the Amarillo Board of City Development and a former member of the Board of Regents for West Texas State University. Mr. Scott has previously served as an officer and/or board member to many other local civic and/or charitable organizations. He is a member of the Texas Bar Association, the Amarillo Bar Association, the Texas Society of Certified Public Accountants and the Panhandle Chapter of the Texas Society of Certified Public Accountants. Mr. Scott is an original shareholder in both Matador Resources Company and the former Matador Petroleum Corporation. He was an original director on the Matador Resources Company board of directors and served as chairman of the Audit Committee for eight years until his retirement from the board in June 2011.

Mr. W.J. "Jack" Sleeper, Jr. Mr. Sleeper has over 55 years of experience evaluating oil and gas properties. Mr. Sleeper joined DeGolyer and MacNaughton, a petroleum consulting firm, as a Petroleum Engineer in 1965. He performed numerous field studies in North and South America, the North Sea and the Middle East. Mr. Sleeper retired as President and Chief Operating Officer of DeGolyer and MacNaughton on January 1, 1995. He served on DeGolyer and MacNaughton's board of directors from 1978 until his retirement. Upon his graduation from the University of Oklahoma with a Bachelor of Science degree in Petroleum Engineering (with Distinction) in 1955, he was employed by Shell Oil Company, an integrated energy company, as an Exploitation Engineer. During his 10 years with Shell he spent three years performing research at Shell Development Company in the fields of Reservoir Engineering, Geology and Petrophysics. He held the titles of Project Engineer, Senior Exploitation Engineer and Senior Production Geologist during his tenure with Shell. Mr. Sleeper has served on the Mewborne Petroleum and Geological Board of Advisors at the University of Oklahoma since 1995. He is a Licensed Professional Engineer (retired) in the states of Oklahoma and Texas. Mr. Sleeper previously served on Matador Petroleum Corporation's board of directors with Mr. Foran. He has served as a special advisor since our inception in July 2003.

Committees of the Board of Directors

We have an Audit Committee, Nominating, Compensation and Planning Committee, Corporate Governance Committee, Executive Committee, Operations Committee, Engineering Committee, Financial Committee and Prospect Committee and may have such other committees as the board of directors shall determine from time to time. The charters of each of the Audit Committee, Nominating, Compensation and Planning Committee and Corporate Governance Committee will be available on our website at www.matadorresources.com concurrently with, or prior to, the completion of this offering. Each of the standing committees of the board of directors have the composition and responsibilities described below.

Audit Committee

The Audit Committee assists the board of directors in monitoring:

- the integrity of our financial statements and disclosures;
- our compliance with legal and regulatory requirements;
- the qualifications and independence of our independent auditor;
- the performance of our internal audit function and our independent auditor; and

[Table of Contents](#)

[Index to Financial Statements](#)

- our internal control systems.

In addition, the Audit Committee is charged with the compliance of our Code of Ethics and Business Conduct for Officers, Directors and Employees.

Our Audit Committee currently consists of Messrs. Gummer, Laney, Mitchell and Ryan and Dr. Ohnimus, each of whom is independent under the rules of the NYSE and the SEC. Mr. Ryan is the chairman of the Audit Committee. SEC rules require a public company to disclose whether or not its audit committee has an “audit committee financial expert” as a member. An “audit committee financial expert” is defined as a person who, based on his or her experience, possesses the attributes outlined in such rules. Our board of directors has determined that Messrs. Gummer and Ryan are each “audit committee financial experts.”

Nominating, Compensation and Planning Committee

The Nominating, Compensation and Planning Committee has the following responsibilities:

- identify and recommend to the board of directors individuals qualified to be nominated for election to the board of directors;
- recommend to the board of directors the members and chairman of each committee of the board of directors;
- assist the board of directors and the independent members of the board of directors in the discharge of their fiduciary responsibilities relating to the fair and competitive compensation of our executive officers;
- provide overall guidance with respect to the establishment, maintenance and administration of our compensation programs, including stock and benefit plans;
- oversee and advise the board of directors and the independent members of the board of directors on the adoption of policies that govern our compensation programs; and
- recommend to the board of directors the strategy, tactical and performance goals of the company, including those performance and tactical goals that relate to performance based compensation, including but not limited to goals for production, reserves, cash flows and shareholder value.

Our Nominating, Compensation and Planning Committee currently consists of Mrs. Shannon and Messrs. Gummer, Laney, Mitchell and Ryan and Drs. Holditch and Ohnimus, each of whom is independent under the rules of the NYSE, a “non-employee director” pursuant to Section 16(b) of the Securities Exchange Act of 1934, as amended, or the Exchange Act, and an “outside director” pursuant to Section 162(m) of the Internal Revenue Code of 1986, as amended. Mr. Laney is the chairman of the Nominating, Compensation and Planning Committee.

The board of directors has also established a Director Nominating Advisory Committee that is charged with receiving and considering possible nominees for election by shareholders to the board of directors. Pursuant to the Director Nominating Advisory Committee charter, this committee will be comprised of 8 to 12 persons selected by the Nominating, Compensation and Planning Committee, and will consist of at least:

- two members of the Nominating, Compensation and Planning Committee;
- two former members of or special advisors to the board of directors;
- two shareholders who beneficially own common stock having a market value of at least \$1.0 million (such value to be based on the market value of the common stock immediately prior to designation of such shareholders to the Director Nominating Advisory Committee); and

[Table of Contents](#)

[Index to Financial Statements](#)

- two shareholders who have beneficially owned common stock continuously for at least the five years prior to such shareholders' designation to the Director Nominating Advisory Committee.

The Director Nominating Advisory Committee will make recommendations on its conclusions to the Nominating, Compensation and Planning Committee for its consideration and review.

Corporate Governance Committee

The Corporate Governance Committee is responsible for periodically reviewing and assessing our corporate governance guidelines and making recommendations for changes thereto to the board of directors, reviewing any other matters related to our corporate governance, unless the authority to conduct such review has been retained by the board of directors or delegated to another committee and overseeing the evaluation of the board of directors and management.

Our Corporate Governance Committee currently consists of Mrs. Shannon and Messrs. Gummer, Laney and Mitchell, each of whom is independent under the rules of the NYSE. Mrs. Shannon is chairperson of the Corporate Governance Committee.

Executive Committee

The Executive Committee has authority to discharge all the responsibilities of the board of directors in the management of the business and affairs of the company, except where action of the full board of directors is required by statute or by our certificate of formation.

Our Executive Committee consists of Messrs. Foran and Laney and Dr. Ohnimus, and Mr. Foran is chairman of the Executive Committee.

Operations Committee

We have, and anticipate continuing to have upon completion of this offering, an Operations Committee. The Operations Committee provides oversight over the development of our prospects, our drilling and completion operations and our production operations and associated costs. The current members of the Operations Committee are Messrs. Foran and Sleeper (ex-officio) and Drs. Holditch and Ohnimus, and Dr. Ohnimus is chairman of the Operations Committee.

Engineering Committee

We have, and anticipate continuing to have upon completion of this offering, an Engineering Committee. The Engineering Committee provides oversight over the amount and classifications of our reserves and the design of our completion techniques and hydraulic fracturing operations and various other reservoir engineering matters. The current members of the Engineering Committee are Messrs. Foran, Downey (ex-officio) and Sleeper (ex-officio) and Drs. Holditch and Ohnimus, and Dr. Holditch is chairman of the Engineering Committee.

Financial Committee

We have, and anticipate continuing to have upon completion of this offering, a Financial Committee. The Financial Committee provides oversight over our financial position, liquidity and capital needs and the various methods for financing our business. The current members of the Financial Committee are Messrs. Foran, Gummer, Laney, Mitchell and Ryan, and Mr. Foran is chairman of the Financial Committee.

[Table of Contents](#)

[Index to Financial Statements](#)

Prospect Committee

We have, and anticipate continuing to have upon completion of this offering, a Prospect Committee. The Prospect Committee provides oversight over the technical analysis, evaluation and selection of our oil and natural gas prospects. The current members of the Prospect Committee are Messrs. Foran, Downey and Sleeper (ex-officio) and Drs. Holditch and Ohnimus, and Mr. Downey is chairman of the Prospect Committee.

Nominating, Compensation and Planning Committee Interlocks and Insider Participation

No member of our Nominating, Compensation and Planning Committee is an employee of the Company. None of our executive officers serve on the board of directors or compensation committee of a company that has an executive officer that serves on our board of directors or Nominating, Compensation and Planning Committee. No member of our board of directors serves as an executive officer of a company in which one of our executive officers serves as a member of the board of directors or compensation committee of that company.

To the extent any members of our Nominating, Compensation and Planning Committee and affiliates of theirs have participated in transactions with us meeting the requirements of Item 404 of Regulation S-K, a description of those transactions is described in "Certain Relationships and Related Party Transactions."

Code of Ethics and Business Conduct for Officers, Directors and Employees

Our board of directors has adopted a Code of Ethics and Business Conduct for Officers, Directors and Employees that complies with applicable U.S. federal securities laws and the corporate governance rules of the NYSE. Any waiver of this code may be made only by our officer responsible for monitoring compliance with such code (or Audit Committee in certain circumstances) and if required by applicable U.S. federal securities laws or the corporate governance rules of the NYSE will be promptly disclosed. A copy of the Code of Ethics and Business Conduct for Officers, Directors and Employees will be posted on our website concurrently with, or prior to, the completion of this offering.

Corporate Governance Guidelines

Our board of directors has adopted corporate governance guidelines in accordance with the corporate governance rules of the NYSE. A copy of the corporate governance guidelines will be posted on our website concurrently with, or prior to, the completion of this offering.

Director Independence

Our board of directors has reviewed the independence of our directors and considered whether any director has a material relationship with us that could compromise his or her ability to exercise independent judgment in carrying out his or her responsibilities. After this review, our board of directors determined that the following directors are "independent directors" as defined under the rules of the SEC and the NYSE: Mrs. Shannon, Messrs. Gummer, Laney, Mitchell and Ryan, and Drs. Holditch and Ohnimus.

Lead Independent Director

Our corporate governance guidelines provide that one of our independent directors should serve as a lead independent director at any time when the chief executive officer serves as the chairman of the board. The lead independent director presides over executive sessions of our independent directors, serves as a liaison between our chairman and the independent directors and performs such additional duties as our board of directors may otherwise determine and delegate. Because Mr. Foran serves as Chairman of the Board and Chief Executive Officer, our independent directors have appointed Mr. Laney to serve as lead independent director.

COMPENSATION OF NAMED EXECUTIVE OFFICERS

Compensation Discussion and Analysis

In this compensation discussion and analysis, we discuss our compensation objectives, our decisions and the rationale behind those decisions relating to compensation for 2011 for our principal executive officer, our principal financial officer, our other three most highly compensated executive officers and Wade I. Massad, our new Executive Vice President — Capital Markets. Furthermore, this compensation discussion and analysis discusses our decisions to date regarding compensation for 2012 and the rationale behind those decisions. This compensation discussion and analysis provides a general description of our compensation program and specific information about its various components.

Named Executive Officers

Throughout this discussion, the following individuals are referred to as the “Named Executive Officers” and are included in the Summary Compensation Table:

- Joseph Wm. Foran, Chairman of the Board, Chief Executive Officer and President;
- David E. Lancaster, Executive Vice President, Chief Operating Officer and Chief Financial Officer;
- Matthew V. Hairford, Executive Vice President — Operations;
- Wade I. Massad, Executive Vice President — Capital Markets;
- David F. Nicklin, Executive Director of Exploration; and
- Bradley M. Robinson, Vice President — Reservoir Engineering.

Objectives of Our Compensation Program

Our future success and the ability to create long-term value for our shareholders depends on our ability to attract, retain and motivate highly qualified individuals in the oil and natural gas industry. Additionally, we believe that our success also depends on the continued contributions of our Named Executive Officers. Our executive compensation program is designed to provide a comprehensive compensation program to meet the following objectives:

- to be fair to both the executive and the company;
- to attract and retain talented and experienced executives with the skills necessary for us to execute our business plan;
- to provide opportunities to achieve a total compensation level that is competitive with comparable positions at companies with which we compete for executives;
- to align the interests of our executive officers with the interests of our shareholders and with the performance of our company for long-term value creation;
- to provide financial incentives to our executives to achieve our key corporate and individual objectives;
- to provide an appropriate mix of fixed and variable pay components to establish a “pay-for-performance” oriented compensation program;
- to foster a shared commitment among executives by coordinating their corporate and individual goals;

- to provide compensation that takes into consideration the education, professional experience and knowledge that is specific to each job and the unique qualities the executive provides; and
- to recognize an executive's commitment and dedication in his job performance and in support of our culture.

What Our Compensation Program Is Designed to Reward

Our compensation program is designed to reward, in both the short-term and the long-term, performance that contributes to the implementation of our business strategies, maintenance of our culture and values and the achievement of our objectives. In addition, we reward qualities that we believe help achieve our business strategies such as teamwork; individual performance in light of general economic and industry-specific conditions; relationships with shareholders and vendors; the ability to manage and enhance production from our existing assets; the ability to explore new opportunities to increase oil and natural gas production; the ability to identify and acquire additional acreage; the ability to increase year-over-year proved reserves; the ability to control unit production costs; level of job responsibility; industry experience; and general professional growth.

2011

Elements of Our 2011 Compensation Program and Why We Paid Each Element

For 2011, our management compensation program was comprised of the following three elements:

- Base Salary. We paid base salary to reward an executive for his assigned responsibilities, experience, leadership and expected future contribution.
- Discretionary Cash Bonus. We included a discretionary cash bonus as part of our management compensation program because we believed this element of compensation (i) helped focus and motivate management to achieve key corporate and individual objectives by rewarding the achievement of these objectives; (ii) helped retain management; (iii) rewarded our successes over the prior year; and (iv) was necessary to be competitive from a total remuneration standpoint.
- Benefits. We offered a variety of health and welfare programs to all eligible employees, including the executive officers other than Mr. Nicklin. The health and welfare programs were intended to protect employees against catastrophic loss and encourage a healthy lifestyle.

In addition, in prior years, we used stock options as the primary vehicle for (i) linking our long-term performance and increases in shareholder value to the total compensation for our executive officers and (ii) providing competitive compensation to attract and retain our executive officers. Due to the timing of this offering, we did not issue any stock options in 2011.

How We Determined Each Element of 2011 Compensation

In the first part of 2011, we had a Planning and Compensation Committee (a predecessor committee to the Nominating, Compensation and Planning Committee), and in consideration of becoming a public company and in connection with this offering, the Planning and Compensation Committee engaged Pay Governance LLC as its independent executive compensation advisory firm to assist with the development and implementation of a new executive compensation program which we originally anticipated would become effective upon the completion of this offering.

[Table of Contents](#)

[Index to Financial Statements](#)

For purposes of benchmarking executive compensation, Pay Governance LLC developed a list of recommended peer companies in the oil and gas exploration and production sector. These companies were recommended to and approved by the Planning and Compensation Committee based on their annual revenues, market capitalization, enterprise value, total assets and EBITDA (earnings before interest, taxes, depletion, depreciation and amortization). The 2011 compensation peer companies are as follows:

Bill Barrett Corp.
Breitburn Energy Partners, L.P.
Clayton Williams Energy Inc.
Comstock Resources Inc.
Contango Oil & Gas Co.
Gulfport Energy Company
Penn Virginia Corp.

Petroleum Development Corp.
Rosetta Resources, Inc.
Stone Energy Corp.
Swift Energy Co.
Unit Corporation
Venoco, Inc.
W&T Offshore, Inc.

Mr. Foran was compared against the chief executive officer position of all 14 peer companies. Mr. Lancaster was compared against the average of the chief financial officer position and the second highest paid position based on annual cash compensation of the 14 peer companies. Messrs. Hairford, Nicklin and Robinson were compared against the third, fourth and fifth highest paid positions based on annual cash compensation of the peer companies, respectively. However, Gulfport Energy Company did not have a fourth and fifth highest paid position and Contango Oil and Gas Co. and Venoco Inc. did not have a fifth highest paid position. The data regarding the peer comparison is based on information presented in their 2010 filings regarding compensation for the year ended December 31, 2009 except for Contango Oil and Gas Co., which had a June 30, 2010 year-end.

As an overall compensation philosophy for 2011, we decided to adopt conservative pay levels as an initial strategy of being a public company. As we grow and build value for our shareholders through sustained high performance and shareholder returns, we plan to increase our overall compensation pay levels gradually toward the 50th percentile of our peer group. In developing our public company compensation program for 2011, we adopted a strategy of focusing on the 25th percentile (lowest quartile) as a general target range for benchmarking most of our Named Executive Officer compensation. Initially for 2011, all elements of direct compensation, including base salary, annual incentive compensation and long-term incentive compensation were targeted for most of our Named Executive Officers to provide pay opportunities in the range of the 25th percentile of our peer companies; however, as described below, based on the timing of this offering, the Nominating, Compensation and Planning Committee and the Independent Directors (as defined below) (both of which are currently comprised of the same members) modified the timing of the increases in certain base salaries, determined not to use a formulaic cash incentive program for 2011 and determined not to make any equity grants to Named Executive Officers for 2011.

2011

Nominating, Compensation and Planning Committee

In consideration of becoming a public company, in August 2011, we formed the Nominating, Compensation and Planning Committee of our board of directors and adopted a charter for such committee which provides a new process for approving compensation of the Named Executive Officers. The Nominating, Compensation and Planning Committee has the authority at our expense to retain and terminate independent third-party compensation consultants and other expert advisors. In addition, the Nominating, Compensation and Planning Committee will confirm at least annually that our incentive pay does not encourage unnecessary risk taking and review and discuss the relationship between risk management policies and practices, corporate strategy and senior executive compensation.

[Table of Contents](#)

[Index to Financial Statements](#)

With regard to all of the Named Executive Officers, the Nominating, Compensation and Planning Committee will recommend to the independent members of our board of directors (the “Independent Directors”):

- option guidelines and size of overall grants;
- option grants and other equity and non-equity related awards; and
- modifications or cancellations of existing grants and substitutions of new grants.

The Independent Directors are required to be independent pursuant to the listing standards of the NYSE and the rules and regulations promulgated under the Exchange Act and Section 162(m) of the Internal Revenue Code of 1986, as amended (the “Code”).

The Nominating, Compensation and Planning Committee will annually review and make recommendations to the Independent Directors regarding the matters related to Mr. Foran’s compensation including corporate goals and objectives applicable to Mr. Foran’s compensation. The Nominating, Compensation and Planning Committee will also evaluate Mr. Foran’s performance in light of these established goals and objectives at least annually. Based upon these evaluations, the Nominating, Compensation and Planning Committee will make recommendations to the Independent Directors regarding Mr. Foran’s annual compensation, including salary, bonus and equity and non-equity incentive compensation. The Nominating, Compensation and Planning Committee will review and recommend to the Independent Directors with regard to Mr. Foran:

- any employment agreement, severance agreement, change in control agreement or provision or separation agreement or amendment thereof;
- any deferred compensation arrangement or retirement plan or benefits; and
- any benefits and perquisites.

On an annual basis, after consultation with Mr. Foran, the Nominating, Compensation and Planning Committee will review and make recommendations to the Independent Directors on the evaluation process and compensation structure for the other Named Executive Officers. After considering the evaluation and recommendations of Mr. Foran, the Nominating, Compensation and Planning Committee will evaluate the performance of the other Named Executive Officers and make recommendations to the Independent Directors regarding the annual compensation of such Named Executive Officers, including salary, bonus and equity and non-equity incentive compensation.

After considering the recommendations of Mr. Foran with regard to the other Named Executive Officers, the Nominating, Compensation and Planning Committee will review and recommend to the Independent Directors regarding the other executive officers:

- any employment agreement, severance agreement, change in control agreement or provision or separation agreement or amendment thereof;
- any deferred compensation arrangement or retirement plan or benefits; and
- any benefits and perquisites.

In addition, pursuant to its charter, the Nominating, Compensation and Planning Committee will review and recommend to the Independent Directors any proposals for the adoption, amendment, modification or termination of our incentive compensation, equity based plans and non-equity based plans.

[Table of Contents](#)

[Index to Financial Statements](#)

2011 Base Salary

Based on the recommendations of Mr. Foran and Mr. Laney, the chairman of the Planning and Compensation Committee, the Planning and Compensation Committee (which consisted of Messrs. Foran, Laney, Ryan and Scott and Dr. Holditch) and the board of directors (other than Mr. Foran) decided that for most of 2011, except for Mr. Robinson, the base salaries for our Named Executive Officers would remain at their 2010 levels which were as follows:

<u>Executive Officer</u>	<u>2010 Base Salary</u>
Joseph Wm. Foran Chairman of the Board, Chief Executive Officer and President	\$ 240,000
David E. Lancaster Executive Vice President, Chief Operating Officer and Chief Financial Officer	\$ 240,000
Matthew V. Hairford Executive Vice President — Operations	\$ 240,000
Bradley M. Robinson Vice President — Reservoir Engineering	\$ 200,000

Although Mr. Nicklin is retained officially as an independent contractor, he serves as our Executive Director of Exploration and is included and treated as a Named Executive Officer for the purposes of this prospectus. Mr. Nicklin retired in 2000 as the Chief Geologist for ARCO and desires to maintain a measure of independence and flexibility in his schedule. Under this independent contractor arrangement, we are able to obtain the benefit of his experience and expertise that we would otherwise not have. Based on the recommendations of Mr. Foran and Mr. Laney, the board of directors (other than Mr. Foran) and the Planning and Compensation Committee decided that for most of 2011, Mr. Nicklin's base rate would remain at \$1,500 per day.

Mr. Robinson's base salary was increased effective January 1, 2011 to \$225,000. Originally, based upon the review of the base salaries paid by the 2011 compensation peer companies and consultation with Mr. Foran (other than with regard to his base salary), the Planning and Compensation Committee and the board of directors (other than Mr. Foran) determined that the base salaries for the Named Executive Officers other than Mr. Robinson and Mr. Massad (who was not an executive officer at such time) were to be increased to the following amounts upon the completion of this offering:

- Mr. Foran — \$550,000
- Mr. Lancaster — \$340,000
- Mr. Hairford — \$275,000
- Mr. Nicklin — \$2,000 per day of which \$250 per day will be deferred until the end of the three year independent contractor agreement; provided Mr. Nicklin's engagement continues until that point. Payments will actually be made to his consulting company.

However, due to the timing of this offering, the Nominating, Compensation and Planning Committee and the Independent Directors determined to make the increases set forth above effective for Messrs. Lancaster, Hairford and Nicklin on December 1, 2011, and for Mr. Foran effective January 1, 2012. Mr. Foran's increased base salary was set between the 25th-50th percentiles of base compensation levels of the peer companies. The increased base salaries for all other Named Executive Officers were set in the range of the 25th percentile of the peer companies for positions indicated above.

[Table of Contents](#)

[Index to Financial Statements](#)

Mr. Massad was an independent contractor for us from September 2010 until November 30, 2011 and was paid \$7,500 per month for such services with it being anticipated that he would provide such independent contractor services for one to two days per week. On December 1, 2011, we hired him as our Executive Vice President – Capital Markets with a base salary of \$225,000 which was recommended by Mr. Foran and approved by the Nomination, Compensation and Planning Committee and the Independent Directors.

2011 Cash Bonuses

Although we had originally planned to adopt an Annual Incentive Plan for 2011 and to make the 2011 incentive payments based on the Annual Incentive Plan, due to the timing of this offering, the board of directors decided to adopt the Annual Incentive Plan effective January 1, 2012 and to make our incentive payments for 2012 performance under the Annual Incentive Plan as described below under “2012 Annual Incentive Compensation.”

For the 2011 cash bonuses, a sub-committee of the Nominating, Compensation and Planning Committee and the Independent Directors is planning to make recommendations regarding such bonuses for the Named Executive Officers to the Nominating, Compensation and Planning Committee and the Independent Directors in February 2012, and then the Nominating, Compensation and Planning Committee and the Independent Directors are planning to determine the amounts of the cash bonuses to be paid to the Named Executive Officers. Although there are not any formulaic plans for determining the 2011 cash bonuses, the Nominating, Compensation and Planning Committee and the Independent Directors anticipate that the rationale for the cash bonus to be paid to each Named Executive Officer will be based on both the company-wide 2011 performance and the applicable Named Executive Officer’s individual 2011 contribution as determined by the Nominating, Compensation and Planning Committee and the Independent Directors.

In addition, to reward Messrs. Foran, Lancaster and Hairford for their valuable contributions in the preparation of this offering, the Planning and Compensation Committee (a predecessor committee to the Nominating, Compensation and Planning Committee) authorized a bonus payment to them of \$50,000, \$40,000 and \$20,000, respectively. In 2011, the Nominating, Compensation and Planning Committee and the Independent Directors ratified such bonus payments.

Pursuant to the terms of Mr. Nicklin’s independent contractor agreement, if the board of directors determines that he has fulfilled his duties in a reasonably satisfactory manner, his consulting company will be paid a bonus of at least \$50,000 for 2011.

Mr. Massad received a \$100,000 sign-on bonus pursuant to the terms of his employment agreement due to the fact that he had provided independent contractor services for significantly more than one to two days per week and had been traveling more than anticipated when he originally agreed to the independent contractor arrangement.

2011 Long-Term Incentive Compensation

Although the Nominating, Compensation and Planning Committee and the Independent Directors had originally planned to make equity grants to the Named Executive Officers in 2011 consisting of non-qualified stock options, performance shares and time-lapsed restricted shares, the Nominating, Compensation and Planning Committee and the Independent Directors decided not to make any equity grants to Named Executive Officers in 2011 due to the timing of this offering.

Benefits

We offer a variety of health and welfare programs to all eligible employees, including the executive officers other than Mr. Nicklin. The health and welfare programs are intended to protect employees against catastrophic loss and encourage a healthy lifestyle. Our health and welfare programs include medical, pharmacy, dental, disability and life insurance. We also have a 401(k) plan for all full time employees, including the executive officers, other than Mr. Nicklin, in which we contribute 3% of the employee's base salary and have the discretion to match dollar-for-dollar up to an additional 4% of the employee's elective deferral contributions. We generally do not offer perquisites to our executives, including our Named Executive Officers. However, we guaranteed the repayment of loans to certain of our Named Executive Officers by Comerica Bank. We intend on terminating our guaranties of such loans on or before January 27, 2012 (See "Certain Relationships and Related Party Transactions — Loan Program").

How We Determine Each Element of 2012 Compensation

2012 Base Salary

For 2012, after receiving input from Mr. Foran, the Nominating, Compensation and Planning Committee and the Independent Directors decided to leave the salaries for Messrs. Foran, Lancaster, Massad and Nicklin at the amounts set forth above after giving effect to the increase in Mr. Foran's base salary to \$550,000 beginning on January 1, 2012. With regard to Messrs. Hairford and Robinson, after receiving input from Mr. Foran, the Nominating, Compensation and Planning Committee and the Independent Directors decided to increase the base salaries effective January 1, 2012 for Mr. Hairford to \$300,000 and for Mr. Robinson to \$240,000. Mr. Hairford's raise was based upon his role in completing our Eagle Ford acreage acquisition in DeWitt, Karnes, Wilson and Gonzales counties and for his leadership in initiating our ongoing drilling and completion operations in the Eagle Ford shale. Mr. Robinson's raise was based upon his ongoing leadership in coordinating our non-operating participation interests in the Haynesville shale and elsewhere and for his specific technical contributions to our completion operations in the Eagle Ford shale and our exploration efforts in the Meade Peak shale.

2012 Annual Incentive Compensation

Effective January 1, 2012, we adopted an Annual Incentive Plan. All awards made pursuant to the Annual Incentive Plan will be cash awards. Such awards will be paid to the Named Executive Officers as soon as practical following completion of the plan year and, in any case, within the first 135 days following the end of the plan year.

Each year, the Nominating, Compensation and Planning Committee will recommend to the Independent Directors and the Independent Directors will set annual performance criteria for the Named Executive Officers based on the possible performance criteria that are set forth in the Annual Incentive Plan. Such criteria may include financial, operational and strategic performance goals for the company, company performance measures and company performance relative to peers. The Nominating, Compensation and Planning Committee will also recommend to the Independent Directors and the Independent Directors will set corresponding performance payment amounts based on the achievement of such performance criteria by each Named Executive Officer.

In addition to the annual performance criteria, in order to give the Nominating, Compensation and Planning Committee and the Independent Directors flexibility, the Nominating, Compensation and Planning Committee may make recommendations to the Independent Directors and the Independent Directors may decide after completion of our fiscal year to decrease the amount of the payments relating to the

corresponding performance criteria or to increase the amount of the payments to the Named Executive Officers. Any increase may be in response to unforeseen circumstances when the performance criteria were set. Any such increase may or may not be based on the list of performance criteria set forth in the Annual Incentive Plan and may be made irrespective of whether any payments are made regarding the performance criteria.

For 2012, we plan to utilize performance criteria which may include, without limitation, such items as production volumes, oil and natural gas reserves added, EBITDA, finding costs and lease operating expenses as well as environmental compliance measures and safety and accident rates. In February 2012, we anticipate that a sub-committee of the Nominating, Compensation and Planning Committee and Independent Directors (the Nominating, Compensation and Planning Committee and the Independent Directors are currently comprised of the same members) will recommend to the Nominating, Compensation and Planning Committee and the Independent Directors and the Nominating, Compensation and Planning Committee and the Independent Directors will determine the threshold, target and maximum performance measures for the selected performance criteria, the weighting of such criteria in comparison to the other performance criteria and the corresponding annual incentive opportunity expressed as a percentage of base salary for each Named Executive Officer for the threshold, target and maximum performance criteria levels. In future years, we may add more quantitative performance criteria to the measurement in order to better measure Named Executive Officer contributions to our performance.

The threshold opportunity will be aligned with the performance goals established for each Named Executive Officer, such that meeting the threshold level of all performance criteria may result in the Named Executive Officer earning his threshold annual incentive opportunity set forth under the performance criteria. The target opportunity will be aligned with the performance goals established for each Named Executive Officer, such that meeting the target level for all of the performance criteria may result in the Named Executive Officer earning his target annual incentive opportunity set forth under the performance criteria. The maximum opportunity will be aligned with the performance goals established for each Named Executive Officer, such that meeting the maximum level of all performance criteria may result in the Named Executive Officer earning his maximum annual incentive opportunity set forth under the performance criteria. The table which follows sets forth the anticipated threshold, target and maximum incentive opportunities for the Named Executive Officers for 2012 based on the to be selected performance criteria.

[Table of Contents](#)

[Index to Financial Statements](#)

<u>Participant</u>	<u>Threshold Annual Incentive Opportunity as % of 2012 Base Salary</u>	<u>Target Annual Incentive Opportunity as % of 2012 Base Salary</u>	<u>Maximum Annual Incentive Opportunity as % of 2012 Base Salary</u>
Joseph Wm. Foran Chairman of the Board, Chief Executive Officer and President	37.5%	75%	150%
David E. Lancaster Executive Vice President, Chief Operating Officer and Chief Financial Officer	32.5%	65%	130%
Matthew V. Hairford Executive Vice President — Operations	32.5%	65%	130%
Wade I. Massad Executive Vice President — Capital Markets	32.5%	65%	130%
David F. Nicklin Executive Director of Exploration	25%	50% ⁽¹⁾	100%
Bradley M. Robinson Vice President — Reservoir Engineering	25%	50%	100%

(1) The target annual incentive opportunity, expressed in dollars, assumes that Mr. Nicklin works 210 days per year at the rate of \$2,000 per day. Payments will actually be made to his consulting company.

In early 2013, with regard to each Named Executive Officer, after taking into account the performance criteria and all other information with regard to such Named Executive Officer, the Nominating, Compensation and Planning Committee (or sub-committee thereof) may recommend to the Independent Directors that any Named Executive Officer be paid an annual award and the Independent Directors will determine the annual award to be paid to such Named Executive Officer, if any. The amount of such annual award may be greater than or less than the payment opportunity based on the performance criteria so long as the annual award does not exceed 200% of the applicable Named Executive Officer's annual base salary.

Pursuant to the terms of his employment agreement, Mr. Massad will receive a \$150,000 bonus upon completion of this offering due to his experience in the capital markets arena which has assisted the company in both amending and restating our senior secured revolving credit agreement and arranging for underwriters on acceptable terms for this offering.

Long-Term Incentive Plan

Effective January 1, 2012, the board of directors adopted the 2012 Long-Term Incentive Plan. This plan permits the granting of long-term equity and cash incentive awards, including the following:

- stock options;
- stock appreciation rights;
- restricted stock (time-lapse and performance-based);
- restricted stock units (both time-lapse and performance-based);
- performance shares;
- performance units;
- stock grants; and
- performance cash awards.

[Table of Contents](#)

[Index to Financial Statements](#)

The board of directors has determined not to make any additional grants of awards under the 2003 Plan, and the 2012 Long-Term Incentive Plan will replace the 2003 Plan going forward. The 2012 Long-Term Incentive Plan has 4,000,000 shares of common stock or share equivalents reserved for issuance. The plan covers grants to the Named Executive Officers, key employees, consultants and non-employee directors.

After receiving recommendations from the Nominating, Compensation and Planning Committee (or a sub-committee thereof), the plan will be administered by the Independent Directors, who will authorize and approve grants, including the size and terms of such grants such as vesting and the lapsing of restrictions. For 2012, the Independent Directors anticipate that the Named Executive Officers will receive non-qualified stock options, performance shares and time-lapsed restricted shares with each type of grant for each Named Executive Officer having a present value equal to one-third of the value of all long-term incentive compensation awarded during 2012 to such Named Executive Officer. Mr. Nicklin's grants will be made to his consulting company.

The stock options will be granted at 100% of fair market value of our common stock on the date of grant and will vest equally on the first four anniversaries of the grant date if the Named Executive Officer is still employed by us on such dates. The Independent Directors anticipate that the performance shares will be subject to a three-year performance period following the date of grant, and the number of performance shares earned by each participant may range from 0% to 200% of the shares granted subject to performance criteria if the Named Executive Officer is still employed by us at the end of the three-year performance period or an independent contractor with us with regard to Mr. Nicklin. The Independent Directors expect the performance criteria will be our total shareholder return relative to the peer companies set forth above as measured by the increase in share price over the three-year performance period plus the value of dividends (reinvested in an equivalent value of shares at the end of the month if and when any dividends are declared). The Independent Directors believe if our total shareholder return is equal to the 50th percentile of the total shareholder return of the peer companies, then the Named Executive Officer will earn 100% of the shares granted. The Independent Directors believe if our total shareholder return is equal to the 75th percentile of the peer companies, the Named Executive Officer will earn 150% of the performance shares granted. The Independent Directors believe if our total shareholder return is equal to 90% or greater of the peer companies, the Named Executive Officer will receive 200% of the performance shares granted. The Independent Directors believe if our total shareholder return is below the 35th percentile of the peer companies, the Named Executive Officer will not earn any of the performance shares granted. The Independent Directors expect the number of shares earned between the 35th percentile and the 50th percentile, the 50th percentile and the 75th percentile and the 75th percentile and the 90th percentile will be on a straight line interpolation basis. The Independent Directors anticipate the restrictions on the time-lapsed restricted shares will lapse equally on the first three anniversaries of the grant date if the Named Executive Officer is still employed with us on such dates. During the restricted period, the Named Executive Officer will be eligible to receive dividends on and vote the restricted shares.

Pursuant to the terms of his employment agreement, Mr. Massad is to receive a grant of stock options exercisable into 150,000 shares of our common stock if the offering price is determined by June 1, 2012 at an exercise price equal to the greater of \$12 per share or the per share offering price of this offering. If the offering price of this offering is not determined by June 1, 2012, Mr. Massad will be granted the stock options on June 1, 2012 at an exercise price equal to the greater of \$12 per share or the fair market value of a share of our common stock on June 1, 2012. The stock options are to vest in three equal installments on each of December 1, 2012, 2013 and 2014 if Mr. Massad is still employed by us on such dates.

[Table of Contents](#)

[Index to Financial Statements](#)

How Elements of Our Compensation Program Are Related to Each Other

We view the various components of compensation as related but distinct with generally a significant portion of total compensation reflecting “pay for performance.” We do not have any formal or informal policies or guidelines for allocating compensation between long-term and currently paid out compensation or between cash or non-cash compensation.

Accounting and Tax Considerations

Under Section 162(m) of the Code, a limitation is placed on tax deductions of any publicly-held corporation for individual compensation to certain executives of such corporation exceeding \$1.0 million in any taxable year, unless the compensation is performance based. Since we have not been a publicly-held company, Section 162(m) has not applied to us, and there is an exception to this deductibility limitation for a specified period of time in the case of companies such as us that become publicly-held.

Termination of Employment Arrangements and Independent Contractor Agreement

Employment Agreements and Independent Contractor Agreement

For 2010 and until August 8, 2011, all of the Named Executive Officers other than Messrs. Foran, Massad and Nicklin were parties to employment agreements which provided for “at will” employment with either party being required to provide two weeks advanced notice of termination of employment. These employment agreements did not provide for any additional payments upon termination by either party, even after a change in control, other than accrued and unused vacation. For 2010 and until August 8, 2011, Mr. Nicklin was party to an independent contractor agreement which provided for either party being required to provide fifteen days advance notice of termination. This independent contractor agreement did not provide for any additional payments upon termination by either party, even after a change in control, other than for services performed prior to the date of termination.

As described under “Discussion Regarding Summary Compensation Table and Grants of Plan-Based Awards Table,” in contemplation of this offering, on August 9, 2011, we entered into employment agreements with Messrs. Foran, Lancaster, Hairford and Robinson and an independent contractor agreement with Mr. Nicklin and his consulting company, and on December 1, 2011 we entered into an employment agreement with Mr. Massad.

Under the employment agreements, if one of the following occurs:

- the Named Executive Officer dies;
- the Named Executive Officer is totally disabled;
- we mutually agree to end the employment agreement;
- we dissolve and liquidate; or
- the term of the employment agreement ends,

we will pay the Named Executive Officer the average of his annual bonus for the prior two years pro-rated based on the number of complete or partial months completed during the year of termination.

Also, under the employment agreements, if one of the following occurs:

- the Named Executive Officer is terminated (i) by us for a reason other than (a) as set forth above or (b) for just cause, or (ii) in connection with a “change in control” as described below; or
- the Named Executive Officer terminates his employment for “good reason,”

[Table of Contents](#)

[Index to Financial Statements](#)

if the Named Executive Officer is Mr. Foran, we will pay him twice his base salary and twice the average of his annual bonus for the prior two years; if the Named Executive Officer is Messrs. Lancaster, Hairford or Massad we will pay him 1.5 times his base salary and 1.5 times the average of his annual bonus for the prior two years; and if the Named Executive Officer is Mr. Robinson, we will pay him one year of base salary and the average of his annual bonus for the prior two years.

Finally, under the employment agreements, upon a “change in control” and within 30 days prior to the “change in control” or within 12 months after the “change in control,” if we terminate a Named Executive Officer without just cause or the Named Executive Officer terminates his employment with or without “good reason,” if the Named Executive Officer is Messrs. Foran, Lancaster, Hairford or Massad, we will pay him three times his base salary and three times the average of his annual bonus for the prior two years; and if the Named Executive Officer is Mr. Robinson, we will pay him twice his base salary and twice the average of his annual bonus for the prior two years. Until Mr. Massad has been employed for two complete calendar years, Mr. Massad’s bonus for any calendar year for which he does not have a bonus history, other than bonuses specifically contemplated by his employment agreement, will be deemed to be the same as the bonuses paid to our Executive Vice President—Operations for such year.

“Change in control” is defined under Section 409A of the Code as follows:

- A change in ownership of the company occurs on the date that, except in certain situations, results in someone acquiring more than 50% of the total fair market value or voting power of the company’s stock;
- A change in effective control of the company occurs on one of the following dates:
 - The date that a person acquires (or has acquired in a 12 month period) ownership of 30% or more of the company’s total voting power; however, if a person already owns at least 30% of the company’s total voting power, the acquisition of additional control does not constitute a change in control; or
 - The date during a 12 month period where a majority of the company’s board of directors is replaced by directors whose appointment or election was not endorsed by a majority of the board of directors; and
- A change in the ownership of a substantial portion of the company’s assets occurs on the date a person acquires (or has acquired in a 12 month period) assets of the company having a total gross market value of at least 40% of the total gross fair market value of all of the company’s assets immediately before such acquisition.

For purposes of the employment agreements, “good reason” means:

- The assignment of duties inconsistent with the title of the Named Executive Officer or his current office or a material diminution of the Named Executive Officer’s current authority, duties or responsibilities;
- A diminution of the Named Executive Officer’s base salary or a material breach of the employment agreement; or
- Other than with respect to Mr. Massad, the relocation of the company’s principal executive offices more than 30 miles from the company’s present principal executive offices or the transfer of the Named Executive Officer to a place other than the company’s principal executive offices; and
- The action causing the “good reason” is not cured within the applicable cure period.

[Table of Contents](#)

[Index to Financial Statements](#)

For purposes of the employment agreements, “just cause” means:

- The Named Executive Officer’s continued and material failure to perform the duties of his employment consistent with his position other than due to disability;
- The Named Executive Officer’s failure to perform his material obligations under the employment agreement other than due to disability;
- The Named Executive Officer’s material breach of the company’s written policies concerning discrimination, harassment or securities trading;
- The Named Executive Officer’s refusal or failure to follow lawful directives of the board of directors and any supervisors other than due to disability;
- The Named Executive Officer’s commission of fraud, theft or embezzlement;
- The Named Executive Officer’s conviction or indictment of a felony or other crime involving moral turpitude; or
- The Named Executive Officer’s intentional breach of fiduciary duty; and
- The action causing the “just cause” is not cured within the applicable cure period.

Under Mr. Nicklin’s independent contractor agreement, if one of the following occurs:

- he dies;
- he is totally disabled;
- we mutually agree to end the independent contractor agreement;
- we dissolve and liquidate; or
- the term of the independent contractor agreement ends,

we must pay his consulting company (i) the average of the annual bonus paid to the consulting company for the prior two years pro-rated based on the number of complete or partial months completed during the year of termination and (ii) all accrued and vested compensation under our incentive plans. In addition, if Mr. Nicklin dies or is totally disabled during the three year term of the independent contractor agreement, his consulting company will be paid \$250 per day that Mr. Nicklin consulted for us during the term of the independent contractor agreement.

Also, under the independent contractor agreement, if one of the following occurs:

- the independent contractor agreement is terminated by us for a reason other than as set forth above or in connection with a “change in control” as described below; or
- he terminates the independent contractor agreement for “good reason” (as described in connection with the employment agreements set forth above),

we must pay an amount equal to \$1,000 per full business day for the lesser of (i) the time Mr. Nicklin consulted for us during the prior twelve months of the term of the independent contractor agreement or (ii) the time between August 9, 2011 and the date the independent contractor agreement was terminated plus accrued and vested compensation under our equity plans.

[Table of Contents](#)

[Index to Financial Statements](#)

Finally, under the independent contractor agreement, upon a “change in control” (as described in connection with the employment agreements set forth above) and within 30 days prior to the “change in control” or within 12 months after the “change in control,” if we terminate Mr. Nicklin without “just cause” (as described in connection with the employment agreements set forth above) or Mr. Nicklin terminates his independent contractor agreement with or without “good reason,” we will pay an amount equal to two times the aggregate amount paid based on the daily rate during the prior twelve months plus accrued and vested compensation under our equity plans.

Equity Plans

The 2003 Plan provides that all awards automatically vest upon a “change in control.”

See the definition of “change in control” under “— Potential Payments upon Termination or Change in Control.”

The “change in control” provisions in the employment agreements, the independent contractor agreement and the 2003 Plan help prevent management from being distracted by rumored or actual changes in control. The “change in control” provisions provide:

- incentives for the Named Executive Officers to remain with us despite the uncertainties of a potential or actual change in control;
- assurance of severance payments for terminated Named Executive Officers; and
- access to equity compensation after a change in control.

We believe a single trigger is appropriate for the following reasons:

- to be competitive with what we believe to be the standards for payments upon a “change in control”;
- with regard to equity, employees or independent contractors who remain after a “change in control” are treated the same as the general shareholders who could sell or otherwise transfer their equity upon a “change in control”; and
- since we would not exist in our present form after a “change in control,” Named Executive Officers should not have to have their compensation dependent on the new company.

Stock Ownership Guidelines

We have adopted stock ownership guidelines for our executive officers that cover the following executive officers and designated amounts:

- Chairman, President and Chief Executive Officer — shares equal to five times base salary;
- Executive Vice Presidents — shares equal to two and 1/2 times base salary; and
- Vice Presidents and Executive Directors — shares equal to one and 1/2 times base salary.

Each of the foregoing executive officers has five years from the date of the closing of this offering in which to achieve the stock ownership position. Shares which will count toward the stock ownership guidelines include time-lapse restricted shares that are still restricted and any shares held in trust by the executive officer or his immediate family over which he has direct beneficial ownership interest. Shares which will not count toward the stock ownership guidelines include shares underlying unexercised stock options, unexercised stock appreciation rights and performance-based awards for which the performance requirements have not been satisfied.

Summary Compensation Table

The following table summarizes the total compensation awarded to, earned by or paid to Messrs. Foran, Lancaster, Hairford, Nicklin and Robinson for 2010 and 2011, and for Mr. Massad for 2011 since he was not an executive officer in 2010. This table and the accompanying narrative should be read in conjunction with the Compensation Discussion and Analysis, which sets forth the objectives and other information regarding our executive compensation program.

Name and Principal Position	Year	Salary (\$)	Bonus (\$)	Option Awards⁽¹⁾ (\$)	All Other Compensation (\$)	Total (\$)
Joseph Wm. Foran Chairman of the Board, Chief Executive Officer and President	2011	\$240,000	\$ 50,000 ⁽²⁾	–	\$ 18,019 ⁽³⁾	\$308,019
	2010	\$240,000	\$400,000	–	\$ 17,994 ⁽⁴⁾	\$657,994
David E. Lancaster Executive Vice President, Chief Operating Officer and Chief Financial Officer	2011	\$248,333	\$ 40,000 ⁽²⁾	–	\$ 17,150 ⁽⁵⁾	\$305,483
	2010	\$240,000	\$100,000	\$ 46,781	\$ 17,150 ⁽⁵⁾	\$403,931
Matthew V. Hairford Executive Vice President — Operations	2011	\$242,917	\$ 20,000 ⁽²⁾	–	\$ 17,150 ⁽⁵⁾	\$280,067
	2010	\$240,000	\$150,000	\$ 31,187	\$ 17,150 ⁽⁵⁾	\$438,337
Wade I. Massad Executive Vice President — Capital Markets	2011	\$101,250 ⁽⁶⁾	\$100,000 ⁽²⁾	–	\$ 8,313 ⁽⁷⁾	\$209,563
David F. Nicklin Executive Director of Exploration	2011	\$320,750 ⁽⁸⁾	\$ 50,000 ⁽⁹⁾	–	–	\$370,750
	2010	\$315,000 ⁽¹⁰⁾	\$ 35,000	\$ 32,556	–	\$382,556
Bradley M. Robinson Vice President — Reservoir Engineering	2011	\$225,000	– ⁽²⁾	–	\$ 15,831 ⁽¹¹⁾	\$240,831
	2010	\$200,000	\$ 50,000	\$ 15,594	\$ 17,150 ⁽⁵⁾	\$282,744

(1) Option awards are the grant date fair values computed in accordance with FASB ASC Topic 718. Our policy and assumptions made in the valuation of the stock options are contained in Note 2 and Note 8 of the audited financial statements for the year ended December 31, 2010.

(2) Reflects bonuses paid in 2011. See “Compensation Discussion and Analysis – 2011 Cash Bonuses” regarding the potential for further bonuses to be paid in 2012 regarding 2011 performance.

(3) Consists of \$17,150 in 401(k) matching contributions as described in “– Benefits” and \$869 in premiums reimbursed to Mr. Foran for a disability policy covering Mr. Foran.

(4) Consists of \$17,150 in 401(k) matching contributions as described in “– Benefits” and \$844 in premiums reimbursed to Mr. Foran for a disability policy covering Mr. Foran.

(5) Consists of \$17,150 in 401(k) matching contributions as described in “– Benefits.”

(6) Consists of independent contractor payments from January 1, 2011 through November 30, 2011 and salary for December 2011.

(7) Consists of \$8,313 in 401(k) matching contributions as described in “– Benefits.”

(8) Based on the aggregate amount of payments made to Mr. Nicklin under his independent contractor agreement as determined by his base rate of \$1,500 per day from January 1, 2011 through November 30, 2011 and \$1,750 per day for December 2011.

(9) Pursuant to his independent contractor agreement, Mr. Nicklin’s consulting company will be paid at least \$50,000 for 2011 if the board of directors determines that he fulfilled his duties in a reasonably satisfactory manner. The board of directors has not met on this issue as of January 16, 2012. Therefore, \$50,000 has been included at this time, but the exact amount to be awarded to Mr. Nicklin is not known.

(10) Based on the aggregate amount of payments made to Mr. Nicklin as determined by his base rate of \$1,500 per day under his independent contractor agreement.

(11) Consists of \$15,831 in 401(k) matching contributions as described in “– Benefits.”

Discussion Regarding Summary Compensation Table and Grants of Plan-Based Awards Table

For 2010 and until August 8, 2011, all of our Named Executive Officers, other than Messrs. Foran, Massad and Nicklin, were parties to employment agreements with the company that were similar in terms with the exception of certain benefits such as salaries. Under these agreements, the employment was “at

[Table of Contents](#)

[Index to Financial Statements](#)

will.” Either party could terminate the employee’s employment with or without cause at any time upon the giving of two weeks notice. There were no guaranteed payments of any kind for any of our Named Executive Officers, including Mr. Foran, in the event of a change of control. These agreements required the employee to maintain the confidentiality of our trade secrets, technical data, customer lists, training manuals, financial reports and other confidential information and knowledge regarding our business. The employee was required to deliver any property in his possession or control that is our property upon termination of employment.

For 2010 and until August 8, 2011, Mr. Nicklin was party to an independent contractor agreement with the company. Under this independent contractor agreement, Mr. Nicklin’s services were subject to termination upon the giving of 15 days notice by either party. There were no guaranteed payments of any kind to Mr. Nicklin, other than reimbursement for services rendered and associated expenses through the date of termination. This agreement required Mr. Nicklin to maintain the confidentiality of our trade secrets, technical data, customer lists, training manuals, financial reports and other confidential information and knowledge regarding our business. Mr. Nicklin was required to deliver any property in his possession or control that is our property upon termination of his independent contractor agreement.

On August 9, 2011, we entered into employment agreements with Messrs. Foran, Lancaster, Hairford and Robinson and an independent contractor agreement with Mr. Nicklin.

Mr. Foran. His employment agreement is for a twenty-four month term and such term automatically extends each month by one additional month unless either the company or Mr. Foran gives written notice that the term will no longer be extended. For 2011, his base salary was \$240,000. Effective January 1, 2012, the base salary is \$550,000, and he is eligible to participate in our annual incentive plan and our long-term incentive plan. See “Compensation Discussion and Analysis — Termination of Employment Arrangements and Independent Contractor Agreement — Employment Agreements and Independent Contractor Agreement” regarding the payments to be made to Mr. Foran upon termination of his employment and/or a “change in control.”

Mr. Lancaster. His employment agreement is for an eighteen month term and such term automatically extends each month by one additional month unless either the company or Mr. Lancaster gives written notice that the term will no longer be extended. From January 1, 2011 through November 30, 2011, his base salary was \$240,000. Effective October 1, 2011, the base salary is \$340,000, and he is eligible to participate in our annual incentive plan and our long-term incentive plan. See “Compensation Discussion and Analysis — Termination of Employment Arrangements and Independent Contractor Agreement — Employment Agreements and Independent Contractor Agreement” regarding the payments to be made to Mr. Lancaster upon termination of his employment and/or a “change in control.”

Mr. Hairford. His employment agreement is for an eighteen month term and such term automatically extends each month by one additional month unless either the company or Mr. Hairford gives written notice that the term will no longer be extended. From January 1, 2011 through November 30, 2011, his base salary was \$240,000. From December 1, 2011 through December 31, 2011, the base salary was \$275,000. Effective January 1, 2012, his base salary was \$300,000 and he is eligible to participate in our annual incentive plan and our long-term incentive plan. See “Compensation Discussion and Analysis — Termination of Employment Arrangements and Independent Contractor Agreement — Employment Agreements and Independent Contractor Agreement” regarding the payments to be made to Mr. Hairford upon termination of his employment and/or a “change in control.”

[Table of Contents](#)

[Index to Financial Statements](#)

Mr. Robinson. His employment agreement is for a twelve month term and such term automatically extends each month by one additional month unless either the company or Mr. Robinson gives written notice that the term will no longer be extended. From January 1, 2011 through November 30, 2011, the base salary was \$225,000. Effective December 1, 2011, the base salary was \$240,000, and he is eligible to participate in our annual incentive plan and our long-term incentive plan. See “Compensation Discussion and Analysis — Termination of Employment Arrangements and Independent Contractor Agreement — Employment Agreements and Independent Contractor Agreement” regarding the payments to be made to Mr. Robinson upon termination of his employment and/or a “change in control.”

Mr. Nicklin. His independent contractor agreement is for a thirty-six month term. From January 1, 2011 through November 30, 2011, the daily rate was \$1,500 per day. Effective December 1, 2011, the daily rate is \$1,750 per day that Mr. Nicklin consults for us, and if the independent contractor agreement remains in effect until the end of the thirty-six month term, we will pay an additional \$250 per day that Mr. Nicklin consulted for us during the thirty-six months. Mr. Nicklin, through his consulting company, is eligible to participate in our annual incentive plan and our long-term incentive plan. Also, for 2011, if the board of directors determines that Mr. Nicklin has fulfilled his duties in a reasonably satisfactory manner, his consulting company will be paid a bonus of at least \$50,000. See “Compensation Discussion and Analysis — Termination of Employment Arrangements and Independent Contractor Agreement — Employment Agreements and Independent Contractor Agreement” regarding the payments to be made to Mr. Nicklin’s consulting company upon termination of the independent contractor agreement and/or a “change in control.”

Mr. Massad. His employment agreement is for a twelve month term and such term will automatically be extended for six additional months unless either the company or Mr. Massad gives 60 days written notice prior to the end of the initial twelve months that the term will not be extended at the end of the initial twelve months. The base salary is \$225,000, and he is eligible to participate in our annual incentive plan and our long-term incentive plan. He received a sign-on bonus of \$100,000. See “Compensation Discussion and Analysis — How We Determine Each Element of 2012 Compensation — 2012 Annual Incentive Compensation” regarding the bonus to be paid to Mr. Massad upon completion of this offering, and see “Compensation Discussion and Analysis — How We Determine Each Element of 2012 Compensation — Long-Term Incentive Plan” regarding the stock options to be granted to Mr. Massad in 2012. See “Compensation Discussion and Analysis — Termination of Employment Arrangements and Independent Contractor Agreement — Employment Agreements and Independent Contractor Agreement” regarding the payments to be made to Mr. Massad upon termination of his employment and/or a “change in control.”

Bonuses. See “Compensation Discussion and Analysis — How We Determined Each Element of 2011 Compensation — 2011 Cash Bonuses” regarding the cash bonuses that we paid to the Named Executive Officers other than Mr. Robinson for 2011 through January 16, 2012 and the rationale for such payments.

General. Base salary paid and the amount of cash bonuses paid in 2011 represented from 93.4% to 100% of the Named Executive Officers’ total compensation as represented in the Summary Compensation Table with the percentages being as follows: Mr. Foran — 94.2%; Mr. Lancaster — 94.4%; Mr. Hairford — 93.9%; Mr. Massad — 96.0%; Mr. Nicklin — 100%; and Mr. Robinson — 93.4%.

Outstanding Equity Awards at December 31, 2011

The following table summarizes the total outstanding equity awards at December 31, 2011 for each Named Executive Officer:

Name	Option Awards			
	Number of Securities Underlying Unexercised Stock Options (#) Exercisable	Number of Securities Underlying Unexercised Stock Options (#) Unexercisable	Option Exercise Price (\$)	Option Expiration Date
Joseph W. Foran	–	–	–	–
David E. Lancaster	60,000	–	\$ 9.00	2/7/12
	56,250	18,750	\$ 10.00	2/12/13
	3,750	11,250	\$ 9.00	2/21/20
Matthew V. Hairford	30,000	–	\$ 9.00	2/7/12
	67,500	22,500	\$ 10.00	2/12/13
	2,500	7,500	\$ 9.00	2/21/20
Wade I. Massad	–	–	–	–
David F. Nicklin	15,000	–	\$ 10.00	2/12/13
	2,500	7,500	\$ 9.00	2/21/20
Bradley M. Robinson	15,000	–	\$ 9.00	2/7/12
	22,500	7,500	\$ 10.00	2/12/13
	1,250	3,750	\$ 9.00	2/21/20

The following table provides the vesting dates at December 31, 2011 for unvested stock options:

Vesting Date	Joseph Wm. Foran	David E. Lancaster	Matthew V. Hairford	Wade I. Massad	David F. Nicklin	Bradley M. Robinson
2/13/12	–	18,750	22,500	–	–	7,500
2/22/12	–	3,750	2,500	–	2,500	1,250
2/22/13	–	3,750	2,500	–	2,500	1,250
2/22/14	–	3,750	2,500	–	2,500	1,250
Total Unvested Stock Options	–	30,000	30,000	–	7,500	11,250

Option Exercises and Stock Vested During 2011

The following table summarizes, for the Named Executive Officers in 2011, the number of shares acquired upon exercise of stock options and the value realized, each before payout of any applicable withholding tax:

Name	Option Awards		
	Number of Shares Acquired on Exercise (#)	Value Realized on Exercise (\$) ⁽¹⁾	Date of Exercise
Joseph Wm. Foran	–	–	–
David E. Lancaster	–	–	–
Matthew V. Hairford	30,000	60,000	6/29/11
Wade I. Massad	–	–	–
David F. Nicklin	–	–	–
Bradley M. Robinson	–	–	–

(1) Determined based on the difference between the \$9.00 exercise price of the stock options and the fair market value of our Class A common stock on the date of exercise which was \$11.00 per share on June 29, 2011.

Potential Payments Upon Termination or Change in Control

Under the 2003 Plan, all awards vest upon a change in control. Assuming there was a change in control on December 31, 2011, the Named Executive Officers would have received the following amounts in automatic vesting of stock options based on an assumed fair market value of \$15.00 on December 31, 2011: Mr. Foran — \$0; Mr. Lancaster — \$161,250; Mr. Hairford — \$157,000; Mr. Massad — \$0; Mr. Nicklin — \$45,000; and Mr. Robinson — 60,000. A “change in control” occurs upon any of the following events:

- any person (or group of persons acting in concert), other than the company or an affiliate, becomes the beneficial owner, directly or indirectly, of voting securities representing 30% or more of the voting power of our then outstanding voting securities (with the threshold percentage being increased, not to exceed 50% for the beneficial owners of our voting securities for whom Wellington Management Company, L.P. serves as an investment advisor if those owners are deemed to be a “group” for this purpose);
- our board of directors ceases to consist of a majority of continuing directors; where “continuing director” means a member of the board who was either (i) a member of the board at October 31, 2008 or (ii) nominated, appointed or approved, following nomination by our shareholders, to serve as a director by a majority of the then continuing directors;
- our shareholders approve (i) any consolidation or merger with us or any subsidiary that results in the shareholders immediately prior to the consolidation or merger holding less than a majority ownership interest in the outstanding voting securities of the surviving entity, (ii) any sale, lease, exchange or other transfer of all or substantially all of our assets or (iii) any plan or proposal for our liquidation or dissolution; or
- our shareholders accept a share exchange in which our shareholders immediately before such share exchange do not hold, immediately following such share exchange, the total voting securities of the surviving entity in substantially the same proportion as held before the share exchange.

Employment Agreements and Independent Contractor Agreement

As described under “Discussion Regarding Summary Compensation Table and Grants of Plan-Based Awards Table,” in contemplation of this offering, on August 9, 2011, we entered into employment agreements with Messrs. Foran, Lancaster, Hairford and Robinson and an independent contractor agreement with Mr. Nicklin and his consulting company, and on December 1, 2011, we entered into an employment agreement with Mr. Massad. Pursuant to the terms of the employment agreements and independent contractor agreement, we may be required to make certain payments to one or more of our Named Executive Officers upon the occurrence of certain events resulting in such Named Executive Officer’s termination. For a detailed description of the events that may trigger such payments, see “Compensation Discussion and Analysis — Termination of Employment Arrangements and Independent Contractor Agreement — Employment Agreements and Independent Contractor Agreement.”

The employment agreements and the independent contractor agreement each contain a non-disclosure of confidential information provision that requires each Named Executive Officer to maintain, both during and after employment, the confidentiality of information used by such Named Executive Officer in the performance of his job duties.

Additionally, each of the employment agreements contain a non-competition provision, pursuant to which Messrs Foran, Lancaster, Hairford, Massad and Robinson have agreed that: (i) for six months following termination by us for total disability, or by such Named Executive Officer for good reason, or (ii) for 12 months following termination (a) by us for just cause, (b) by such Named Executive Officer other

[Table of Contents](#)

[Index to Financial Statements](#)

than for good reason, or (c) in connection with a change in control, such Named Executive Officer shall not, without our prior written consent (not to be unreasonably withheld if the Named Executive Officer's employment is terminated other than for good reason), directly or indirectly: (x) invest in (other than investments in publicly-owned companies which constitute not more than 1% of the voting securities of any such company) a competing business with significant assets in the restricted area (each as defined below), or (y) participate in a competing business as a manager, employee, director, officer, consultant, independent contractor, or other capacity or otherwise provide, directly or indirectly, services or assistance to a competing business in a position that involves input into or direction of such competing business's decisions within the restricted area.

Similarly, Mr. Nicklin's independent contractor agreement contains a non-competition provision pursuant to which Mr. Nicklin has agreed that following termination: (i) by us for total disability or just cause, (ii) by Mr. Nicklin for good reason or other than for good reason, or (iii) in connection with a change in control, then for a period of 12 months thereafter, Mr. Nicklin may not, without our prior written consent, directly or indirectly (x) invest in (other than investments in publicly-owned companies which constitute not more than 5% of the voting securities of any such company) a competing business with significant assets in the restricted area, or (y) participate in a competing business as a manager, employee, director, officer, consultant, independent contractor, or other capacity or otherwise provide, directly or indirectly, services or assistance to a competing business in a position that involves input into or direction of the competing business's decisions within the restricted area.

For purposes of the employment agreements and independent contractor agreement:

"competing business" means any person or entity engaged in oil and natural gas exploration, development, production and acquisition activities.

"significant assets" means oil and natural gas reserves with an aggregate fair market value of \$25 million or more.

"restricted area" means a one-mile radius of any oil and natural gas reserves held by us as of the end of employee's employment, plus any county or parish where we have significant assets as of the end of employee's employment. However, for purposes of Mr. Nicklin's independent contractor agreement, restricted area means a one-mile radius of any oil and natural gas reserves held by us as of the end of the performance of his independent contractor services, plus any county or parish where we have significant assets as of the end of the performance of his independent contractor services other than a one-mile radius of any oil and natural gas reserves held by Salt Creek Petroleum as of August 9, 2011 to the extent previously disclosed to us and any new oil and natural gas reserves that may be approved by us after August 9, 2011.

See the definitions of "change in control," "good reason" and "just cause" set forth in "— Compensation Discussion and Analysis — Termination of Employment Arrangements and Independent Contractor Agreement — Employment Agreements and Independent Contractor Agreement."

Furthermore, other than Mr. Foran's employment agreement, each employment agreement and the independent contractor agreement contains an anti-solicitation provision, pursuant to which, during the restricted periods described above, subject to certain exceptions, Messrs Lancaster, Hairford, Massad, Nicklin and Robinson shall not, without our prior written consent, solicit for employment or a contracting relationship, or employ or retain any person who is or has been, within six months prior to such time, employed by or engaged as an individual independent contractor by us or our affiliates or induce or attempt to induce any such person to leave his or her employment or independent contractor relationship with us or our affiliates.

For the Named Executive Officer to receive any severance payments described below for termination by us without just cause, by the Named Executive Officer for good reason or, following a change in control, by us without cause or by the Named Executive Officer with or without good reason, the Named Executive Officer must comply with the non-disclosure, non-competition and non-solicitation provisions described above.

Finally, as a condition to receiving any severance payments and other payments under their respective employment agreements or independent contractor agreement, as applicable, each Named Executive Officer is required to execute a separation agreement and release in favor of us.

To describe the payments and benefits that are triggered for each event of termination, we have created the following table estimating the payments and benefits that would be paid to each Named Executive Officer under each element of our compensation program assuming that such Named Executive Officer's employment agreement or independent contractor agreement, as applicable, terminated on December 31, 2011, the last day of our 2011 fiscal year. In all cases, the amounts were valued as of December 31, 2011, based upon, where applicable, an estimated fair value of our common stock of \$15.00. The amounts in the following table are calculated as of December 31, 2011 pursuant to Securities and Exchange Commission rules and are not intended to reflect actual payments that may be made. Actual payments that may be made will be based on the dates and circumstances of the applicable event.

Named Executive Officer	Category of Payment	Payment Upon Termination			
		Upon Death or Total Disability ⁽¹⁾	Upon Mutual Agreement or Dissolution/Liquidation ⁽¹⁾	Termination by Us Without Just Cause or by Named Executive Officer for Good Reason ⁽¹⁾	Termination Following a Change in Control Without Cause or by Named Executive Officer With or Without Good Reason ⁽¹¹⁾
Joseph Wm. Foran	Salary	\$ –	\$ –	\$ 480,000 ⁽⁵⁾	\$ 720,000 ⁽¹²⁾
	Bonus	\$ 225,000 ⁽²⁾	\$ 225,000 ⁽²⁾	\$ 450,000 ⁽⁶⁾	\$ 675,000 ⁽¹³⁾
	Vesting options	\$ –	\$ –	\$ –	\$ –
	Total:	\$ 225,000	\$ 225,000	\$ 930,000	\$ 1,395,000
David E. Lancaster	Salary	\$ –	\$ –	\$ 510,000 ⁽⁷⁾	\$ 1,020,000 ⁽¹²⁾
	Bonus	\$ 70,000 ⁽²⁾	\$ 70,000 ⁽²⁾	\$ 105,000 ⁽⁸⁾	\$ 210,000 ⁽¹³⁾
	Vesting options	\$ –	\$ –	\$ –	\$ 161,250 ⁽¹⁴⁾
	Total:	\$ 70,000	\$ 70,000	\$ 615,000	\$ 1,391,250
Matthew V. Hairford	Salary	\$ –	\$ –	\$ 412,500 ⁽⁷⁾	\$ 825,000 ⁽¹²⁾
	Bonus	\$ 85,000 ⁽²⁾	\$ 85,000 ⁽²⁾	\$ 127,500 ⁽⁸⁾	\$ 255,000 ⁽¹³⁾
	Vesting options	\$ –	\$ –	\$ –	\$ 157,000 ⁽¹⁴⁾
	Total:	\$ 85,000	\$ 85,000	\$ 540,000	\$ 1,237,000
Wade I. Massad	Salary	\$ –	\$ –	\$ 450,000 ⁽⁷⁾	\$ 675,000 ⁽¹²⁾
	Bonus	\$ 125,000 ^{(2),(3)}	\$ 125,000 ^{(2),(3)}	\$ 187,500 ⁽⁸⁾	\$ 375,000 ^{(3),(13)}
	Vesting options	\$ –	\$ –	\$ –	\$ –
	Total:	\$ 125,000	\$ 125,000	\$ 637,501	\$ 1,050,000
David F. Nicklin	Salary	\$ 21,625 ⁽⁴⁾	\$ –	\$ 86,500 ⁽⁹⁾	\$ 134,000 ⁽¹⁵⁾
	Bonus	\$ 42,500 ⁽²⁾	\$ 42,500 ⁽²⁾	\$ –	\$ –
	Vesting options	\$ –	\$ –	\$ –	\$ 45,000 ⁽¹⁴⁾
	Total:	\$ 64,125	\$ 42,500	\$ 86,500	\$ 179,000
Bradley M. Robinson	Salary	\$ –	\$ –	\$ 225,000 ⁽¹⁰⁾	\$ 450,000 ⁽⁵⁾
	Bonus	\$ 25,000 ⁽²⁾	\$ 25,000 ⁽²⁾	\$ 25,000 ⁽²⁾	\$ 50,000 ⁽⁶⁾
	Vesting options	\$ –	\$ –	\$ –	\$ 60,000 ⁽¹⁴⁾
	Total:	\$ 25,000	\$ 25,000	\$ 250,000	\$ 560,000

[Table of Contents](#)

[Index to Financial Statements](#)

- (1) Amounts due upon death, total disability, mutual agreement, dissolution or liquidation, termination by us without cause or termination by Named Executive Officer for good reason are payable in lump sum on the sixtieth day following the date of termination unless otherwise required by Section 409A of the Code.
- (2) Represents the average annual amount of bonuses paid to such Named Executive Officer with respect to prior two calendar years (2010-2011).
- (3) Since Mr. Massad has not been employed for two complete calendar years, Mr. Massad's bonus for 2010 is deemed to be the same as the bonuses paid to Mr. Hairford for 2010.
- (4) Consists of cash payment of \$250 for each full business day worked by Mr. Nicklin during the term of the independent contractor agreement.
- (5) Represents two times such Named Executive Officer's base salary as of the termination date.
- (6) Represents two times an amount equal to the average annual amount of bonuses paid to such Named Executive Officer with respect to prior two calendar years.
- (7) Represents 1.5 times such Named Executive Officer's base salary as of the termination date.
- (8) Represents 1.5 times an amount equal to the average annual amount of bonuses paid to such Named Executive Officer with respect to prior two calendar years.
- (9) Consists of a cash payment of \$1,000 for each full business day worked by Mr. Nicklin during the term of his independent contractor agreement.
- (10) Represents such Named Executive Officer's base salary as of the termination date.
- (11) Amounts due following a change in control are payable in lump sum on the date which immediately follows six months from the date of termination or, if earlier, within 30 days of such Named Executive Officer's death.
- (12) Represents three times such Named Executive Officer's base salary as of the termination date.
- (13) Represents three times an amount equal to the average annual amount of bonuses paid to such Named Executive Officer with respect to prior two calendar years.
- (14) The employment agreements and independent contract agreement provide for accelerated and full vesting of unvested incentive awards held by a Named Executive Officer in the event that such Named Executive Officer is terminated within 30 days prior to, or 12 months following, a "change in control." The amount disclosed reflects the difference between an assumed fair value of our common stock at December 31, 2011 of \$15.00 and the exercise price of the unvested options that would vest upon a change in control.
- (15) Consists of a cash payment consisting of two times the aggregate of: (i) \$1,500 for each full-business day worked on and between August and November, 2011, inclusive, and (ii) \$1,750 for each full business day worked during December 2011.

2011 Director Compensation

<u>Name</u>	<u>Fees Earned or Paid in Cash</u>	<u>Stock Awards⁽¹⁾ (2)</u>	<u>All Other Compensation</u>	<u>Total</u>
	<u>\$</u>	<u>\$</u>	<u>\$</u>	<u>\$</u>
Charles L. Gummer	7,917	6,000	–	13,917
Stephen A. Holditch	20,000	21,250	–	41,250
David M. Laney	19,167	27,250	–	46,417
Gregory E. Mitchell	12,917	21,500	–	34,417
Steven W. Ohnimus	19,167	27,000	–	46,167
Michael C. Ryan	20,000	21,500	–	41,500
Edward R. Scott, Jr. ⁽³⁾	15,000	11,250	–	26,250
Margaret B. Shannon	12,917	24,250	–	37,167

- (1) Based on the fair market value of the stock awards on the date of grant.
- (2) The following directors own the following number of fully vested options to purchase common stock at December 31, 2011: Stephen A. Holditch (10,500), David M. Laney (6,750), Steven W. Ohnimus (14,250) and Michael C. Ryan (1,500).
- (3) Retired from board of directors on June 6, 2011.

Prior to November 1, 2011, each non-employee director was paid \$1,250 each month in cash for a total annual stipend of \$15,000. Effective November 1, 2011 each non-employee director is entitled to an annual cash retainer of \$40,000. Each non-employee director currently receives 250 shares of Class A common stock for each day of attendance at each board meeting or committee meeting, other than telephonic

meetings. In addition, we reimburse our directors for travel, lodging and related expenses incurred in attending board and committee meetings. Non-employee directors do not receive any other remuneration for their service as directors. Some directors have performed consulting services for the company and have received grants of stock options or shares as remuneration for these services.

Upon consummation of this offering, we will target our non-employee directors' compensation at the 25th percentile of the peer companies used for benchmarking the non-employee directors' compensation. Upon consummation of this offering, our director compensation program will be as follows:

- Annual cash retainer of \$40,000;
- Cash meeting fee of \$1,000 per day for each day of board and committee service;
- The chairs of the Audit Committee and Engineering Committee will each receive an additional cash retainer of \$5,000 annually; and
- Each non-employee director will receive restricted stock units ("RSUs") equal to up to \$75,000 in value with the restrictions lapsing in one-third increments on each of the first, second and third anniversaries of the date of grant. Each grant may be adjusted downward (but not upward) in value proportionate to the non-employee director's attendance at any board or committee meetings called during the period for which RSUs are due.

Each non-employee director may elect to defer his or her RSUs until the director is no longer on the board due to normal retirement, resignation, death, disability, failure to be re-nominated to the board or failure to be re-elected by shareholders to the board. When the restrictions lapse, each RSU will give the director a share of common stock.

Upon the completion of this offering, we anticipate that the non-employee directors will follow our voluntary stock ownership guidelines for non-employee directors. Within three years of becoming a director, each non-employee director will be expected to own \$250,000 of the company's common stock and continue to hold such shares while serving as a director. With the exception of Mr. Gummer who joined the board of directors in September 2011, all directors presently meet this standard. Shares which will count toward the stock ownership guidelines include time-lapse restricted shares or RSUs that are still restricted and any shares held in trust by the director or his immediate family over which he has direct beneficial ownership interest. Shares which will not count toward the stock ownership guidelines include shares underlying unexercised stock options and unexercised stock appreciation rights.

Special Board Advisor Compensation

Other than Mr. Downey, each special board advisor is paid \$1,250 each month in cash for a total annual stipend of \$15,000. In addition, other than Mr. Downey, each special board advisor is granted 250 shares of Class A common stock for each day of attendance at each board meeting or committee meeting, other than telephonic meetings. In addition, we reimburse our special board advisors for travel, lodging and related expenses incurred in attending board and committee meetings. Other than Mr. Downey, special board advisors do not receive any other remuneration for their service as special board advisors. Except for Mr. Downey, upon the completion of this offering, we anticipate that the compensation of the special board advisors will remain at its current levels. Mr. Downey currently receives the same compensation as our non-employee directors and upon consummation of this offering, his compensation will be modified in the same manner as for the non-employee directors as described above.

Securities Authorized for Issuance Under Equity Compensation Plans

The following table presents the securities authorized for issuance under our equity compensation plans as of December 31, 2011.

Equity Compensation Plan Information			
Plan Category	Number of Shares to be Issued Upon Exercise of Outstanding Options, Warrants and Rights	Weighted-Average Exercise Price of Outstanding Options, Warrants and Rights (\$)	Number of Shares Remaining Available for Future Issuance Under Equity Compensation Plans
Equity compensation plans approved by security holders ⁽¹⁾	1,024,500	\$ 9.75	–
Equity compensation plans not approved by security holders ⁽²⁾	–	–	4,000,000
Total	1,024,500	\$ 9.75	4,000,000

(1) Our board of directors has determined not to make any additional awards under the 2003 Plan.

(2) Our 2012 Long-Term Incentive Plan was approved by our board of directors in December 2011 and took effect on January 1, 2012.

CERTAIN RELATIONSHIPS AND RELATED PARTY TRANSACTIONS

Since January 1, 2009, there has not been, nor is there currently proposed, any transaction or series of similar transactions to which we were or are a party in which the amount involved exceeded or exceeds \$120,000 and in which any of our directors, executive officers, holders of more than 5% of any class of our voting securities or any member of the immediate family of any of the foregoing persons, had or will have a direct or indirect material interest, other than compensation arrangements with directors and executive officers, which are described in "Compensation of Named Executive Officers," and the transactions described or referred to below.

Participation in Our Initial Public Offering

The following directors and executive officers have indicated to us that they currently intend to purchase the following amounts of common stock in the directed share program in this offering at the initial price to the public:

<u>Director or Executive Officer</u>	<u>Amount</u>
Joseph Wm. Foran ⁽¹⁾	\$ 2,000,000
Wade I. Massad ⁽²⁾	250,000
David M. Laney ⁽³⁾	600,000
Charles L. Gummer	330,000
Margaret B. Shannon	200,000
Gregory E. Mitchell ⁽⁴⁾	200,000

(1) \$1,500,000 of shares are expected to be purchased by Mr. Foran and \$500,000 of shares are expected to be purchased by Sage Resources, Ltd., a limited partnership owned by the Foran family, including Mr. Foran.

(2) Shares may be purchased by Mr. Massad or an entity over which Mr. Massad has investment and voting authority.

(3) \$300,000 of shares are expected to be purchased by Laney Investments Ltd.

(4) Shares are expected to be purchased by JAMAL Enterprises, LP, for which Mr. Mitchell has sole voting and investment authority.

These prospective purchasers have the right to purchase these shares, but are under no obligation to purchase any shares in this offering and their interest in purchasing shares in this offering is not a commitment to do so. The underwriters will receive the same discount from shares of our common stock purchased by such directors and officers as they will from other shares of our common stock sold to the public in this offering. Any shares purchased by such directors and officers will be subject to lock-up restrictions described in the section entitled "Underwriters."

Loan Program

We guaranteed the repayment of loans to certain of our executive officers by Comerica Bank. The purpose of these loans was to assist our executive officers in buying shares of our common stock pursuant to the exercise of stock options. We guaranteed the repayment of loans and made deposits of funds in certificates of deposit to secure our guaranties for the following executive officers:

<u>Executive Officer and Date of Loan or Renewal</u>	<u>Loan Amount</u>	<u>Interest Rate</u>	<u>Interest Paid or Payable in 2011</u>	<u>Maturity Date</u>
Matthew V. Hairford; December 29, 2009; renewed October 8, 2011	\$ 310,000	5.25%	\$ 16,231	April 5, 2012
David E. Lancaster; April 30, 2009; renewed May 30, 2011	\$ 470,000	5.25%	\$ 24,608	May 29, 2012
Bradley M. Robinson; December 29, 2008; renewed January 29, 2011	\$ 280,000	5.25%	\$ 14,660	January 28, 2012

Our board of directors approved the termination of the loan program on April 7, 2011 and we intend to terminate our guaranties and the associated pledge of our certificates of deposit with Comerica Bank relating to these loans on or before January 27, 2012.

Repurchase of Our Securities

In November 2010, we repurchased 20,000 shares of Class A common stock from Bradley M. Robinson for a total of \$220,000; we repurchased 25,000 shares of Class A common stock from Matthew V. Hairford for a total of \$275,000; and we repurchased 30,000 shares of Class A common stock from David E. Lancaster for a total of \$330,000.

In April 2010, we repurchased 1,000,000 shares of Class A common stock from five shareholders, all advised by Wellington Management Company, LLP, for a total of \$9,000,000. The purchase price for such shares of Class A common stock was determined through negotiations with Wellington Management Company, LLP.

In September 2009, we repurchased 52,500 shares of Class A common stock from Scott E. King for a total of \$390,000.

In April 2009, we repurchased from one of our shareholders, Gandhara Master Fund Limited, 5,422,713 shares of Class A common stock for a total of \$27,113,565. The purchase price for such shares of Class A common stock was determined through negotiations with Gandhara Master Fund Limited.

Issuance of Our Securities

In January 2011 we completed a private placement offering of shares of our Class A common stock. See “Business — Recent Developments.” As detailed in the table below, several of our directors and executive officers participated in such offering on the same terms and conditions as the other investors in the offering.

<u>Director or Executive Officer</u>	<u>Aggregate Consideration</u>
Joseph Wm. Foran	\$ 1,171,500 ⁽¹⁾
David M. Laney	\$ 473,000 ⁽²⁾
Michael C. Ryan	\$ 1,100,000
Margaret Shannon ⁽³⁾	\$ 249,700

(1) Sage Resources, Ltd., which is a limited partnership owned by the Foran family, including Mr. Foran, purchased a portion of the shares for an aggregate consideration of \$346,500.

(2) Mr. Laney's adult children purchased a portion of the shares for an aggregate consideration of \$198,000. Mr. Laney has the power to vote his children's shares pursuant to a revocable power of attorney. In addition, Laney Investments Ltd. purchased a portion of the shares for an aggregate consideration of \$275,000.

(3) Mrs. Shannon was not a member of our board of directors at the time of purchase.

In May 2009 through September 2009, we sold, in a private placement offering, shares of our Class A common stock to our existing shareholders. As detailed in the table below, several of our directors and executive officers participated in such offering on the same terms and conditions as the other investors in the offering.

<u>Director or Executive Officer</u>	<u>Aggregate Consideration</u>
Joseph Wm. Foran	\$ 2,370,860 ⁽¹⁾
David E. Lancaster	\$ 123,750 ⁽²⁾
David M. Laney	\$ 859,550 ⁽³⁾
Michael C. Ryan	\$ 169,038

(1) Sage Resources, Ltd., which is a limited partnership owned by the Foran family, including Mr. Foran, and two of Mr. Foran's minor children purchased a portion of the shares for an aggregate consideration of \$596,000.

[Table of Contents](#)

[Index to Financial Statements](#)

- (2) Mr. Lancaster's Individual Retirement Account purchased all of the shares.
- (3) Mr. Laney's adult children purchased a portion of the shares for an aggregate consideration of \$146,250. Mr. Laney has the power to vote his children's shares pursuant to a revocable power of attorney. In addition, Laney Investments Ltd. purchased a portion of the shares for an aggregate consideration of \$515,730.

Corporate Reorganization

In connection with our corporate reorganization, we engaged in certain transactions with certain affiliates and our existing equity holders. Please see "Corporate Reorganization" for a description of these transactions.

Other Transactions

In January 2007, we agreed with one of our shareholders, Roxanna Oil, Inc., to obtain acreage and to market a new natural gas prospect in the Meade Peak shale in southwest Wyoming and adjacent areas in Utah and Idaho. The principals of Roxanna Oil are Marlan W. Downey and his daughter, Julie Downey Garvin. Mr. Downey is an officer, director and shareholder of Roxanna Oil and is a special advisor to our board of directors and one of our shareholders. Ms. Garvin is President of Roxanna Oil and the former Chief Geophysicist for Marathon Oil Corporation. Our subsidiary, MRC Rockies Company, has obtained approximately 146,000 gross and 139,000 net acres in the prospect at a cost of approximately \$9.3 million at December 31, 2010. Mr. Downey and Ms. Garvin assisted with the marketing of the prospect to industry partners for joint development.

In May 2010, Roxanna Rocky Mountains, LLC (a wholly owned subsidiary of Roxanna Oil) and Alliance Capital Real Estate, Inc. entered into a participation agreement with our subsidiary, MRC Rockies Company, to explore and develop our Meade Peak prospect. For more information concerning the agreement with Alliance Capital Real Estate, please see the discussion under "Business — Other Significant Prior Events — Alliance Capital Participation Agreement."

Procedures for Approval of Related Party Transactions

Our board of directors has adopted a written related party transaction policy. Pursuant to this policy, a "Related Party Transaction" is defined as a transaction (including any financial transaction, arrangement or relationship (including any indebtedness or guarantee of indebtedness)), or series of related transactions, or any material amendment to any such transaction, involving a Related Party (as defined below) and in which we are a participant, other than:

- a transaction involving compensation of directors;
- a transaction involving compensation of an executive officer or involving an employment agreement, severance agreement, change in control provision or agreement or a special supplemental benefit for an executive officer;
- a transaction available to all employees generally or to all salaried employees generally;
- a transaction with a Related Party involving less than \$120,000;
- a transaction in which the interest of the Related Party arises solely from the ownership of a class of our equity securities and all holders of that class receive the same benefit on a pro rata basis; or
- a transaction in which the rates or charges involved therein are determined on competitive bids, or a transaction that involves the rendering of services as a common or contract carrier, or public utility, at rates or charges fixed in conformity with law or governmental authority.

[Table of Contents](#)

[Index to Financial Statements](#)

“Related Party” means:

- any person who is, or at any time during the applicable period was, one of our executive officers or one of our directors or nominees for directors;
- any person who is known by us to be the beneficial owner of more than 5.0% of our common stock;
- any immediate family member of any of the foregoing persons, which means any child, stepchild, parent, stepparent, spouse, sibling, mother-in-law, father-in-law, son-in-law, daughter-in-law, brother-in-law or sister-in-law of a director, nominee for director, executive officer or a beneficial owner of more than 5.0% of our common stock; and
- any firm, corporation or other entity that is owned or controlled by any of the foregoing persons or in which any of the foregoing persons is a general partner or executive officer or in which such person, together with all other of the foregoing persons, has a 10.0% or greater beneficial ownership interest.

Pursuant to our related party transaction policy, the Audit Committee must review all material facts of each Related Party Transaction and recommend either approval or disapproval of the Related Party Transaction to the full board of directors, subject to certain limited exceptions. In determining whether to recommend approval or disapproval of the Related Party Transaction, the Audit Committee must, after reviewing all material facts of the Related Party Transaction and the Related Party’s relationship and interest, determine whether the Related Party Transaction is fair to the company. Further, the policy requires that all Related Party Transactions be disclosed in our filings with the SEC and/or our website in accordance with applicable laws, rules and regulations. All of the Related Party Transactions discussed above occurred prior to the adoption of the policy.

CORPORATE REORGANIZATION

Overview

We were recently incorporated pursuant to the laws of the State of Texas as Matador Holdco, Inc. to become a holding company for Matador Resources Company, a Texas corporation. Matador Resources Company was formed as a Texas corporation in July 2003. Pursuant to the terms of the corporate reorganization that was completed on August 9, 2011 (as described below) former Matador Resources Company, now known as MRC Energy Company, became a wholly owned subsidiary of current Matador Resources Company, formerly known as Matador Holdco, Inc. In connection with the reorganization, former Matador Resources Company changed its corporate name to MRC Energy Company and Matador Holdco, Inc. changed its corporate name to Matador Resources Company.

Merger

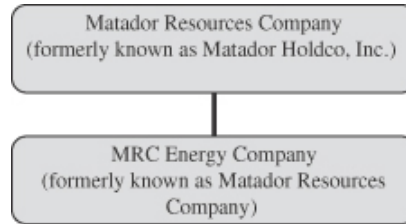
To accommodate growth through acquisitions, provide potential protection from liability and facilitate future sales or spinoffs of subsidiaries and holding company financing arrangements, the former Matador Resources Company, now known as MRC Energy Company, determined it was in the best interests of the corporation and its shareholders that the company reorganize into a holding company structure pursuant to Section 10.005 of the Texas Business Organizations Code. In accordance with Section 10.005, we created a wholly owned subsidiary, Matador Holdco, Inc., now known as Matador Resources Company, solely for the purposes of creating a holding company structure. Matador Holdco, Inc. created a wholly owned subsidiary, Matador Merger Co., a Texas corporation, solely to be a constituent party to the holding company merger. Pursuant to Section 10.005, Matador Merger Co. merged with Matador Resources Company, now known as MRC Energy Company. Matador Resources Company, now known as MRC Energy Company, was the surviving party of the merger and as a result of the merger, became a wholly owned subsidiary of Matador Holdco, Inc., now known as Matador Resources Company. The former Matador Resources Company changed its name to MRC Energy Company, and the former Matador Holdco, Inc. changed its name to Matador Resources Company.

Because we accomplished the holding company merger in accordance with Section 10.005 of the Texas Business Organizations Code, approval by the shareholders of the former Matador Resources Company, now known as MRC Energy Company, was not required. In addition, as a result of the merger, the shareholders of the former Matador Resources Company, now known as MRC Energy Company, received shares of Matador Holdco, Inc., now known as Matador Resources Company, in exchange for the shares of the former Matador Resources Company, now known as MRC Energy Company, then held by such shareholders, and the shareholders of the former Matador Resources Company had no appraisal rights.

Immediately prior to the corporate reorganization, the corporate structure of the three aforementioned entities was as follows:



Immediately after the corporate reorganization, the corporate structure of the aforementioned entities is as follows:



PRINCIPAL AND SELLING SHAREHOLDERS

The following table sets forth information with respect to the beneficial ownership of our common stock at December 30, 2011 by:

- each person who we know owns beneficially approximately 5% or more of our common stock;
- each of our directors;
- each of our executive officers;
- all of our executive officers and directors as a group; and
- each selling shareholder.

Except as otherwise indicated, the persons or entities listed below have sole voting and investment power with respect to all shares of our common stock beneficially owned by them, except to the extent this power may be shared with a spouse. All information with respect to beneficial ownership has been furnished by the respective directors, officers, persons beneficially owning 5% or more of our common stock and selling shareholders, as the case may be. Except as otherwise indicated, each of the selling shareholders has represented to us that it is not a broker-dealer or an affiliate of a broker-dealer and the address for each beneficial owner is 5400 LBJ Freeway, Suite 1500, Dallas, Texas 75240.

Beneficial Owner or Selling Shareholder	Beneficial Ownership ⁽¹⁾ of Class A Common Stock Prior to this Offering		Beneficial Ownership ⁽¹⁾ of Class B Common Stock		Number of Sharesto be Sold in the Offering ⁽³⁾	Beneficial Ownership ⁽¹⁾ of Common Stock After this Offering ⁽²⁾		Maximum Number of Additional Shares to be Sold Upon Full Exercise of Underwriters' Option ⁽⁴⁾	Beneficial Ownership ⁽¹⁾ of Common Stock After Exercise of Underwriters' Option in Full ⁽²⁾	
	Number ⁽²⁾	Percent of Class ⁽²⁾	Number	Percent of Class ⁽²⁾		Number ⁽³⁾	Percent of Class ⁽³⁾		Number ⁽⁴⁾	Percent of Class ⁽⁴⁾
Joseph Wm. Foran ⁽⁵⁾	3,628,313	8.4%	880,700	85.4%	—	3,628,313	6.6%	—	3,628,313	6.5%
Wellington Management Company, LLP ⁽⁶⁾ 280 Congress Street Boston, Massachusetts 02210	7,355,003	17.1%	—	—	—	6,231,951	11.4%	—	5,192,211	9.4%
Spindrift Partners, L.P. ⁽⁷⁾ c/o Wellington Management Company, LLP 280 Congress Street Boston, Massachusetts 02210	3,010,600	7.0%	—	—	459,600	2,551,000	4.7%	425,600	2,125,400	3.8%
Spindrift Investors (Bermuda) L.P. ⁽⁸⁾ c/o Wellington Management Company, LLP 280 Congress Street Boston, Massachusetts 02210	3,301,200	7.7%	—	—	504,151	2,797,049	5.1%	466,639	2,330,410	4.2%
General Mills, Inc. Benefit Finance Committee ⁽⁹⁾ Number One General Mills Blvd. Minneapolis, Minnesota 55426	4,563,685	10.6%	—	—	—	4,563,685	8.3%	—	4,563,685	8.2%
Charles L. Gummer	500	*	—	—	—	500	*	—	500	*
Stephen A. Holditch ⁽¹⁰⁾	126,253	*	—	—	—	126,253	*	—	126,253	*
David M. Laney ⁽¹¹⁾	654,977	1.5%	—	—	—	654,977	1.2%	—	654,977	1.2%
Steven W. Ohnimus ⁽¹²⁾	97,777	*	—	—	—	97,777	*	—	97,777	*
Michael C. Ryan ⁽¹³⁾	250,320	*	—	—	—	250,320	*	—	250,320	*
Margaret B. Shannon	24,575	*	—	—	—	24,575	*	—	24,575	*
Gregory E. Mitchell ⁽¹⁴⁾	174,625	*	—	—	—	174,625	*	—	174,625	*
Scott E. King ⁽¹⁵⁾	970,500	2.3%	150,000	14.6%	—	970,500	1.8%	—	970,500	1.8%
Bradley M. Robinson ⁽¹⁷⁾	248,500	*	—	—	15,000 ⁽¹⁶⁾	233,500	*	—	233,500	*
David E. Lancaster ⁽¹⁸⁾	377,250	*	—	—	60,000 ⁽¹⁶⁾	317,250	*	—	317,250	*
Matthew V. Hairford ⁽¹⁹⁾	257,800	*	—	—	30,000 ⁽¹⁶⁾	227,800	*	—	227,800	*
Wade Massad ⁽²⁰⁾	74,675	*	—	—	—	74,675	*	—	74,675	*
David F. Nicklin ⁽²¹⁾	50,000	*	—	—	—	50,000	*	—	50,000	*
Executive officers and directors as a group ⁽²²⁾	6,936,065	16.0%	—	—	105,000	6,831,065	12.4%	—	6,831,065	12.3%

[Table of Contents](#)

[Index to Financial Statements](#)

Beneficial Owner or Selling Shareholder	Beneficial Ownership ⁽¹⁾ of Class A Common Stock Prior to this Offering		Beneficial Ownership ⁽¹⁾ of Class B Common Stock		Number of Shares to be Sold in the Offering ⁽³⁾	Beneficial Ownership ⁽¹⁾ of Common Stock After this Offering ⁽²⁾		Maximum Number of Additional Shares to be Sold Upon Full Exercise of Underwriters' Option ⁽⁴⁾	Beneficial Ownership ⁽¹⁾ of Common Stock After Exercise of Underwriters' Option in Full ⁽²⁾	
	Number ⁽²⁾	Percent of Class ⁽²⁾	Number	Percent of Class ⁽²⁾		Number ⁽³⁾	Percent of Class ⁽³⁾		Number ⁽⁴⁾	Percent of Class ⁽⁴⁾
Other Selling Shareholders										
Allan Burns	117,000	*	—	—	9,533	107,467	*	8,826	98,641	*
Arthur L. Smith	100,000	*	—	—	5,608	94,392	*	5,192	89,200	*
Baptist General Conference Retirement Fund ⁽²³⁾	144,450	*	—	—	26,998	117,452	*	24,995	92,457	*
Baylor University ⁽²⁴⁾	600,000	1.4%	—	—	112,153	487,847	*	103,833	384,014	*
BlackRock Asset Allocation Portfolio ⁽²⁵⁾	8,685	*	—	—	4,510	4,175	*	4,175	—	*
RBC Wealth Management IRA Cust 307-83470 FBO C.A. Rundell, Jr. ⁽²⁶⁾	129,375	*	—	—	14,510	114,865	*	13,433	101,432	*
Coterie Capital Partners, Ltd. ⁽²⁷⁾	20,700	*	—	—	10,749	9,951	*	9,951	—	*
Daniel Beaulne	34,500	*	—	—	6,448	28,052	*	5,970	22,082	*
Elizabeth D. Rudolf	6,802	*	—	—	1,271	5,531	*	1,177	4,354	*
NTC & Co. FBO Emmett M. Murphy – PRI ⁽²⁸⁾	138,000	*	—	—	21,309	116,691	*	19,728	96,963	*
Greg L. McMichael ⁽²⁹⁾	47,355	*	—	—	3,137	44,218	*	2,905	41,313	*
Jack A. Turpin	7,800	*	—	—	1,458	6,342	*	1,350	4,992	*
C. Taylor Yoakam ⁽³⁰⁾	9,750	*	—	—	2,033	7,717	*	1,882	5,835	*
Joni Yoakam ⁽³⁰⁾	9,750	*	—	—	2,033	7,717	*	1,882	5,835	*
LFC Energy Resources, Ltd. ⁽³¹⁾	121,682	*	—	—	22,743	98,939	*	21,056	77,883	*
Michael Money Adams ⁽³²⁾	35,525	*	—	—	2,804	32,721	*	2,596	30,125	*
Global Natural Resources III ⁽³³⁾	594,200	1.4%	—	—	90,700	503,500	*	84,000	419,500	*
Placer Creek Investors (Bermuda) L.P. ⁽³⁴⁾	211,300	*	—	—	32,300	179,000	*	29,900	149,100	*
Placer Creek Partners, L. P. ⁽³⁵⁾	237,703	*	—	—	36,300	201,403	*	33,600	167,803	*
Sherree G. Funk ⁽³⁶⁾	149,750	*	—	—	2,243	147,507	*	2,076	145,431	*
Swank Investment Partnership LP ⁽³⁷⁾	32,745	*	—	—	6,120	26,625	*	5,666	20,959	*
Swank MLP Convergence Fund LP ⁽³⁷⁾	133,200	*	—	—	24,895	108,305	*	23,049	85,256	*
Thomas R. Helfand	5,502	*	—	—	561	4,941	*	519	4,422	*
Indranil Barman ⁽³⁸⁾	161,635	*	—	—	21,000 ⁽¹⁶⁾	140,635	*	—	140,635	*
Amanda M. Crawford ⁽³⁹⁾	42,300	*	—	—	4,500 ⁽¹⁶⁾	37,800	*	—	37,800	*
Maria E. Diaz ⁽⁴⁰⁾	11,445	*	—	—	3,000 ⁽¹⁶⁾	8,445	*	—	8,445	*
Michael G. Ernest ⁽⁴¹⁾	100,700	*	—	—	9,000 ⁽¹⁶⁾	91,700	*	—	91,700	*
Bambi J. Frazier ⁽⁴²⁾	23,150	*	—	—	4,500 ⁽¹⁶⁾	18,650	*	—	18,650	*
Floyd H. “Bo” Henk Jr. ⁽⁴³⁾	65,000	*	—	—	15,000 ⁽¹⁶⁾	50,000	*	—	50,000	*
Yvonne Hoervers ⁽⁴⁴⁾	28,750	*	—	—	15,000 ⁽¹⁶⁾	13,750	*	—	13,750	*
James A. Juett ⁽⁴⁵⁾	91,995	*	—	—	12,000 ⁽¹⁶⁾	79,995	*	—	79,995	*
Ryan London ⁽⁴⁶⁾	78,400	*	—	—	15,000 ⁽¹⁶⁾	63,400	*	—	63,400	*
Ava L. Monroe ⁽⁴⁷⁾	15,445	*	—	—	6,000 ⁽¹⁶⁾	9,445	*	—	9,445	*
Janie Nelson ⁽⁴⁸⁾	31,250	*	—	—	7,500 ⁽¹⁶⁾	23,750	*	—	23,750	*
DeBorah J. Paine ⁽⁴⁹⁾	6,000	*	—	—	3,000 ⁽¹⁶⁾	3,000	*	—	3,000	*
Diane Scott ⁽⁵⁰⁾	28,110	*	—	—	3,000 ⁽¹⁶⁾	25,110	*	—	25,110	*
Mitzi Scott ⁽⁵¹⁾	7,100	*	—	—	3,000 ⁽¹⁶⁾	4,100	*	—	4,100	*
Steven W. Sinclair ⁽⁵²⁾	66,150	*	—	—	15,000 ⁽¹⁶⁾	51,150	*	—	51,150	*
Winifred A. Suarez ⁽⁵³⁾	5,000	*	—	—	3,000 ⁽¹⁶⁾	2,000	*	—	2,000	*
Margie N. Waters-Hudson ⁽⁵⁴⁾	11,500	*	—	—	3,000 ⁽¹⁶⁾	8,500	*	—	8,500	*
Kathryn L. Wayne ⁽⁵⁵⁾	57,525	*	—	—	15,000 ⁽¹⁶⁾	42,525	*	—	42,525	*

[Table of Contents](#)

[Index to Financial Statements](#)

* Less than 1.0%.

- (1) Under applicable rules promulgated by the SEC pursuant to the Exchange Act, a person is deemed the “beneficial owner” of a security with regard to which the person, directly or indirectly, has or shares (a) the voting power, which includes the power to vote or direct the voting of the security, or (b) the investment power, which includes the power to dispose or direct the disposition of the security, in each case irrespective of the person’s economic interest in the security. Under these SEC rules, a person is deemed to beneficially own securities which the person has the right to acquire within 60 days through (x) the exercise of any option or warrant or (y) the conversion of another security.
- (2) Percentages based on a total of 42,022,493 shares of Class A common stock issued and outstanding prior to this offering, which includes 285,000 shares of Class A common stock to be issued to certain holders of stock options prior to consummation of this offering in connection with the exercise of their stock options, 262,500 of which shares will be sold by certain of the option holders as selling shareholders in this offering and 1,030,700 shares of Class B common stock issued and outstanding prior to this offering. All shares of Class B common stock will automatically convert on a one-for-one basis into shares of Class A common stock upon the consummation of this offering pursuant to the terms of our certificate of formation. Therefore, the Class A common stock amounts include the Class B common stock amounts based on the one-for-one conversion. See “Description of Capital Stock” for details regarding the automatic conversion of the Class B common stock upon the consummation of this offering.
- (3) Gives effect to the issuance and sale by us of 11,666,667 shares in the offering and the sale by the selling shareholders of the number of shares of common stock indicated. Excludes any shares that may be purchased in the directed share program.
- (4) If the underwriters fully exercise their option to purchase additional shares, then we will issue 700,000 additional shares and the selling shareholders will sell the number of shares of common stock indicated. Excludes any shares that may be purchased in the directed share program.
- (5) Includes (i) 250,000 shares of Class B common stock and 756,533 shares of Class A common stock held of record by Sage Resources, Ltd., which is a limited partnership owned by the Foran family, including Mr. Foran; (ii) an aggregate of 19,000 shares held of record by two of Mr. Foran’s college age children; (iii) 135,500 shares and 50,000 shares of common stock held of record by The Don Foran Family Trust 2008 and The Foran Family Special Needs Trust, respectively, for which Mr. Foran is the co-trustee and over which Mr. Foran has shared voting and investment power with other members of his family; and (iv) 893,290 shares of Class A common stock and 315,350 shares of Class B common stock held of record by the JWF 2011-1 GRAT and 893,290 shares of Class A common stock and 315,350 shares of Class B common stock held of record by the NNF 2011-1 GRAT, for which Mr. Foran is the trustee and over which Mr. Foran has sole voting and investment power. The column for Class A common stock includes 880,700 shares of Class A common stock issuable upon the automatic conversion of the shares of Class B common stock held by Sage Resources, Ltd., the JWF 2011-1 GRAT and the NNF 2011-1 GRAT at the consummation of this offering.
- (6) Wellington Management Company, LLP (“Wellington Management”) has an indirect interest in 7,355,003 shares held of record by Spindrift Partners, L.P., Spindrift Investors (Bermuda), L.P., Global Natural Resources III, Placer Creek Investors Bermuda L.P. and Placer Creek Partners L.P. Wellington Management is an investment adviser registered under the Investment Advisers Act of 1940, as amended. Wellington Management, in such capacity, may be deemed to share beneficial ownership over the shares held by its client accounts. See footnotes 7, 8, 33, 34 and 35 regarding Wellington Management’s client accounts’ affiliations with one or more broker-dealers and material relationships with us within the past three years.
- (7) Wellington Management, as investment adviser to Spindrift Partners, L.P., may be deemed to have shared voting and dispositive power over the shares held by Spindrift Partners, L.P. Spindrift Partners, L.P. is affiliated with one or more registered broker-dealers. Spindrift Partners, L.P. purchased the shares being registered hereunder in the ordinary course of business and, at the time of purchase, had no agreements or understandings, directly or indirectly, with any other person to distribute such shares. In April 2010, we repurchased \$3.7 million of shares of Class A common stock from Spindrift Partners, L.P. (see “Certain Relationships and Related Party Transactions — Repurchase of Our Securities”).
- (8) Wellington Management, as investment adviser to Spindrift Investors (Bermuda), L.P., may be deemed to have shared voting and dispositive power over the shares held by Spindrift Investors (Bermuda), L.P. Spindrift Investors (Bermuda), L.P. is affiliated with one or more registered broker-dealers. Spindrift Investors (Bermuda), L.P. purchased the shares being registered hereunder in the ordinary course of business and, at the time of purchase, had no agreements or understandings, directly or indirectly, with any other person to distribute such shares. In April 2010, we repurchased \$4.0 million of shares of Class A common stock from Spindrift Investors (Bermuda), L.P. (see “Certain Relationships and Related Party Transactions — Repurchase of Our Securities”).

[Table of Contents](#)

[Index to Financial Statements](#)

- (9) Represents shares held of record by the following entities for which General Mills, Inc. Benefit Finance Committee serves as investment advisor and Marie Pillai is the Executive Secretary of the General Mills, Inc. Benefit Finance Committee and has sole investment and voting power over such shares: General Mills Group Trust (4,218,490 shares) and Voluntary Employees Beneficiary Assoc. Trust General Mills & Bakery, Confectionary, Tobacco & Grain Millers (345,195 shares). General Mills, Inc. Benefit Finance Committee, in its capacity as a fiduciary for General Mills Group Trust and Voluntary Employees Beneficiary Assoc. Trust General Mills & Bakery, Confectionary, Tobacco & Grain Millers, may be deemed to have beneficial ownership of 4,563,685 shares of our common stock.
- (10) Includes 10,500 shares which Dr. Holditch has the right to acquire within 60 days of December 31, 2011 through the exercise of stock options.
- (11) Includes 6,750 shares which Mr. Laney has the right to acquire within 60 days of December 31, 2011 through the exercise of stock options. Also includes an aggregate of 242,250 shares held of record by Mr. Laney's adult children, who gave Mr. Laney voting power of such shares through a revocable power of attorney and 25,000 shares held of record by Laney Investments Ltd.
- (12) Includes 14,250 shares which Dr. Ohnimus has the right to acquire within 60 days of December 31, 2011 through the exercise of stock options.
- (13) Includes 1,500 shares which Mr. Ryan has the right to acquire within 60 days of December 31, 2011 through the exercise of stock options.
- (14) Includes 174,625 shares held of record by JAMAL Enterprises, LP, for which Mr. Mitchell has sole voting and investment power.
- (15) Includes 15,000 shares which Mr. King has the right to acquire within 60 days of December 31, 2011 through the exercise of stock options. The column for Class A common stock includes 150,000 shares of Class A common stock issuable upon the automatic conversion of Mr. King's shares of Class B common stock at the consummation of this offering. Also includes an aggregate of 48,375 shares held of record by Mr. King's three minor or college age children.
- (16) Represents shares that will be acquired by the holder prior to consummation of this offering in connection with the exercise by such holder of certain stock options.
- (17) Includes 32,500 shares which Mr. Robinson has the right to acquire within 60 days of December 31, 2011 through the exercise of stock options and 42,000 shares held of record by his Individual Retirement Account. Mr. Robinson pledged 80,000 shares of common stock to us in connection with the loan program. This pledge is to secure our guaranty to Comerica Bank regarding Mr. Robinson's loan. Our board of directors terminated the loan program on April 7, 2011 and Mr. Robinson intends to terminate the pledge on or before January 27, 2012. Mr. Robinson is our Vice President — Reservoir Engineering and is a party to an employment agreement with us (see "Compensation of Named Executive Officers — Discussion Regarding Summary Compensation Table and Grants of Plan-Based Awards Table"). In addition, Mr. Robinson has had other material relationships with us within the past three years (see "Certain Relationships and Related Party Transactions — Loan Program" and "Certain Relationships and Related Party Transactions — Repurchase of Our Securities").
- (18) Includes 82,500 shares which Mr. Lancaster has the right to acquire within 60 days of December 31, 2011 through the exercise of stock options and 73,500 shares held of record by his Individual Retirement Account. Mr. Lancaster pledged 120,000 shares of common stock to us in connection with the loan program. This pledge is to secure our guaranty to Comerica Bank regarding Mr. Lancaster's loan. Our board of directors terminated the loan program on April 7, 2011 and Mr. Lancaster intends to terminate the pledge on or before January 27, 2012. Mr. Lancaster is our Executive Vice President, Chief Operating Officer and Chief Financial Officer and is a party to an employment agreement with us (see "Compensation of Named Executive Officers — Discussion Regarding Summary Compensation Table and Grants of Plan-Based Awards Table"). In addition, Mr. Lancaster has had other material relationships with us within the past three years (see "Certain Relationships and Related Party Transactions — Loan Program," "Certain Relationships and Related Party Transactions — Repurchase of Our Securities" and "Certain Relationships and Related Party Transactions — Issuance of Our Securities").
- (19) Includes 95,000 shares which Mr. Hairford has the right to acquire within 60 days of December 31, 2011 through the exercise of stock options and 3,000 shares held of record by his Individual Retirement Account. Mr. Hairford pledged 75,000 shares of common stock to us in connection with the loan program. This pledge is to secure our guaranty to Comerica Bank regarding Mr. Hairford's loan. Our board of directors terminated the loan program on April 7, 2011 and Mr. Hairford intends to terminate the pledge on or before January 27, 2012. Mr. Hairford is our Executive Vice President — Operations and is a party to an employment agreement with us (see "Compensation of Named Executive Officers — Discussion Regarding Summary Compensation Table and Grants of Plan-Based Awards Table"). In addition, Mr. Hairford has had other material relationships with us within the past three years (see "Certain Relationships and Related Party Transactions — Loan Program" and "Certain Relationships and Related Party Transactions — Repurchase of Our Securities").
- (20) Includes 35,000 shares held by Cleveland Capital L.P. for which Mr. Massad is the co-managing member.
- (21) Includes 20,000 shares which Mr. Nicklin has the right to acquire within 60 days of December 31, 2011 through the exercise of stock options and 30,000 shares held of record by his Individual Retirement Account.
- (22) Includes an aggregate of 278,000 shares which our executive officers and directors as a group have the right to acquire within 60 days of December 31, 2011 through the exercise of stock options.

[Table of Contents](#)

[Index to Financial Statements](#)

- (23) Mr. Ronald D. Sit, the Chairman of the Board of Investment Trustees for Baptist General Conference Retirement Fund, has sole voting and investment power with respect to the shares held of record by Baptist General Conference Retirement Fund.
- (24) Mr. R. Brian Webb, the Chief Investment Officer of Baylor University, has sole voting and investment power with respect to the shares held of record by Baylor University.
- (25) BlackRock, Inc. is the ultimate parent holding company of BlackRock Advisors, LLC, the Investment Manager to BlackRock Asset Allocation Portfolio. On behalf of BlackRock Advisors, LLC, the respective Investment Manager to BlackRock Asset Allocation Portfolio, Dan Rice, as a Managing Director at BlackRock Advisors, LLC, has voting and investment power over the securities held by BlackRock Asset Allocation Portfolio. Dan Rice expressly disclaims beneficial ownership of all shares held by BlackRock Asset Allocation Portfolio. The table excludes 1,181,222 shares held of record by certain affiliates of BlackRock, Inc., none of which are being sold in this offering. BlackRock Asset Allocation Portfolio is affiliated with one or more registered broker-dealers. BlackRock Asset Allocation Portfolio purchased the shares being registered hereunder in the ordinary course of business and at the time of purchase, had no agreements or understandings, directly or indirectly, with any other person to distribute such shares.
- (26) Represents shares held of record by Mr. C.A. Rundell Jr.'s Individual Retirement Account for which Mr. Rundell, Jr. has sole voting and investment power.
- (27) J. Curtis Henderson has sole voting and investment power with respect to the shares held of record by Coterie Capital Partners, Ltd.
- (28) Represents shares held of record in Mr. Emmett M. Murphy's custodial account for which Mr. Murphy has sole voting and investment power.
- (29) Includes 41,760 shares held of record by Mr. McMichael's Individual Retirement Account for which Mr. McMichael has sole voting and investment power.
- (30) C. Taylor Yoakam and Joni Yoakam are husband and wife.
- (31) Mr. Richard Lee is Chief Executive Officer of Lee Financial Corp., the General Partner of LFC Energy Resources, Ltd. and has sole voting and investment power with respect to the shares held of record by LFC Energy Resources, Ltd.
- (32) Includes 6,900 shares held of record by Mr. Adams' Individual Retirement Account, none of which are being sold in this offering.
- (33) Wellington Management, as investment adviser to Global Natural Resources III, may be deemed to have shared voting and dispositive power over the shares held by Global Natural Resources III. An affiliate of Citigroup Global Markets Inc., one of the underwriters in this offering and a registered broker-dealer, acts as an administrator and provides certain trust services to Global Natural Resources III. A member of the board of directors and advisors of Global Natural Resources III is an employee of an affiliate of Citigroup Global Markets Inc., and certain investors in Global Natural Resources III are clients of an affiliate of Citigroup Global Markets Inc. Global Natural Resources III purchased the shares being registered hereunder in the ordinary course of business and, at the time of purchase, had no agreements or understandings, directly or indirectly, with any other person to distribute such shares. In April 2010, we repurchased \$727,200 of shares of Class A common stock from Global Natural Resources III (see "Certain Relationships and Related Party Transactions — Repurchase of Our Securities").
- (34) Wellington Management, as investment adviser to Placer Creek Investors Bermuda L.P., may be deemed to have shared voting and dispositive power over the shares held by Placer Creek Investors Bermuda L.P. Placer Creek Investors Bermuda L.P. is affiliated with one or more registered broker-dealers. Placer Creek Investors Bermuda L.P. purchased the shares being registered hereunder in the ordinary course of business and, at the time of purchase, had no agreements or understandings, directly or indirectly, with any other person to distribute such shares. In April 2010, we repurchased \$258,300 of shares of Class A common stock from Placer Creek Investors Bermuda L.P. (see "Certain Relationships and Related Party Transactions — Repurchase of Our Securities").
- (35) Wellington Management, as investment adviser to Placer Creek Partners L.P., may be deemed to have shared voting and dispositive power over the shares held by Placer Creek Partners L.P. Placer Creek Partners L.P. is affiliated with one or more registered broker-dealers. Placer Creek Partners L.P. purchased the shares being registered hereunder in the ordinary course of business and, at the time of purchase, had no agreements or understandings, directly or indirectly, with any other person to distribute such shares. In April 2010, we repurchased \$290,700 of shares of Class A common stock from Placer Creek Partners L.P. (see "Certain Relationships and Related Party Transactions — Repurchase of Our Securities").
- (36) Includes 137,750 shares held of record by Ms. Funk's husband, Mr. James M. Funk, none of which are being sold in this offering.
- (37) Mr. Jerry V. Swank has sole voting and investment power with respect to the shares held of record by Swank Investment Partnership LP and Swank MLP Convergence Fund LP. Excludes 69,000 shares held of record by Mr. Swank and Mr. Swank's Individual Retirement Account.
- (38) Includes 50,000 shares which Mr. Barman has the right to acquire within 60 days of December 31, 2011 through the exercise of stock options and 13,650 shares held of record by his Individual Retirement Account. Mr. Barman is an employee.
- (39) Includes 22,250 shares which Ms. Crawford has the right to acquire within 60 days of December 31, 2011 through the exercise of stock options, 2,550 shares held of record by her Individual Retirement Account, and 8,500 shares held of record by the Individual Retirement Account of her husband. Ms. Crawford is an employee.

[Table of Contents](#)

[Index to Financial Statements](#)

- (40) Includes 7,250 shares which Ms. Diaz has the right to acquire within 60 days of December 31, 2011 through the exercise of stock options. Ms. Diaz is an employee.
- (41) Includes 17,500 shares which Mr. Ernest has the right to acquire within 60 days of December 31, 2011 through the exercise of stock options. Mr. Ernest is an employee.
- (42) Includes 5,750 shares which Ms. Frazier has the right to acquire within 60 days of December 31, 2011 through the exercise of stock options. Ms. Frazier is an employee.
- (43) Includes 30,000 shares which Mr. Henk has the right to acquire within 60 days of December 31, 2011 through the exercise of stock options. Mr. Henk is an employee.
- (44) Includes 1,250 shares which Ms. Hoevers has the right to acquire within 60 days of December 31, 2011 through the exercise of stock options. Ms. Hoevers is an employee.
- (45) Includes 42,000 shares which Mr. Juett has the right to acquire within 60 days of December 31, 2011 through the exercise of stock options and 9,495 shares held of record in his custodial account for which Mr. Juett has sole voting and investment power. Mr. Juett is an employee.
- (46) Includes 41,750 shares which Mr. London has the right to acquire within 60 days of December 31, 2011 through the exercise of stock options. Mr. London is an employee.
- (47) Includes 7,250 shares which Ms. Monroe has the right to acquire within 60 days of December 31, 2011 through the exercise of stock options. Ms. Monroe is an employee.
- (48) Includes 13,250 shares which Ms. Nelson has the right to acquire within 60 days of December 31, 2011 through the exercise of stock options. Ms. Nelson is an employee.
- (49) Includes 3,000 shares which Ms. Paine has the right to acquire within 60 days of December 31, 2011 through the exercise of stock options. Ms. Paine is an employee.
- (50) Includes 8,750 shares which Ms. Scott has the right to acquire within 60 days of December 31, 2011 through the exercise of stock options and 5,610 shares held of record in her custodial account for which Ms. Scott has sole voting and investment power. Ms. Scott is an employee.
- (51) Includes 3,000 shares which Ms. Scott has the right to acquire within 60 days of December 31, 2011 through the exercise of stock options. Ms. Scott is an employee.
- (52) Includes 7,500 shares which Mr. Sinclair has the right to acquire within 60 days of December 31, 2011 through the exercise of stock options. Mr. Sinclair is an employee.
- (53) Includes 1,500 shares which Ms. Suarez has the right to acquire within 60 days of December 31, 2011 through the exercise of stock options. Ms. Suarez is an employee.
- (54) Includes 1,500 shares which Ms. Waters-Hudson has the right to acquire within 60 days of December 31, 2011 through the exercise of stock options. Ms. Waters-Hudson is an employee.
- (55) Includes 11,250 shares which Ms. Wayne has the right to acquire within 60 days of December 31, 2011 through the exercise of stock options. Ms. Wayne is an employee.

DESCRIPTION OF CAPITAL STOCK

Our authorized capital stock consists of 82,000,000 shares of common stock, par value \$0.01 per share, and 2,000,000 shares of preferred stock, par value \$0.01 per share. The common stock is split into two classes — 80,000,000 authorized shares of Class A common stock and 2,000,000 authorized shares of Class B common stock. Upon the closing of this offering, all issued and outstanding shares of Class B common stock will be automatically converted, on a one-for-one basis, into shares of Class A common stock, and the separate classes of common stock will be eliminated pursuant to the terms of our certificate of formation. In October 2008, our shareholders approved an increase in the number of authorized Class A common stock from 40,000,000 to 80,000,000 in connection with our 3-for-1 stock split. At December 30, 2011, we had no outstanding shares of preferred stock, 1,030,700 outstanding shares of Class B common stock, 42,022,493 outstanding shares of Class A common stock and 43,053,193 outstanding shares of Class A common stock on an as converted basis. Prior to consummation of this offering, we will issue 285,000 shares of common stock to certain holders of stock options in connection with the exercise of their stock options, which shares are included in the total number of shares of Class A common stock outstanding at December 30, 2011 and 262,500 of which will be sold by certain option holders as selling shareholders in this offering. At December 30, 2011, we had four holders of record of Class B common stock and 496 holders of record of our Class A common stock.

Effective upon the closing of this offering, our certificate of formation will be amended to eliminate all references to the separate classes of common stock and our capital stock will consist of 80,000,000 shares of common stock, par value \$0.01 per share, and 2,000,000 shares of preferred stock, par value \$0.01 per share.

Common Stock

Other than the special rights of the Class B common stock described below in this section, the Class A common stock and the Class B common stock are identical in all respects. Upon the closing of this offering, all issued and outstanding shares of Class B common stock will be automatically converted, on a one-for-one basis, into shares of Class A common stock, and the separate classes of common stock will be eliminated pursuant to the terms of our certificate of formation.

In the fourth quarter of 2008, we effected a 3-for-1 forward stock split of the Class A common stock. The forward split was effected through a share dividend of two shares of Class A common stock for each outstanding share of common stock (including Class B common stock) held by our shareholders of record at October 31, 2008.

The holders of the Class B common stock are entitled to be paid cumulative dividends at a per share rate of \$0.26-2/3 annually out of funds legally available for the payment of dividends. These dividends accrue and are payable quarterly at the rate of \$0.06-2/3 per share of Class B common stock outstanding. Upon the automatic conversion of the outstanding shares of Class B common stock at the closing of this offering, the right to dividends will terminate. Any accrued but unpaid dividends existing at the time of such conversion will be paid to the holders of the Class B common stock upon conversion.

Holders of all of our common stock will be entitled to receive their pro rata shares of dividends in the amounts and at the times declared by our board of directors in its discretion out of funds legally available for the payment of dividends.

Subject to any special voting rights of any series of preferred stock that we may issue in the future, each share of common stock has one vote on all matters voted on by our shareholders, including the election of directors. No share of common stock has any cumulative voting or preemptive rights or is redeemable,

[Table of Contents](#)

[Index to Financial Statements](#)

assessable or entitled to the benefits of any sinking or repurchase fund. Holders of common stock will share equally in our assets on liquidation after payment or provision for all liabilities and any preferential liquidation rights of any preferred stock then outstanding. All outstanding shares of common stock are fully paid and non-assessable.

Preferred Stock

At the direction of our board of directors, we may issue shares of preferred stock from time to time. Our board of directors may, without any action by holders of common stock, adopt resolutions to issue preferred stock by establishing the number, rights and preferences of, and designating, one or more series of preferred stock. No series of preferred stock has been designated and established by our board of directors. The rights of any series of preferred stock may include, among others:

- general or special voting rights;
- preferential liquidation or preemptive rights;
- preferential cumulative or noncumulative dividend rights;
- redemption or put rights; and
- conversion or exchange rights.

We may issue shares of, or rights to purchase shares of, preferred stock the terms of which might:

- adversely affect voting or other rights evidenced by, or amounts otherwise payable with respect to, the common stock;
- discourage an unsolicited proposal to acquire us; or
- facilitate a particular business combination involving us.

Any of these actions could discourage a transaction that some or a majority of our shareholders might believe to be in their best interests or in which our shareholders might receive a premium for their stock over our then market price.

Business Combinations under Texas Law

A number of provisions of Texas law, our certificate of formation and bylaws could make more difficult the acquisition of Matador by means of a tender offer, a proxy contest or otherwise and the removal of incumbent officers and directors. These provisions are intended to discourage coercive takeover practices and inadequate takeover bids and to encourage persons seeking to acquire control of Matador to negotiate first with our board of directors.

We are subject to the provisions of Title 2, Chapter 21, Subchapter M of the Texas Business Organizations Code (the “Texas Business Combination Law”). That law provides that a Texas corporation may not engage in specified types of business combinations, including mergers, consolidations and asset sales, with a person, or an affiliate or associate of that person, who is an “affiliated shareholder.” An “affiliated shareholder” is generally defined as the holder of 20% or more of the corporation’s voting shares, for a period of three years from the date that person became an affiliated shareholder. The law’s prohibitions do not apply if:

- the business combination or the acquisition of shares by the affiliated shareholder was approved by the board of directors of the corporation before the affiliated shareholder became an affiliated shareholder; or

[Table of Contents](#)

[Index to Financial Statements](#)

- the business combination was approved by the affirmative vote of the holders of at least two-thirds of the outstanding voting shares of the corporation not beneficially owned by the affiliated shareholder, at a meeting of shareholders called for that purpose, not less than six months after the affiliated shareholder became an affiliated shareholder.

Because we have more than 100 shareholders, we are considered an “issuing public corporation” for purposes of this law. The Texas Business Combination Law does not apply to the following:

- the business combination of an issuing public corporation: where the corporation’s original charter or bylaws contain a provision expressly electing not to be governed by the Texas Business Combination Law; or that adopts an amendment to its charter or bylaws, by the affirmative vote of the holders, other than affiliated shareholders, of at least two-thirds of the outstanding voting shares of the corporation, expressly electing not to be governed by the Texas Business Combination Law and so long as the amendment does not take effect for 18 months following the date of the vote and does not apply to a business combination with an affiliated shareholder who became affiliated on or before the effective date of the amendment;
- a business combination of an issuing public corporation with an affiliated shareholder that became an affiliated shareholder inadvertently, if the affiliated shareholder divests itself, as soon as possible, of enough shares to no longer be an affiliated shareholder and would not at any time within the three-year period preceding the announcement of the business combination have been an affiliated shareholder but for the inadvertent acquisition;
- a business combination with an affiliated shareholder who became an affiliated shareholder through a transfer of shares by will or intestacy and continuously was an affiliated shareholder until the announcement date of the business combination; and
- a business combination of a corporation with its wholly owned Texas subsidiary if the subsidiary is not an affiliate or associate of the affiliated shareholder other than by reason of the affiliated shareholder’s beneficial ownership of voting shares of the corporation.

Neither our certificate of formation nor our bylaws contain any provision expressly providing that we will not be subject to the Texas Business Combination Law. The Texas Business Combination Law may have the effect of inhibiting a non-negotiated merger or other business combination involving our company, even if that event would be beneficial to our shareholders.

Action by Consent

Our bylaws and Texas law provide that any action that can be taken at any special or annual meeting of shareholders may be taken by unanimous written consent of all shareholders entitled to vote.

Certain Charter and Bylaw Provisions

Our certificate of formation and bylaws contain, or will contain upon completion of this offering, certain provisions that could discourage potential takeover attempts and make it more difficult for our shareholders to change management or receive a premium for their shares. These provisions include:

- authorization for our board of directors to issue preferred stock without shareholder approval;
- a classified board of directors so that not all members of our board of directors are elected at one time;

[Table of Contents](#)

[Index to Financial Statements](#)

- the prohibition of cumulative voting in the election of directors; and
- a limitation on the ability of shareholders to call special meetings to those owning at least 25% of our outstanding shares of common stock.

Limitation of Liability and Indemnification of Officers and Directors

Our certificate of formation provides that our directors are not liable to the company or its shareholders for monetary damages for an act or omission in their capacity as a director. A director may, however, be found liable for:

- any breach of the director's duty of loyalty to the company or its shareholders;
- acts or omissions not in good faith that constitute a breach of the director's duty to the company;
- acts or omissions that involve intentional misconduct or a knowing violation of law;
- any transaction from which the director receives an improper benefit; or
- acts or omissions for which the liability is expressly provided by an applicable statute.

Our certificate of formation also provides that we will indemnify our directors, and may indemnify our officers, employees and agents, to the fullest extent permitted by applicable Texas law from any expenses, liabilities or other matters. Insofar as indemnification for liabilities arising under the Securities Act may be permitted for directors, officers and controlling persons of Matador under our certificate of formation, it is the position of the SEC that such indemnification is against public policy as expressed in the Securities Act and is, therefore, unenforceable.

Indemnification Agreements

We have entered into indemnification agreements with each of our officers and directors. Under these agreements, we have agreed to indemnify the director or officer who acts on behalf of Matador and is made or threatened to be made a party to any action or proceeding for expenses, judgments, fines and amounts paid in settlement that are actually and reasonably incurred in connection with the action or proceeding. The indemnity provisions apply whether the action was instituted by a third party or by us. Generally, the principal limitation on our obligation to indemnify the director or officer will be if it is determined by a court of law, not subject to further appeal, that indemnification is prohibited by applicable law or the provisions of the indemnification agreement.

Transfer Agent and Registrar

The transfer agent and registrar for our common stock is Registrar and Transfer Company.

Listing

We intend to apply to list our common stock on the NYSE under the symbol "MTDR."

SHARES ELIGIBLE FOR FUTURE SALE

Prior to this offering, there has been no public market for our common stock. Future sales of our common stock in the public market, or the availability of such shares for sale in the public market, could adversely affect market prices prevailing from time to time. As described below, only a limited number of shares will be available for sale shortly after this offering due to contractual and legal restrictions on resale. Nevertheless, sales of a substantial number of shares of our common stock in the public market after such restrictions lapse, or the perception that those sales may occur, could adversely affect the prevailing market price at such time and our ability to raise equity-related capital at a time and price we deem appropriate.

Sales of Restricted Shares

Upon the closing of this offering, we will have outstanding an aggregate of 54,719,860 shares of common stock, and in addition to the shares sold in this offering by us and the selling shareholders, 54,584,284 shares of common stock will be freely tradable without restriction or further registration under the Securities Act, except to the extent the shares are held by any of our “affiliates” as such term is defined in Rule 144 of the Securities Act.

All remaining shares of common stock held by existing shareholders will be deemed “restricted securities” as such term is defined under Rule 144. The restricted securities were issued and sold by us in private transactions and are eligible for public sale only if registered under the Securities Act or if they qualify for an exemption from registration under Rule 144 or Rule 701 under the Securities Act, which rules are summarized below.

42,440,339 of our shares, including all shares held by our officers and directors and the selling shareholders, except for the shares offered by the selling shareholders in this offering, are subject to lock-up agreements that prohibit the disposition of those shares during the 180-day period beginning on the date of the final prospectus related to this offering, except with the prior written consent of RBC Capital Markets, LLC and subject to certain exceptions. After the expiration of the 180-day restricted period, these shares may be sold in the public market in the United States, subject to prior registration in the United States, if required, or reliance upon an exemption from U.S. registration, including, in the case of shares held by affiliates or control persons, compliance with the volume restrictions of Rule 144. See “Underwriters” for a description of these lockup provisions.

Rule 144

In general, under Rule 144 as currently in effect, once we have been a reporting company subject to the reporting requirements of Section 13 or 15(d) of the Exchange Act for 90 days, a person (or persons whose shares are aggregated) who is not deemed to have been an affiliate of ours at any time during the three months preceding a sale, and who has beneficially owned restricted securities within the meaning of Rule 144 for at least six months (including any period of consecutive ownership of preceding non-affiliated holders) would be entitled to sell those shares, subject only to the availability of current public information about us. A non-affiliated person who has beneficially owned restricted securities within the meaning of Rule 144 for at least one year would be entitled to sell those shares without regard to the provisions of Rule 144.

Once we have been a reporting company subject to the reporting requirements of Section 13 or 15(d) of the Exchange Act for 90 days, a person (or persons whose shares are aggregated) who is deemed to be an affiliate of ours and who has beneficially owned restricted securities within the meaning of Rule 144 for at

[Table of Contents](#)

[Index to Financial Statements](#)

least six months would be entitled to sell within any three-month period a number of shares that does not exceed the greater of one percent of the then outstanding shares of our common stock or the average weekly trading volume of our common stock reported through the NYSE during the four calendar weeks preceding the filing of notice of the sale. Such sales are also subject to certain manner of sale provisions, notice requirements and the availability of current public information about us.

Rule 701

Employees, directors, officers, consultants or advisors who purchase shares from us in connection with a compensatory stock or option plan or other written compensatory agreement in accordance with Rule 701 before the effective date of the registration statement are entitled to sell such shares 90 days after the effective date of the registration statement in reliance on Rule 144 without having to comply with the holding period requirement of Rule 144 and, in the case of non-affiliates, without having to comply with the public information, volume limitation or notice filing provisions of Rule 144. The SEC has indicated that Rule 701 will apply to typical stock options granted by an issuer before it becomes subject to the reporting requirements of the Exchange Act, along with the shares acquired upon exercise of such options, including exercises after the date of this prospectus.

Stock Issued Under Employee Plans

We intend to file a registration statement on Form S-8 under the Securities Act to register stock issuable under our 2003 Stock and Incentive Plan and our 2012 Long-Term Incentive Plan. This registration statement is expected to be filed following the effective date of the registration statement of which this prospectus is a part and will be effective upon filing. Accordingly, shares registered under such registration statement will be available for sale in the open market following the effective date, unless such shares are subject to vesting restrictions with us, Rule 144 restrictions applicable to our affiliates or the lockup restrictions described above.

MATERIAL U.S. FEDERAL INCOME AND ESTATE TAX CONSIDERATIONS TO NON-U.S. HOLDERS

The following is a general discussion of the material U.S. federal income and estate tax consequences of the acquisition, ownership and disposition of our common stock to a non-U.S. holder. Except as specifically provided below (see “— Estate Tax”), for the purpose of this discussion, a non-U.S. holder is any beneficial owner of our common stock that is not for U.S. federal income tax purposes any of the following:

- an individual citizen or resident of the United States;
- a corporation (or other entity treated as a corporation for U.S. federal income tax purposes) created or organized in the United States or under the laws of the United States or any state or the District of Columbia;
- a partnership (or other entity treated as a partnership for U.S. federal income tax purposes);
- an estate whose income is subject to U.S. federal income tax regardless of its source; or a trust (x) whose administration is subject to the primary supervision of a U.S. court and which has one or more U.S. persons who have the authority to control all substantial decisions of the trust or (y) that was in existence on August 20, 1996, was treated as a U.S. person at the previous day and has made a valid election to continue to be treated as a U.S. person.

If a partnership (or an entity treated as a partnership for U.S. federal income tax purposes) holds our common stock, the tax treatment of a partner in the partnership will generally depend on the status of the partner and upon the activities of the partnership. Accordingly, we urge partnerships that hold our common stock and partners in such partnerships to consult their own tax advisors regarding the tax treatment of holding our common stock.

This discussion assumes that a non-U.S. holder will hold our common stock issued pursuant to this offering as a capital asset (generally, property held for investment). This discussion does not address all aspects of U.S. federal income taxation or any aspects of state, local or non-U.S. taxation, nor does it consider any U.S. federal income tax considerations that may be relevant to non-U.S. holders which may be subject to special treatment under U.S. federal income tax laws, including, without limitation, U.S. expatriates, controlled foreign corporations, passive foreign investment companies, insurance companies, tax-exempt or governmental organizations, dealers in securities or currency, banks or other financial institutions and investors that hold our common stock as part of a hedge, straddle or conversion transaction. Furthermore, the following discussion is based on current provisions of the Internal Revenue Code of 1986, as amended, and Treasury Regulations and administrative and judicial interpretations thereof, all as in effect on the date hereof, and all of which are subject to change, possibly with retroactive effect.

This section does not address all U.S. federal income and estate tax matters applicable to a non-U.S. holder. Because each prospective investor may have unique circumstances beyond the scope of the discussion herein, we encourage each prospective investor to consult with its own tax advisor regarding the application of the U.S. federal income tax laws to its particular situation as well as any tax consequences arising under U.S. estate laws and under the laws of any state, local or foreign taxing jurisdiction or under any applicable tax treaty.

Dividends

If we pay dividends on our common stock, those payments will constitute dividends for U.S. tax purposes to the extent paid from our current or accumulated earnings and profits, as determined under U.S. federal income tax principles. To the extent those dividends exceed our current and accumulated earnings and profits, the dividends will constitute a return of capital and will first reduce a holder's adjusted tax basis in its common stock, but not below zero, and then will be treated as gain from the sale of the common stock (see "— Gain on Disposition of Common Stock").

Any dividend paid out of earnings and profits to a non-U.S. holder of our common stock generally will be subject to U.S. withholding tax either at a rate of 30% of the gross amount of the dividend or such lower rate as may be specified by an applicable tax treaty. To receive the benefit of a reduced treaty rate, a non-U.S. holder generally must provide us with an Internal Revenue Service ("IRS") Form W-8BEN certifying qualification for the reduced rate.

Dividends received by a non-U.S. holder that are effectively connected with a U.S. trade or business conducted by the non-U.S. holder will be exempt from such withholding tax. To obtain this exemption, the non-U.S. holder must provide us with an IRS Form W-8ECI properly certifying such exemption. Such effectively connected dividends, although not subject to withholding tax, will be subject to U.S. federal income tax on a net income basis at the same graduated U.S. tax rates generally applicable to U.S. persons, net of certain deductions and credits, subject to any applicable tax treaty providing otherwise. In addition to the income tax described above, dividends received by corporate non-U.S. holders that are effectively connected with a U.S. trade or business of the corporate non-U.S. holder may be subject to a branch profits tax at a rate of 30% or such lower rate as may be specified by an applicable tax treaty.

In certain circumstances, amounts received by a non-U.S. holder upon the redemption of our common stock may be treated as a distribution in the nature of a dividend with respect to the common stock, rather than as a payment in exchange for the common stock that results in the recognition of capital gain or loss. In these circumstances, the redemption payment would be included in gross income as a dividend to the extent that such payment is made out of our earnings and profits (as described above). The determination of whether a redemption of common stock will be treated as a distribution, rather than as a payment in exchange for the common stock, will depend on whether and to what extent the redemption reduces the non-U.S. holder's ownership in us. The rules applicable to redemptions are complex, and each non-U.S. holder should consult its own tax advisor to determine the consequences of a redemption to it.

Gain on Disposition of Common Stock

A non-U.S. holder generally will not be subject to U.S. federal income tax on any gain realized upon the sale or other disposition of our common stock unless:

- the gain is effectively connected with a U.S. trade or business of the non-U.S. holder and, if required by an applicable tax treaty, is attributable to a U.S. permanent establishment maintained by such non-U.S. holder;
- the non-U.S. holder is an individual who is present in the United States for a period or periods aggregating 183 days or more during the calendar year in which the sale or disposition occurs and certain other conditions are met; or
- we are or have been a "U.S. real property holding corporation" for U.S. federal income tax purposes and the non-U.S. holder holds or has held, directly or indirectly, at any time within the shorter of the five-year period preceding the disposition or the non-U.S. holder's holding period,

[Table of Contents](#)

[Index to Financial Statements](#)

more than 5% of our common stock. Generally, a corporation is a U.S. real property holding corporation if the fair market value of its U.S. real property interests equals or exceeds 50% of the sum of the fair market value of its worldwide real property interests and its other assets used or held for use in a trade or business. If we are or have been a U.S. real property holding corporation and our common stock is not regularly traded on an established securities market, then the gain recognized on the sale or other disposition of our common stock by a non-U.S. holder would be subject to U.S. federal income tax regardless of the amount of the non-U.S. holder's ownership percentage.

We believe that we are, and will remain for the foreseeable future, a "U.S. real property holding corporation" for U.S. federal income tax purposes.

Unless an applicable tax treaty provides otherwise, gain described in the first and third bullet points above will be subject to U.S. federal income tax on a net income basis at the same graduated U.S. tax rates generally applicable to U.S. persons. A branch profits tax may apply to certain of such gains. In addition gain described in the third bullet point may also be subject to certain withholding rules.

Gain described in the second bullet point above (which may be offset by U.S. source capital losses, provided that the non-U.S. holder has timely filed U.S. federal income tax returns with respect to such losses) generally will be subject to a flat 30% U.S. federal income tax.

Backup Withholding and Information Reporting

Generally, we must report annually to the IRS the amount of dividends paid to each non-U.S. holder, and the amount, if any, of tax withheld with respect to those dividends. A similar report is sent to each non-U.S. holder. These information reporting requirements apply even if withholding was not required. Pursuant to tax treaties or other agreements, the IRS may make its reports available to tax authorities in the recipient's country of residence.

Payments of dividends to a non-U.S. holder may be subject to backup withholding (currently at a rate of 28%, and scheduled to increase to a rate of 31% on January 1, 2013) unless the non-U.S. holder establishes an exemption, for example, by properly certifying its non-U.S. status on an IRS Form W-8BEN or another appropriate version of IRS Form W-8. Notwithstanding the foregoing, backup withholding also may apply if we have actual knowledge, or reason to know, that the beneficial owner is a U.S. person that is not an exempt recipient.

Payments of the proceeds from sale or other disposition by a non-U.S. holder of our common stock effected outside the United States by or through a foreign office of a broker generally will not be subject to information reporting or backup withholding. However, information reporting will apply to those payments if the broker does not have documentary evidence that the holder is a non-U.S. holder, an exemption is not otherwise established and the broker has certain relationships with the United States.

Payments of the proceeds from a sale or other disposition by a non-U.S. holder of our common stock effected by or through a U.S. office of a broker generally will be subject to information reporting and backup withholding (currently at a rate of 28%, and scheduled to increase to a rate of 31% on January 1, 2013) unless the non-U.S. holder establishes an exemption, for example, by properly certifying its non-U.S. status on an IRS Form W-8BEN or another appropriate version of IRS Form W-8. Notwithstanding the foregoing, information reporting and backup withholding also may apply if the broker has actual knowledge, or reason to know, that the holder is a U.S. person that is not an exempt recipient.

[Table of Contents](#)

[Index to Financial Statements](#)

Backup withholding is not an additional tax. Rather, the U.S. income tax liability of persons subject to backup withholding will be reduced by the amount of tax withheld. If withholding results in an overpayment of taxes, a refund may be obtained, provided that the required information is timely furnished to the IRS.

Estate Tax

Our common stock owned or treated as owned by an individual who is not a citizen or resident of the United States (as specifically defined for U.S. federal estate tax purposes) at the time of death will be includible in the individual's gross estate for U.S. federal estate tax purposes and may be subject to U.S. federal estate tax unless an applicable estate tax treaty provides otherwise.

Legislation Affecting Common Stock Held Through Foreign Accounts

Recently enacted legislation generally will impose a U.S. federal withholding tax of 30% on dividends and the gross proceeds of a disposition of our common stock paid after December 31, 2012 to a "foreign financial institution" (as specifically defined under these rules) unless such institution enters into an agreement with the U.S. government to withhold on certain payments and to collect and provide to the U.S. tax authorities substantial information regarding U.S. account holders of such institution (which includes certain equity and debt holders of such institution, as well as certain account holders that are foreign entities with U.S. owners). The legislation also will generally impose a U.S. federal withholding tax of 30% on dividends and the gross proceeds of a disposition of our common stock paid after December 31, 2012 to a non-financial foreign entity unless such entity provides the withholding agent with certain information relating to the direct and indirect U.S. owners of the entity. Under certain circumstances, a non-U.S. holder might be eligible for refunds or credits of such taxes. Prospective investors are encouraged to consult with their own tax advisors regarding the possible implications of this legislation on their investment in our common stock.

UNDERWRITERS

Under the terms and subject to the conditions contained in an underwriting agreement dated —, 2012, we and the selling shareholders have agreed to sell to the underwriters named below, for whom RBC Capital Markets, LLC and Citigroup Global Markets Inc. are acting as representatives, the following respective numbers of shares of common stock:

<u>Name</u>	<u>Number of Shares</u>
RBC Capital Markets, LLC	—
Citigroup Global Markets Inc.	—
Jefferies & Company, Inc.	—
Howard Weil Incorporated	—
Stifel, Nicolaus & Company, Incorporated	—
Simmons & Company International	—
Stephens Inc.	—
Comerica Securities, Inc.	—
Total	<u>13,333,334</u>

The underwriting agreement provides that the underwriters are obligated, severally and not jointly, to purchase all the shares of common stock offered by us. The underwriting agreement also provides that if an underwriter defaults, the purchase commitments of non-defaulting underwriters may be increased or this offering may be terminated.

We have granted to the underwriters a 30-day option to purchase up to 700,000 additional shares at the offering price less the underwriting discounts and commissions. The selling shareholders have granted to the underwriters a 30-day option to purchase up to an aggregate of 1,300,000 additional shares at the offering price less the underwriting discounts and commissions. The options may be exercised only to cover any over-allotments of common stock. The option may be exercised only to cover any over-allotments of common stock.

The underwriters propose to offer the shares of common stock directly to the public at the offering price on the cover page of this prospectus and to selling group members at that price less a selling concession not in excess of \$1.01 per share. After this offering, the representatives may change the offering price and concession.

Except as described below, the following table summarizes the compensation we and the selling shareholders will pay:

	<u>Per Share</u>		<u>Total</u>	
	<u>Without Over-Allotment</u>	<u>With Over-Allotment</u>	<u>Without Over-Allotment</u>	<u>With Over-Allotment</u>
Underwriting discounts and commissions paid by us	\$ 1.01	\$ 1.01	\$11,812,500	\$12,521,250
Underwriting discounts paid by selling shareholders ⁽¹⁾	\$ 1.01	\$ 1.01	\$ 1,421,719	\$ 2,737,969

(1) Certain holders of stock options to purchase 285,000 shares of common stock are exercising such options prior to consummation of this offering and selling 262,500 of these shares of common stock in this offering. These selling shareholders will not be required to pay any underwriting discounts or commissions in connection with the sale of their shares to the underwriters.

The expenses of this offering that are payable by us are estimated to be \$3.0 million, exclusive of underwriting discounts and commissions.

[Table of Contents](#)

[Index to Financial Statements](#)

The underwriters have informed us that they do not intend sales to discretionary accounts in excess of 5% of the total number of shares of common stock offered by them.

99.2% of our shares prior to this offering, including all shares held by our officers and directors and the selling shareholders, are subject to lock-up agreements with RBC Capital Markets, LLC, on behalf of the underwriters, that prohibit during the period ending 180 days after the date of the final prospectus related to this offering (the “lockup period”):

- directly or indirectly, selling, offering, contracting or granting any option to sell or short sell, granting any option, right or warrant to purchase, pledging, transferring, establishing an open “put equivalent position”, lending or otherwise disposing of any shares of our common stock, options, rights or warrants to acquire shares of our common stock, or securities exchangeable or exercisable for or convertible into shares of our common stock owned either of record or beneficially;
- entering into any swap or other arrangement that transfers, in whole or in part, the economic consequences of the ownership of our common stock; or
- publicly announcing an intention to do any of the foregoing.

These agreements also apply to any sale of locked up shares upon exercise of any options to purchase shares of common stock and are subject to certain exceptions, including:

- sales of common stock to the underwriters in this offering;
- the award of options or other purchase rights or shares of our common stock pursuant to our employee benefits plans;
- issuances of shares of common stock or securities convertible into or exercisable or exchangeable for shares of common stock pursuant to the exercise of warrants, options or other convertible or exchangeable securities, including shares of convertible preferred stock, in each case which are outstanding on the date hereof; and
- filing with the SEC a registration statement under the Securities Act on Form S-8 with respect to securities issued pursuant to an employee benefit plan.

Notwithstanding the foregoing, our officers, directors and shareholders will be permitted to:

- abide by any obligations regarding shares of common stock or any security convertible into common stock under any existing pledge, margin account or similar agreement, including, but not limited to, sales and transfers of such securities;
- transfer shares of common stock or any security convertible into common stock as a bona fide gift;
- distribute shares of common stock or any security convertible into common stock to limited partners, general partners, members or shareholders;
- transfer shares of common stock or any security convertible into common stock to family members or a trust established for the benefit of family members;
- transfer shares of common stock or any security convertible into common stock to entities where the party to the lockup is the beneficial owner of all shares of common stock or our other securities held by the entity;
- receive shares of common stock upon the exercise of an option or warrant or in connection with the vesting of restricted stock or restricted stock units;

[Table of Contents](#)

[Index to Financial Statements](#)

- transfer shares of common stock to the company in a transaction exempt from Section 16(b) of the Exchange Act solely in connection with the payment of taxes due in connection with any such exercise or vesting; and
- pursuant to section 5(x) of the underwriting agreement, upon five days advance written notice to RBC Capital Markets, LLC, RBC will consent to a transfer by an existing shareholder of shares of common stock directly to another existing shareholder that has also signed a lock-up agreement with RBC and that acknowledges to RBC that the shares will be subject to the lock-up agreement so long as such transfer would not require the transferor to file a Form 4 pursuant to Section 16 of the Exchange Act or an amendment to any Schedule 13D or 13G pursuant to Section 13 of the Exchange Act.

It is a pre-condition to any such permitted transfer that the transferee executes and delivers to RBC a lock-up agreement in form and substance similar to the transferor's agreement with RBC.

In addition, if (1) during the last 17 days of the restricted period, we issue an earnings release or material news or a material event relating to us occurs; or (2) prior to the expiration of the restricted period, we announce that we will release earnings results during the 16-day period beginning on the last day of the restricted period, the restrictions described above will continue to apply until the expiration of the 18-day period beginning on the issuance of the earnings release or the occurrence of the material news or material event.

RBC Capital Markets, LLC may consent in its sole discretion to a release of the transfer restrictions in the lock-up agreements. The lock-up agreements provided by our largest group of shareholders, Wellington Management Company, LLP and the shareholders advised by it, or the Wellington Management group, who beneficially own 17.5% of our outstanding shares of Class A common stock, also provide that if any shareholder, director, executive officer or other person party to a lock-up agreement is in any way released from, or receives a waiver of, any of its obligations pursuant to a lock-up agreement, the members of the Wellington Management group will be contemporaneously released or waived from their obligations under their lock-up agreements to the extent of the same percentage of their holdings of shares as was granted to the person receiving the release or waiver. This provision does not apply to

- any releases or waivers granted to any party to a lock-up agreement (other than the Wellington Management group and other than persons or entities that are identified in "Principal and Selling Shareholders" as beneficially owning 5% or more of the outstanding shares of our common stock, and any persons or entities identified in a footnote associated with such persons or entities) solely to accommodate a personal hardship until the aggregate number of shares covered by such releases or waivers exceeds 250,000 shares, in which case the number of shares to be released or waived for the members of the Wellington Management group will be equal to the aggregate number of shares released or waived in excess of 250,000 to be allocated among them as they may determine;
- shares to be sold in this offering by any selling shareholders; or
- releases or waivers granted to any shareholder (other than the Wellington Management group and other than persons or entities that are identified in "Principal and Selling Shareholders" as beneficially owning 5% or more of the outstanding shares of our common stock, and any persons or entities identified in a footnote associated with such persons or entities) pursuant to section 5(x) of the underwriting agreement, as described above.

We have agreed not to file any registration statement with respect to our common stock or other equity securities (other than on Form S-8 as described above), and our directors, officers and other holders of our equity securities will waive all registration rights with respect to this offering.

[Table of Contents](#)

[Index to Financial Statements](#)

We and the selling shareholders have agreed to indemnify the underwriters against liabilities under the Securities Act, or contribute to payments that the underwriters may be required to make in that respect. In addition, we and the selling shareholders have agreed to indemnify Jefferies & Company, Inc. against liabilities incurred in connection with acting as a qualified independent underwriter, including liabilities under the Securities Act.

We intend to apply to list our common stock on the NYSE under the symbol “MTDR”.

Prior to this offering, there has been no public market for our common stock. The initial public offering price will be determined by negotiations between us and the representatives of the underwriters. Among the factors to be considered in determining the initial public offering price will be our prospects and the prospects of our industry in general, our financial operating information in recent periods, an assessment of our management, the general condition of the securities markets and the recent market prices of, and demand for, publicly traded common stock of generally comparable companies. The estimated initial public offering price range set forth on the cover page of this preliminary prospectus is subject to change as a result of market conditions and other factors.

In the ordinary course of business, certain of the underwriters and their affiliates have provided and may in the future provide financial advisory, investment banking and general financing and banking services for us and our affiliates for customary fees.

In connection with this offering, the underwriters may engage in stabilizing transactions, over-allotment transactions, syndicate covering transactions and penalty bids in accordance with Regulation M under the Exchange Act, including:

- stabilizing transactions that permit bids to purchase the underlying security so long as the stabilizing bids do not exceed a specified maximum;
- over-allotment, which involves sales by the underwriters of shares in excess of the number of shares the underwriters are obligated to purchase, which creates a syndicate short position. The short position may be either a covered short position or a naked short position. In a covered short position, the number of shares over-allotted by the underwriters is not greater than the number of shares that they may purchase in the over-allotment option. In a naked short position, the number of shares involved is greater than the number of shares in the over-allotment option. The underwriters may close out any covered short position by exercising their over-allotment option and/or purchasing shares in the open market;
- syndicate covering transactions, which involve purchases of the common stock in the open market after the distribution has been completed in order to cover syndicate short positions. In determining the source of shares to close out the short position, the underwriters will consider, among other things, the price of shares available for purchase in the open market as compared to the price at which they may purchase shares through the over-allotment option. If the underwriters sell more shares than could be covered by the over-allotment option, a naked short position, the position can only be closed out by buying shares in the open market. A naked short position is more likely to be created if the underwriters are concerned that there could be downward pressure on the price of the shares in the open market after pricing that could adversely affect investors who purchase in this offering; and
- penalty bids, which permit the representatives to reclaim a selling concession from a syndicate member when the common stock originally sold by the syndicate member is purchased in a stabilizing or syndicate covering transaction to cover syndicate short positions.

[Table of Contents](#)

[Index to Financial Statements](#)

These stabilizing transactions, over-allotment transactions, syndicate covering transactions and penalty bids may have the effect of raising or maintaining the market price of our common stock or preventing or retarding a decline in the market price of the common stock. As a result, the price of our common stock may be higher than the price that might otherwise exist in the open market. These transactions may be effected on the NYSE or otherwise and, if commenced, may be discontinued at any time.

A prospectus in electronic format may be made available on the websites maintained by one or more of the underwriters or selling group members, if any, participating in this offering. The representatives may agree to allocate a number of shares to underwriters and selling group members for sale to their online brokerage account holders.

Directed Share Program

At our request, certain of the underwriters have reserved up to 10% of the common stock being offered by this prospectus (excluding any shares to be issued upon exercise of the over-allotment option) for sale at the initial public offering price to our directors, officers, employees, consultants, business or other associates and certain of our existing shareholders. The sales will be made by RBC Capital Markets, LLC through a directed share program. We do not know if these persons will choose to purchase all or any portion of these reserved shares, but any purchases they do make will reduce the number of shares available to the general public. Any reserved shares which are not so purchased will be offered by the underwriters to the general public on the same basis as the other shares offered by this prospectus. Participants in the directed share program may be subject to a 180-day lockup with respect to any shares sold to them pursuant to that program. This lockup will have similar restrictions and an identical extension provision to the lockup agreements described above. Any shares sold in the directed share program to our directors or executive officers will also be subject to the lockup agreements described above. We have agreed to indemnify RBC Capital Markets, LLC and the underwriters in connection with the directed share program, including for the failure of any participant to pay for its shares.

The following directors and executive officers have indicated to us that they currently intend to purchase the following amounts of common stock in the directed share program in this offering at the initial price to the public:

Director or Executive Officer	Amount
Joseph Wm. Foran ⁽¹⁾	\$ 2,000,000
Wade I. Massad ⁽²⁾	250,000
David M. Laney ⁽³⁾	600,000
Charles L. Gummer	330,000
Margaret B. Shannon	200,000
Gregory E. Mitchell ⁽⁴⁾	200,000

(1) \$1,500,000 of shares are expected to be purchased by Mr. Foran and \$500,000 of shares are expected to be purchased by Sage Resources, Ltd., a limited partnership owned by the Foran family, including Mr. Foran.

(2) Shares may be purchased by Mr. Massad or an entity over which Mr. Massad has investment and voting authority.

(3) \$300,000 of shares are expected to be purchased by Laney Investments Ltd.

(4) Shares are expected to be purchased by JAMAL Enterprises, LP, for which Mr. Mitchell has sole voting and investment authority.

These prospective purchasers have the right to purchase these shares, but are under no obligation to purchase any shares in this offering and their interest in purchasing shares in this offering is not a commitment to do so. The underwriters will receive the same discount from shares of our common stock purchased by such directors and officers as they will from other shares of our common stock sold to the

public in this offering. Any shares purchased by such directors and officers will be subject to lock-up restrictions described in the section entitled “Underwriters.”

Conflicts of Interest

The underwriters and their respective affiliates are full service financial institutions engaged in various activities, which may include securities trading, commercial and investment banking, financial advisory, investment management, investment research, principal investment, hedging, financing and brokerage activities. Certain of the underwriters and their respective affiliates have, from time to time, performed, and may in the future perform, various financial advisory and investment banking services for us, for which they received or will receive customary fees and expenses. For example, affiliates of Comerica Securities, Inc. are counterparties to our hedging arrangements and provide commercial banking services for our treasury management function.

Affiliates of RBC Capital Markets, Citigroup Global Markets Inc. and Comerica Securities, Inc. are lenders, and Comerica Bank, an affiliate of Comerica Securities, Inc., acts as administrative agent for the lenders, under our amended and restated senior secured revolving credit agreement. Because a portion of the proceeds of this offering will be used to repay indebtedness under the credit facility, a “conflict of interest” under Rule 5121 of FINRA is therefore deemed to exist. Pursuant to FINRA Rule 5121, a “qualified independent underwriter” meeting certain standards must participate in the preparation of the registration statement of which this prospectus forms a part and exercise the usual standards of due diligence with respect thereto. Jefferies & Company, Inc. has assumed the responsibilities of acting as the qualified independent underwriter in this offering, and Jefferies & Company, Inc. will not receive additional compensation for that role. Affiliates of RBC Capital Markets, Citigroup Global Markets Inc. and Comerica Securities, Inc. will not confirm sales of the common stock to any account over which they have discretionary authority without the prior written approval of the customer.

In the ordinary course of their various business activities, the underwriters and their respective affiliates may make or hold a broad array of investments and actively trade debt and equity securities (or related derivative securities) and financial instruments (including bank loans) for their own account and for the accounts of their customers, and such investment and securities activities may involve our securities and/or instruments. The underwriters and their respective affiliates may also make investment recommendations and/or publish or express independent research views in respect of such securities or instruments and may at any time hold, or recommend to clients that they acquire, long and/or short positions in such securities and instruments.

Selling Restrictions

European Economic Area

In relation to each member state of the European Economic Area which has implemented the Prospectus Directive (each, a “Relevant Member State”), including each Relevant Member State that has implemented the 2010 PD Amending Directive with regard to persons to whom an offer of securities is addressed and the denomination per unit of the offer of securities (each, an “Early Implementing Member State”), with effect from and including the date on which the Prospectus Directive is implemented in that Relevant Member State (the “Relevant Implementation Date”), no offer of shares will be made to the public in that Relevant Member State (other than offers (the “Permitted Public Offers”) where a prospectus will be published in relation to the shares that has been approved by the competent authority in a Relevant Member State or, where appropriate, approved in another Relevant Member State and notified to the competent

authority in that Relevant Member State, all in accordance with the Prospectus Directive), except that with effect from and including that Relevant Implementation Date, offers of shares may be made to the public in that Relevant Member State at any time:

(a) to “qualified investors” as defined in the Prospectus Directive, including:

(i) (in the case of Relevant Member States other than Early Implementing Member States), legal entities which are authorized or regulated to operate in the financial markets or, if not so authorized or regulated, whose corporate purpose is solely to invest in securities, or any legal entity which has two or more of (i) an average of at least 250 employees during the last financial year; (ii) a total balance sheet of more than €43.0 million and (iii) an annual turnover of more than €50.0 million as shown in its last annual or consolidated accounts; or

(ii) (in the case of Early Implementing Member States), persons or entities that are described in points (1) to (4) of Section I of Annex II to Directive 2004/39/EC, and those who are treated on request as professional clients in accordance with Annex II to Directive 2004/39/EC, or recognized as eligible counterparties in accordance with Article 24 of Directive 2004/39/EC unless they have requested that they be treated as non-professional clients;

(b) to fewer than 100 (or, in the case of Early Implementing Member States, 150) natural or legal persons (other than “qualified investors” as defined in the Prospectus Directive), as permitted in the Prospectus Directive, subject to obtaining the prior consent of the representatives for any such offer; or

(c) in any other circumstances falling within Article 3(2) of the Prospectus Directive,

provided that no such offer of shares shall result in a requirement for the publication of a prospectus pursuant to Article 3 of the Prospectus Directive or of a supplement to a prospectus pursuant to Article 16 of the Prospectus Directive.

Each person in a Relevant Member State (other than a Relevant Member State where there is a Permitted Public Offer) who initially acquires any shares or to whom any offer is made will be deemed to have represented, acknowledged and agreed that (A) it is a “qualified investor”, and (B) in the case of any shares acquired by it as a financial intermediary, as that term is used in Article 3(2) of the Prospectus Directive, (x) the shares acquired by it in the offering have not been acquired on behalf of, nor have they been acquired with a view to their offer or resale to, persons in any Relevant Member State other than “qualified investors” as defined in the Prospectus Directive, or in circumstances in which the prior consent of the Subscribers has been given to the offer or resale, or (y) where shares have been acquired by it on behalf of persons in any Relevant Member State other than “qualified investors” as defined in the Prospectus Directive, the offer of those shares to it is not treated under the Prospectus Directive as having been made to such persons.

For the purpose of the above provisions, the expression “an offer to the public” in relation to any shares in any Relevant Member State means the communication in any form and by any means of sufficient information on the terms of the offer of any shares to be offered so as to enable an investor to decide to purchase any shares, as the same may be varied in the Relevant Member State by any measure implementing the Prospectus Directive in the Relevant Member State and the expression “Prospectus Directive” means Directive 2003/71 EC (including the 2010 PD Amending Directive, in the case of Early Implementing Member States) and includes any relevant implementing measure in each Relevant Member State and the expression “2010 PD Amending Directive” means Directive 2010/73/EU.

[Table of Contents](#)

[Index to Financial Statements](#)

United Kingdom

This prospectus is only being distributed to, and is only directed at, persons in the United Kingdom that are qualified investors within the meaning of Article 2(1)(e) of the Prospectus Directive (“Qualified Investors”) that are also (i) investment professionals falling within Article 19(5) of the Financial Services and Markets Act 2000 (Financial Promotion) Order 2005 (the “Order”) or (ii) high net worth entities, and other persons to whom it may lawfully be communicated, falling within Article 49(2)(a) to (d) of the Order (all such persons together being referred to as “relevant persons”). This prospectus and its contents are confidential and should not be distributed, published or reproduced (in whole or in part) or disclosed by recipients to any other persons in the United Kingdom. Any person in the United Kingdom that is not a relevant person should not act or rely on this document or any of its contents.

Switzerland

The shares may not be publicly offered in Switzerland and will not be listed on the SIX Swiss Exchange (“SIX”) or on any other stock exchange or regulated trading facility in Switzerland. This document has been prepared without regard to the disclosure standards for issuance prospectuses under art. 652a or art. 1156 of the Swiss Code of Obligations or the disclosure standards for listing prospectuses under art. 27 ff. of the SIX Listing Rules or the listing rules of any other stock exchange or regulated trading facility in Switzerland. Neither this document nor any other offering or marketing material relating to the shares or the offering may be publicly distributed or otherwise made publicly available in Switzerland.

Neither this document nor any other offering or marketing material relating to the offering, the Company or the shares have been or will be filed with or approved by any Swiss regulatory authority. In particular, this document will not be filed with, and the offer of shares will not be supervised by, the Swiss Financial Market Supervisory Authority FINMA, and the offer of shares has not been and will not be authorized under the Swiss Federal Act on Collective Investment Schemes (“CISA”). The investor protection afforded to acquirers of interests in collective investment schemes under the CISA does not extend to acquirers of shares.

Chile

The shares of common stock will not be registered under Law 18,045, as amended, of Chile with the Superintendencia de Valores y Seguros (Chilean Securities Commission), and accordingly, they may not be offered to persons in Chile except in circumstances that do not constitute a public offering under Chilean law.

LEGAL MATTERS

The validity of our common stock offered by this prospectus will be passed upon by Haynes and Boone, LLP, Dallas, Texas. Certain legal matters in connection with this offering will be passed upon for the underwriters by Hunton & Williams LLP, Dallas, Texas.

EXPERTS

The audited consolidated financial statements of Matador Resources Company and its subsidiaries for the years ended December 31, 2010 and 2009, and for each of the three years in the period ended December 31, 2010, included in this prospectus and elsewhere in the registration statement have been so included in reliance upon the report of Grant Thornton LLP, independent registered public accountants, upon the authority of said firm as experts in giving said report.

The estimates of proved reserves and future net revenue of Matador Resources Company at December 31, 2010 and 2009 and at September 30, 2011, have been audited by Netherland, Sewell & Associates, Inc., independent petroleum engineers, and such audit reports are included as exhibits to this prospectus. The estimates of proved reserves and future net revenue of certain properties of Matador Resources Company at December 31, 2011 have been reviewed by Netherland, Sewell & Associates, Inc., independent petroleum engineers, and such review report is included as an exhibit to this prospectus. The estimates of proved reserves and future net revenue of Matador Resources Company at December 31, 2008, have been audited by LaRoche Petroleum Consultants, Ltd., independent petroleum engineers, and such audit reports are included as exhibits to this prospectus.

WHERE YOU CAN FIND MORE INFORMATION

We have filed with the SEC a registration statement on Form S-1 (including the exhibits, schedules and amendments thereto) under the Securities Act, with respect to the shares of our common stock offered hereby. This prospectus does not contain all of the information set forth in the registration statement and the exhibits and schedules thereto. For further information with respect to us and the common stock offered hereby, we refer you to the registration statement and the exhibits and schedules filed therewith. Statements contained in this prospectus as to the contents of any contract, agreement or any other document are summaries of the material terms of that contract, agreement or other document. With respect to each of these contracts, agreements or other documents filed as an exhibit to the registration statement, reference is made to the exhibits for a more complete description of the matter involved. A copy of the registration statement, and the exhibits and schedules thereto, may be inspected without charge at the public reference facilities maintained by the SEC at 100 F Street NE, Washington, D.C. 20549. Copies of these materials may be obtained, upon payment of a duplicating fee, from the Public Reference Section of the SEC at 100 F Street NE, Washington, D.C. 20549. Please call the SEC at 1-800-SEC-0330 for further information on the operation of the public reference facility. The SEC maintains a website that contains reports, proxy and information statements and other information regarding registrants that file electronically with the SEC. The address of the SEC's website is <http://www.sec.gov>.

After we have completed this offering, we will file annual, quarterly and current reports, proxy statements and other information with the SEC. We expect to have an operational website concurrently with the completion of this offering and we expect to make our periodic reports and other information filed with or furnished to the SEC available, free of charge, through our website, as soon as reasonably practicable after those reports and other information are electronically filed with or furnished to the SEC. Information on our website or any other website is not incorporated by reference into this prospectus and does not

[Table of Contents](#)

[Index to Financial Statements](#)

constitute a part of this prospectus. You may read and copy any reports, statements or other information on file at the public reference rooms. You can also request copies of these documents, for a copying fee, by writing to the SEC, or you can review these documents on the SEC's website, as described above. In addition, we will provide electronic or paper copies of our filings free of charge upon request.

[Table of Contents](#)

[Index to Financial Statements](#)

Matador Resources Company and Subsidiaries
CONSOLIDATED FINANCIAL STATEMENTS
December 31, 2010, 2009 and 2008

Contents

Report of Independent Registered Public Accounting Firm	F-2
Audited Consolidated Financial Statements	
Consolidated Balance Sheets at December 31, 2010 and 2009	F-3
Consolidated Statements of Operations for the years ended December 31, 2010, 2009 and 2008	F-4
Consolidated Statements of Shareholders' Equity for the years ended December 31, 2010, 2009 and 2008	F-5
Consolidated Statements of Cash Flows for the years ended December 31, 2010, 2009 and 2008	F-6
Notes to Consolidated Financial Statements	F-7

Report of Independent Registered Public Accounting Firm

Board of Directors
Matador Resources Company

We have audited the accompanying consolidated balance sheets of Matador Resources Company (a Texas corporation) and subsidiaries (collectively, the “Company”) as of December 31, 2010 and 2009, and the related consolidated statements of operations, shareholders’ equity, and cash flows for each of the three years in the period ended December 31, 2010. These financial statements are the responsibility of the Company’s management. Our responsibility is to express an opinion on these financial statements based on our audits.

We conducted our audits in accordance with the standards of the Public Company Accounting Oversight Board (United States). Those standards require that we plan and perform the audit to obtain reasonable assurance about whether the financial statements are free of material misstatement. The Company is not required to have, nor were we engaged to perform, an audit of its internal control over financial reporting. Our audit included consideration of internal control over financial reporting as a basis for designing audit procedures that are appropriate in the circumstances, but not for the purpose of expressing an opinion on the effectiveness of the Company’s internal control over financial reporting. Accordingly, we express no such opinion. An audit also includes examining, on a test basis, evidence supporting the amounts and disclosures in the financial statements, assessing the accounting principles used and significant estimates made by management, as well as evaluating the overall financial statement presentation. We believe that our audits provide a reasonable basis for our opinion.

In our opinion, the consolidated financial statements referred to above present fairly, in all material respects, the financial position of Matador Resources Company and subsidiaries as of December 31, 2010 and 2009, and the results of their operations and their cash flows for each of the three years in the period ended December 31, 2010, in conformity with accounting principles generally accepted in the United States of America.

As discussed in Note B to the financial statements, the Company adopted new oil and gas reserves estimation and disclosure requirements as of December 31, 2009.

/s/ GRANT THORNTON LLP

Dallas, Texas
August 12, 2011

Matador Resources Company and Subsidiaries
CONSOLIDATED BALANCE SHEETS

	December 31,	
	2010	2009
ASSETS		
Current assets		
Cash and cash equivalents	\$ 21,059,519	\$ 104,229,709
Certificates of deposit	2,349,313	15,675,346
Accounts receivable		
Oil and natural gas revenues	6,514,122	5,750,957
Joint interest billings	2,042,999	2,234,330
Other	3,091,372	3,277,535
Derivative instruments	4,144,411	1,005,685
Lease and well equipment inventory	1,423,197	1,818,514
Prepaid expenses	1,876,358	1,329,559
Total current assets	<u>42,501,291</u>	<u>135,321,635</u>
Property and equipment, at cost		
Oil and natural gas properties, full-cost method		
Evaluated	255,408,993	192,249,326
Unproved and unevaluated	172,451,449	59,814,546
Other property and equipment	14,035,010	12,474,215
Less accumulated depletion, depreciation and amortization	<u>(138,014,986)</u>	<u>(122,459,957)</u>
Net property and equipment	<u>303,880,466</u>	<u>142,078,130</u>
Total assets	<u>\$ 346,381,757</u>	<u>\$ 277,399,765</u>
LIABILITIES AND SHAREHOLDERS' EQUITY		
Current liabilities		
Accounts payable	\$ 12,166,938	\$ 2,049,361
Accrued liabilities	14,658,546	5,206,444
Royalties payable	982,270	673,265
Advances from joint interest owners	722,843	450,000
Deferred income taxes	1,473,619	339,471
Dividends payable — Class B	68,713	68,713
Other liabilities	23,577	80,904
Total current liabilities	<u>30,096,506</u>	<u>8,868,158</u>
Long-term liabilities		
Borrowings under Credit Agreement	25,000,000	—
Asset retirement obligations	3,695,017	2,551,637
Deferred income taxes	5,432,638	1,635,003
Other long-term liabilities	280,453	23,577
Total long-term liabilities	<u>34,408,108</u>	<u>4,210,217</u>
Commitments and contingencies (Note 12)		
Shareholders' equity		
Common stock — Class A, \$0.01 par value, 80,000,000 shares authorized; 42,749,820 and 40,443,018 shares issued; and 41,570,645 and 40,375,348 shares outstanding, respectively	427,498	404,430
Common stock — Class B, \$0.01 par value, 2,000,000 shares authorized; 1,030,700 shares issued and outstanding	10,307	10,307
Additional paid-in capital	263,341,642	241,663,512
Retained earnings	28,862,518	22,760,408
Treasury stock, at cost, 1,179,175 and 67,670 shares, respectively	<u>(10,764,822)</u>	<u>(517,267)</u>
Total shareholders' equity	<u>281,877,143</u>	<u>264,321,390</u>
Total liabilities and shareholders' equity	<u>\$ 346,381,757</u>	<u>\$ 277,399,765</u>

The accompanying notes are an integral part of these financial statements.

Matador Resources Company and Subsidiaries
CONSOLIDATED STATEMENTS OF OPERATIONS

	For the years ended December 31,		
	2010	2009	2008
Revenues			
Oil and natural gas revenues	\$ 34,041,607	\$ 19,038,514	\$ 30,645,065
Realized gain (loss) on derivatives	5,299,380	7,625,120	(1,325,970)
Unrealized gain (loss) on derivatives	3,138,726	(2,374,638)	3,591,928
Total revenues	<u>42,479,713</u>	<u>24,288,996</u>	<u>32,911,023</u>
Expenses			
Production taxes and marketing	1,981,550	1,077,145	1,639,198
Lease operating	5,284,362	4,725,022	4,666,591
Depletion, depreciation and amortization	15,596,470	10,742,873	12,127,251
Accretion of asset retirement obligations	154,756	137,347	91,157
Full-cost ceiling impairment	–	25,243,738	22,195,127
General and administrative	9,701,850	7,115,118	8,252,319
Total expenses	<u>32,718,988</u>	<u>49,041,243</u>	<u>48,971,643</u>
Operating income (loss)	9,760,725	(24,752,247)	(16,060,620)
Other income (expense)			
Net (loss) gain on asset sales and inventory impairment	(223,690)	(379,316)	136,977,430
Interest expense	(3,235)	–	–
Interest and other income	364,338	781,072	2,984,273
Total other income	<u>137,413</u>	<u>401,756</u>	<u>139,961,703</u>
Income (loss) before income taxes	9,898,138	(24,350,491)	123,901,083
Income tax provision (benefit)			
Current	(1,410,608)	(2,324,338)	10,448,000
Deferred	4,931,783	(7,600,811)	9,575,286
Total income tax provision (benefit)	<u>3,521,175</u>	<u>(9,925,149)</u>	<u>20,023,286</u>
Net income (loss)	<u>\$ 6,376,963</u>	<u>\$ (14,425,342)</u>	<u>\$ 103,877,797</u>
Earnings (loss) per common share			
Basic			
Class A	\$ 0.15	\$ (0.37)	\$ 2.50
Class B	\$ 0.42	\$ (0.10)	\$ 2.77
Diluted			
Class A	\$ 0.15	\$ (0.37)	\$ 2.46
Class B	\$ 0.42	\$ (0.10)	\$ 2.73
Weighted average common shares outstanding			
Basic			
Class A	40,006,787	39,092,567	40,354,618
Class B	1,030,700	1,030,700	1,030,700
Total	<u>41,037,487</u>	<u>40,123,267</u>	<u>41,385,318</u>
Diluted			
Class A	40,102,927	39,092,567	41,127,339
Class B	1,030,700	1,030,700	1,030,700
Total	<u>41,133,627</u>	<u>40,123,267</u>	<u>42,158,039</u>

The accompanying notes are an integral part of these financial statements.

Matador Resources Company and Subsidiaries
CONSOLIDATED STATEMENTS OF SHAREHOLDERS' EQUITY
For the years ended December 31, 2010, 2009 and 2008

	Common stock				Additional paid-in capital	Retained earnings (deficit)	Treasury stock		Total
	Class A		Class B				Shares	Amount	
	Shares	Amount	Shares	Amount					
Balance at January 1, 2008	40,303,537	\$ 403,035	1,030,700	\$ 10,307	\$ 236,728,584	\$ (65,076,243)	(18,948)	\$ (23,155)	\$ 172,042,528
Additional cost to issue equity	-	-	-	-	(40)	-	-	-	(40)
Stock options granted	-	-	-	-	528,480	-	-	-	528,480
Stock options exercised	235,500	2,355	-	-	1,046,145	-	-	-	1,048,500
Restricted stock issued	9,000	90	-	-	(90)	-	-	-	-
Restricted stock vested	-	-	-	-	60,000	-	-	-	60,000
Class B dividends declared	-	-	-	-	-	(274,853)	-	-	(274,853)
Current period net income	-	-	-	-	-	103,877,797	-	-	103,877,797
Issuance of treasury stock	-	-	-	-	50,890	-	5,775	26,110	77,000
Purchase of treasury stock	-	-	-	-	-	-	(26,700)	(354,500)	(354,500)
Balance at December 31, 2008	40,548,037	405,480	1,030,700	10,307	238,413,969	38,526,701	(39,873)	(351,545)	277,004,912
Issuance of Class A common stock	4,974,194	49,742	-	-	28,201,626	-	-	-	28,251,368
Additional cost to issue equity	-	-	-	-	(92,549)	-	-	-	(92,549)
Repurchase and retirement of Class A common stock	(5,422,713)	(54,227)	-	-	(26,686,133)	(373,205)	-	-	(27,113,565)
Stock options granted	-	-	-	-	592,962	-	-	-	592,962
Stock options exercised	343,500	3,435	-	-	1,278,065	-	-	-	1,281,500
Restricted stock vested	-	-	-	-	33,750	-	-	-	33,750
Class B dividends declared	-	-	-	-	-	(274,853)	-	-	(274,853)
Current period net loss	-	-	-	-	-	(14,425,342)	-	-	(14,425,342)
Issuance of treasury stock	-	-	-	-	(78,178)	(692,893)	652,126	4,787,678	4,016,607
Purchase of treasury stock	-	-	-	-	-	-	(679,923)	(4,953,400)	(4,953,400)
Balance at December 31, 2009	40,443,018	404,430	1,030,700	10,307	241,663,512	22,760,408	(67,670)	(517,267)	264,321,390
Issuance of Class A common stock	1,879,427	18,794	-	-	20,632,903	-	-	-	20,651,697
Additional cost to issue equity	-	-	-	-	(531,152)	-	-	-	(531,152)
Issuance of Class A common stock to Board members and advisors	20,000	200	-	-	197,800	-	-	-	198,000
Stock options granted	-	-	-	-	414,610	-	-	-	414,610
Stock options exercised	392,375	3,924	-	-	1,974,451	-	-	-	1,978,375
Stock options modified	-	-	-	-	(1,086,271)	-	-	-	(1,086,271)
Restricted stock issued	15,000	150	-	-	(150)	-	-	-	-
Restricted stock vested	-	-	-	-	73,689	-	-	-	73,689
Class B dividends declared	-	-	-	-	-	(274,853)	-	-	(274,853)
Current period net income	-	-	-	-	-	6,376,963	-	-	6,376,963
Issuance of treasury stock	-	-	-	-	2,250	-	6,000	45,000	47,250
Purchase of treasury stock	-	-	-	-	-	-	(1,117,505)	(10,292,555)	(10,292,555)
Balance at December 31, 2010	<u>42,749,820</u>	<u>\$ 427,498</u>	<u>1,030,700</u>	<u>\$ 10,307</u>	<u>\$ 263,341,642</u>	<u>\$ 28,862,518</u>	<u>(1,179,175)</u>	<u>\$ (10,764,822)</u>	<u>\$ 281,877,143</u>

The accompanying notes are an integral part of these financial statements.

Matador Resources Company and Subsidiaries
CONSOLIDATED STATEMENTS OF CASH FLOWS

	For the years ended December 31,		
	2010	2009	2008
Operating activities			
Net income (loss)	\$ 6,376,963	\$ (14,425,342)	\$ 103,877,797
Adjustments to reconcile net income (loss) to net cash provided by operating activities			
Unrealized (gain) loss on derivatives	(3,138,726)	2,374,638	(3,591,928)
Depletion, depreciation and amortization	15,596,470	10,742,873	12,127,251
Accretion of asset retirement obligations	154,756	137,347	91,157
Full-cost ceiling impairment	–	25,243,738	22,195,127
Stock option and grant expense	824,048	622,337	605,480
Restricted stock grants	73,689	33,750	60,000
Deferred income tax provision	4,931,783	(7,600,811)	9,575,286
Loss (gain) on asset sales and inventory impairment	223,690	379,316	(136,977,430)
Changes in operating assets and liabilities			
Accounts receivable	(385,671)	408,710	(7,136,855)
Lease and well equipment inventory	(8,078)	(799,844)	(607,460)
Prepaid expenses	(546,799)	(153,206)	(416,795)
Accounts payable, accrued liabilities and other liabilities	2,487,643	(15,463,066)	26,010,659
Royalties payable	309,005	35,763	(60,100)
Advances from joint interest owners	272,843	450,000	–
State income tax payable	–	(48,000)	48,000
Other long-term liabilities	101,423	(147,155)	50,608
Net cash provided by operating activities	<u>27,273,039</u>	<u>1,791,048</u>	<u>25,850,797</u>
Investing activities			
Proceeds from sale of oil and natural gas properties	–	28,732	185,468,400
Oil and natural gas properties capital expenditures	(159,050,066)	(54,243,838)	(104,118,639)
Expenditures for other property and equipment	(1,609,882)	(306,642)	(3,011,869)
Purchases of certificates of deposit	(3,739,000)	(15,500,424)	(20,781,934)
Sales of certificates of deposit	17,065,033	20,607,012	–
Sales of short-term investments	–	–	57,925,000
Net cash (used in) provided by investing activities	<u>(147,333,915)</u>	<u>(49,415,160)</u>	<u>115,480,958</u>
Financing activities			
Borrowings under Credit Agreement	25,000,000	–	–
Proceeds from issuance of common stock, net of cost to issue equity	20,479,719	28,158,819	(40)
Proceeds from stock options exercised	1,978,375	1,281,500	1,048,500
Payment of dividends — Class B	(274,853)	(274,853)	(274,853)
Repurchase and retirement of Class A common stock	–	(27,113,565)	–
Issuance of treasury stock	–	3,987,231	–
Purchase of treasury stock	(10,292,555)	(4,953,400)	(354,500)
Net cash provided by financing activities	<u>36,890,686</u>	<u>1,085,732</u>	<u>419,107</u>
(Decrease) increase in cash and cash equivalents	\$ (83,170,190)	\$ (46,538,380)	\$ 141,750,862
Cash and cash equivalents at beginning of year	104,229,709	150,768,089	9,017,227
Cash and cash equivalents at end of year	<u>\$ 21,059,519</u>	<u>\$104,229,709</u>	<u>\$ 150,768,089</u>

Supplemental disclosures of cash flow information (Note 14)

The accompanying notes are an integral part of these financial statements.

Matador Resources Company and Subsidiaries
NOTES TO CONSOLIDATED FINANCIAL STATEMENTS
December 31, 2010, 2009 and 2008

NOTE 1 — NATURE OF OPERATIONS

Matador Resources Company (“Matador” or “Company”) is an independent energy company engaged in the exploration, development, acquisition and production of oil and natural gas resources in the United States, with a particular emphasis on oil and natural gas shale plays and other unconventional resources. Matador’s current operations are located primarily in the Haynesville shale play in north Louisiana and east Texas and the Eagle Ford shale play in south Texas; these plays are key elements of the Company’s growth strategy. In addition to these primary operating areas, Matador has significant acreage positions in southeast New Mexico and west Texas and in southwest Wyoming and adjacent areas in Utah and Idaho where the Company continues to identify new oil and natural gas prospects.

Matador was founded on July 3, 2003 as a Texas corporation. Two equity investors contributed \$6,000,000 for 900,000 shares of Matador Class B common stock on July 31, 2003, providing the Company’s initial capitalization. At December 31, 2010, Matador has issued 42,749,820 shares of Class A common stock and 1,030,700 shares of Class B common stock to qualified investors, which has resulted in net proceeds of \$261,233,910. Matador holds the primary assets of the Company while its wholly owned subsidiary, Matador Production Company, serves as the operating entity.

In February 2006, the Company formed a wholly owned subsidiary, Longwood Gathering and Disposal Systems GP, Inc., for the business purpose of serving as the general partner of Longwood Gathering and Disposal Systems, LP. Longwood Gathering and Disposal Systems, LP was formed for the business purpose of owning and operating a majority of the pipeline systems and salt water disposal wells used in the Company’s operations, as well as to transport third-party natural gas.

In October 2006, the Company formed a wholly owned subsidiary, MRC Permian Company, via a merger, for the business purpose of establishing and conducting oil and natural gas exploration and development activities in southeast New Mexico.

In January 2009, the Company formed a wholly owned subsidiary, MRC Rockies Company, for the business purpose of establishing and conducting oil and natural gas exploration and development activities in the Rocky Mountains and specifically in the states of Wyoming, Utah and Idaho.

On November 22, 2010, Matador Resources Company formed a wholly-owned subsidiary, Matador Holdco, Inc. Pursuant to the terms of the corporate reorganization that was completed on August 9, 2011, Matador Resources Company changed its corporate name to MRC Energy Company and Matador Holdco, Inc. changed its corporate name to Matador Resources Company. As a part of this reorganization, MRC Energy Company became a wholly owned subsidiary of Matador Resources Company.

NOTE 2 — SUMMARY OF SIGNIFICANT ACCOUNTING POLICIES

Basis of Presentation

The consolidated financial statements include the accounts of Matador Resources Company and its four wholly owned subsidiaries, Matador Production Company, Longwood Gathering and Disposal Systems

Matador Resources Company and Subsidiaries
NOTES TO CONSOLIDATED FINANCIAL STATEMENTS — CONTINUED
December 31, 2010, 2009 and 2008

NOTE 2 — SUMMARY OF SIGNIFICANT ACCOUNTING POLICIES — Continued

GP, Inc., MRC Permian Company and MRC Rockies Company, as well as the accounts of Longwood Gathering and Disposal Systems, LP. These consolidated financial statements have been prepared in accordance with generally accepted accounting principles in the United States of America (“U.S. GAAP”). The Company’s operations are conducted in the one segment generally referred to as the oil and natural gas exploration and production industry. All significant intercompany balances and transactions have been eliminated in consolidation.

Use of Estimates

The preparation of financial statements in conformity with U.S. GAAP requires management to make estimates and assumptions that affect the amounts reported in the financial statements and accompanying notes. These estimates and assumptions may also affect disclosure of contingent assets and liabilities at the date of the financial statements and the reported amounts of revenues and expenses during the reporting period. While the Company believes its estimates are reasonable, changes in facts and assumptions or the discovery of new information may result in revised estimates. Actual results could differ from these estimates.

The Company’s consolidated financial statements are based on a number of significant estimates, including oil and natural gas revenues, accrued assets and liabilities, stock-based compensation, valuation of derivative instruments and oil and natural gas reserves. The estimates of oil and natural gas reserves quantities and future net cash flows are the basis for the calculations of depletion and impairment of oil and natural gas properties, as well as estimates of asset retirement obligations and certain tax accruals. The Company’s oil and natural gas reserves estimates, which are inherently imprecise and based upon many factors that are beyond the Company’s control, including oil and natural gas prices, are prepared by the Company’s engineering staff in accordance with guidelines established by the Securities and Exchange Commission (“SEC”) and then audited for their reasonableness and conformance with SEC guidelines and generally accepted petroleum engineering and evaluation principles by independent outside petroleum engineers.

Cash and Cash Equivalents

The Company considers all highly liquid investments with an original maturity of thirty (30) days or less as cash equivalents, and cash equivalents are recorded at market. Except for small cash balances held in the Company’s operating accounts to conduct its ongoing business, the remainder of the Company’s cash equivalents at December 31, 2010 and 2009 was held in money market accounts composed of United States Treasury securities offering daily liquidity.

Certificates of Deposit

Certificates of deposit (“CDs”) are highly liquid, short-term investments with an original maturity of more than 30 days but not more than one year. Each CD is recorded at market and is fully insured by the Federal Deposit Insurance Corporation.

Matador Resources Company and Subsidiaries
NOTES TO CONSOLIDATED FINANCIAL STATEMENTS — CONTINUED
December 31, 2010, 2009 and 2008

NOTE 2 — SUMMARY OF SIGNIFICANT ACCOUNTING POLICIES — Continued

Accounts Receivable

The Company sells its operated oil and natural gas production to various purchasers (see Note 13). Due to the nature of the markets for oil and natural gas, the Company does not believe that the loss of any one purchaser would significantly impact operations. In addition, the Company may participate with industry partners in the drilling, completion and operation of oil and natural gas wells. Substantially all of the Company's accounts receivable are due from either purchasers of oil and natural gas or participants in oil and natural gas wells for which the Company serves as the operator. Accounts receivable are due within 30 to 45 days of the production or billing date and are stated at amounts due from purchasers and industry partners.

The Company reviews its need for an allowance for doubtful accounts on a periodic basis, and determines the allowance, if any, by considering the length of time past due, previous loss history, future net revenues of the debtor's ownership interest in oil and natural gas properties operated by the Company and the debtor's ability to pay its obligations, among other things. The Company has no allowance for doubtful accounts related to its accounts receivable for any reporting period presented.

During 2008, the Company wrote off a portion of its oil sales receivable totaling \$223,770 from certain non-operated properties in Lea County, New Mexico as a result of SemCrude, L.P. and several of its subsidiaries and related entities filing for a Petition of Relief under Chapter 11 of the United States Bankruptcy Code in the United States Bankruptcy Court for the District of Delaware. The operators of these properties filed claims in the bankruptcy proceeding on behalf of their operating partners (including Matador), and in 2010, the Company received a partial recovery of \$124,635 resulting from these claims. The Company did not write off any receivables in 2010 or 2009. When necessary, the Company accounts for a write off by recording the loss as an offset against accounts receivable once the specific account has been determined to be uncollectible.

Lease and Well Equipment Inventory

Lease and well equipment inventory is stated at the lower of cost or market and consists entirely of equipment scheduled for use in future well operations or equipment held for sale.

Property and Equipment

The Company uses the full-cost method of accounting for its investments in oil and natural gas properties. Under this method of accounting, all costs associated with the acquisition, exploration and development of oil and natural gas properties and reserves, including unproved and unevaluated property costs, are capitalized as incurred and accumulated in a single cost center representing the Company's activities, which are undertaken exclusively in the United States. Such costs include lease acquisition costs, geological and geophysical expenditures, lease rentals on undeveloped properties, costs of drilling both productive and non-productive wells, capitalized interest on qualifying projects and general and administrative expenses directly related to exploration, and development activities, but do not include any costs related to production, selling or general corporate administrative activities. The Company capitalized \$1,604,682, \$1,642,868 and \$1,679,992 of its general and administrative costs in 2010, 2009 and 2008, respectively.

Matador Resources Company and Subsidiaries
NOTES TO CONSOLIDATED FINANCIAL STATEMENTS — CONTINUED
December 31, 2010, 2009 and 2008

NOTE 2 — SUMMARY OF SIGNIFICANT ACCOUNTING POLICIES — Continued

The net capitalized costs of oil and natural gas properties are limited to the lower of unamortized costs less related deferred income taxes or the cost center ceiling, with any excess above the cost center ceiling charged to operations as a full-cost ceiling impairment. The cost center ceiling is defined as the sum of (a) the present value discounted at 10 percent of future net revenues of proved oil and natural gas reserves, plus (b) unproved and unevaluated property costs not being amortized, plus (c) the lower of cost or estimated fair value of unproved and unevaluated properties included in the costs being amortized, if any, less (d) income tax effects related to differences between the book and tax basis of the properties involved. Future net revenues from proved non-producing and proved undeveloped reserves are reduced by the estimated costs for developing these reserves. The fair value of the Company's derivative instruments is not included in the ceiling test computation as the Company does not designate these instruments as hedge instruments for accounting purposes.

The estimated present value of after-tax future net cash flows from proved oil and natural gas reserves is highly dependent on the commodity prices used in these estimates. These estimates are determined in accordance with guidelines established by the SEC for estimating and reporting oil and natural gas reserves. Under these guidelines, oil and natural gas reserves are estimated using then-current operating and economic conditions, with no provision for price and cost escalations in future periods except by contractual arrangements. In January 2009, the SEC issued *The Modernization of Oil and Gas Reporting, Final Rule* and in January 2010, the Financial Accounting Standards Board ("FASB") amended *Topic 932, Extractive Activities — Oil and Gas* to align with this rule. As a result, beginning December 31, 2009, the commodity prices used to estimate oil and natural gas reserves are based on unweighted, arithmetic averages of first-day-of-the-month oil and natural gas prices for the previous 12-month period. For the period January through December 2010, these average oil and natural gas prices were \$75.96 per barrel and \$4.376 per MMBtu (million British thermal units), respectively. For the period January through December 2009, these average oil and natural gas prices were \$57.65 per barrel and \$3.866 per MMBtu, respectively. In estimating the present value of after-tax future net cash flows from proved oil and natural gas reserves, the average oil prices were further adjusted by property for quality, transportation fees and regional price differentials, and the average natural gas prices were further adjusted by property for energy content, transportation fees and regional price differentials.

Using the average commodity prices, as further adjusted, for 2010 to determine the Company's estimated proved oil and natural gas reserves at December 31, 2010, the Company's net capitalized costs less related deferred income taxes did not exceed the full-cost ceiling. As a result, the Company recorded no impairment to its net capitalized costs and no corresponding charge to its consolidated statement of operations for 2010. Changes in oil and natural gas production rates, reserves estimates, future development costs, and other factors will determine the Company's actual ceiling test computation and impairment analyses in future periods.

Using the average commodity prices, as further adjusted, for 2009 to determine the Company's estimated proved oil and natural gas reserves at December 31, 2009, the Company's net capitalized costs less related deferred income taxes exceeded the full-cost ceiling by \$16,267,822. The Company recorded an impairment charge of \$25,243,738 to its net capitalized costs and a deferred income tax credit of \$8,975,916

Matador Resources Company and Subsidiaries
NOTES TO CONSOLIDATED FINANCIAL STATEMENTS — CONTINUED
December 31, 2010, 2009 and 2008

NOTE 2 — SUMMARY OF SIGNIFICANT ACCOUNTING POLICIES — Continued

related to the full-cost ceiling limitation for 2009. Corresponding charges were also recorded to the Company's consolidated statement of operations for 2009.

Prior to 2009, SEC guidelines for estimating and reporting oil and natural gas reserves required using commodity prices at the last day of the year. For 2008, these year-end oil and natural gas prices were \$41.00 per barrel and \$5.71 per MMBtu, respectively. The average oil price was further adjusted by property for quality, transportation fees and regional price differentials, and the average natural gas price was further adjusted by property for energy content, transportation fees and regional price differentials. Using these commodity prices, as further adjusted, for 2008 to determine the Company's estimated proved oil and natural gas reserves at December 31, 2008, the Company's net capitalized costs less related deferred income taxes exceeded the full-cost ceiling by \$14,303,206. The Company recorded an impairment charge of \$22,195,127 to its net capitalized costs and a deferred income tax credit of \$7,891,921 related to the full-cost ceiling limitation for 2008. Corresponding charges were also recorded to the Company's consolidated statement of operations for 2008.

As a non-cash item, the full-cost ceiling impairment impacts the accumulated depletion and the net carrying value of the Company's assets on its balance sheet, as well as the corresponding shareholders' equity, but it has no impact on the Company's net cash flows as reported.

Capitalized costs of oil and natural gas properties are amortized using the unit-of-production method based upon production and estimates of proved reserves quantities. Unproved and unevaluated property costs are excluded from the amortization base used to determine depletion. Unproved and unevaluated properties are assessed for possible impairment on a periodic basis based upon changes in operating or economic conditions. This assessment includes consideration of the following factors, among others: the assignment of proved reserves, geological and geophysical evaluations, intent to drill, remaining lease term, and drilling activity and results. Upon impairment, the costs of the unproved and unevaluated properties are immediately included in the amortization base. Exploratory dry holes are included in the amortization base immediately upon determination that the well is not productive.

Sales of oil and natural gas properties are accounted for as adjustments to net capitalized costs with no gain or loss recognized, unless such adjustments would significantly alter the relationship between net capitalized costs and proved reserves of oil and natural gas. All costs related to production activities and maintenance and repairs are expensed as incurred. Significant workovers that increase the properties' reserves are capitalized.

Other property and equipment are stated at cost. Computer equipment, furniture, software and other equipment are depreciated over their useful life (5 to 7 years) using the straight-line method. Support equipment and facilities include the pipelines and salt water disposal systems owned by Longwood Gathering and Disposal Systems, LP and are depreciated over a 30-year useful life using the straight-line, mid-month convention method. Leasehold improvements are depreciated over the lesser of their useful life or the term of the lease.

Matador Resources Company and Subsidiaries
NOTES TO CONSOLIDATED FINANCIAL STATEMENTS — CONTINUED
December 31, 2010, 2009 and 2008

NOTE 2 — SUMMARY OF SIGNIFICANT ACCOUNTING POLICIES — Continued

Asset Retirement Obligations

The Company recognizes the fair value of an asset retirement obligation in the period in which it is incurred if a reasonable estimate of fair value can be made. The asset retirement obligation is recorded as a liability at its estimated present value, with an offsetting increase recognized in oil and natural gas properties or support equipment and facilities on the balance sheet. Periodic accretion of the discounted value of the estimated liability is recorded as an expense in the consolidated statement of operations. In general, the Company's future asset retirement obligations relate to future costs associated with plugging and abandonment of its oil and natural gas wells, removal of equipment and facilities from leased acreage and returning such land to its original condition. The amounts recognized are based on numerous estimates and assumptions, including future retirement costs, future recoverable quantities of oil and natural gas, future inflation rates and the credit-adjusted risk-free interest rate. Revisions to the liability can occur due to changes in its estimate or if federal or state regulators enact new plugging and abandonment requirements. At the time of actual plugging and abandonment of its oil and natural gas wells, the Company includes any gain or loss associated with the operation in the amortization base to the extent that the actual costs are different from the estimated liability.

Derivative Financial Instruments

From time to time, the Company uses derivative financial instruments to hedge its exposure to commodity price risk associated with natural gas prices. These instruments consist of put and call options in the form of costless collars. The Company's derivative financial instruments are recorded on the balance sheet as either an asset or a liability measured at fair value. The Company has elected not to apply hedge accounting for its existing derivative financial instruments, and as a result, the Company recognizes the change in derivative fair value between reporting periods currently in its consolidated statement of operations (see Note 10). The fair value of the Company's derivative financial instruments is determined based on its counterparty's valuation model, which the Company verifies for its reasonableness with an independent third-party valuation using observable, market-corroborated inputs.

Revenue Recognition

The Company follows the sales method of accounting for its oil and natural gas revenue, whereby it recognizes revenue, net of royalties, on all oil or natural gas sold to purchasers regardless of whether the sales are proportionate to its ownership in the property. Under this method, revenue is recognized at the time oil and natural gas are produced and sold, and the Company accrues for revenue earned but not yet received.

Stock-Based Compensation

Non-qualified stock option expense is recognized in the Company's consolidated statement of operations on the date of grant. Incentive stock options vest over four years, and the associated compensation expense is recognized on a straight-line basis over the vesting period. Prior to November 22, 2010, all of the Company's outstanding stock options were classified as equity instruments, with all stock-based compensation expense measured on the date of grant and recognized over the vesting period, if any.

Matador Resources Company and Subsidiaries
NOTES TO CONSOLIDATED FINANCIAL STATEMENTS — CONTINUED
December 31, 2010, 2009 and 2008

NOTE 2 — SUMMARY OF SIGNIFICANT ACCOUNTING POLICIES — Continued

On November 22, 2010, the Company changed its method of accounting for outstanding stock options, reclassifying all outstanding stock options from equity to liability instruments. This change was made as a result of the Company purchasing shares from certain of its employees to assist them in the exercise of outstanding options of the Company's Class A common stock. As a result, at December 31, 2010, the Company measured and recognized the fair value of the liability associated with its outstanding stock options using an estimated fair value for the Company's Class A common stock.

The Company's consolidated statements of operations for the years ended December 31, 2010, 2009 and 2008 include a stock-based compensation (non-cash) expense of \$897,737, \$656,087 and \$665,480, respectively. This stock-based compensation expense includes common stock and treasury stock issuances totaling \$245,250, \$29,375 and \$77,000 in 2010, 2009 and 2008, respectively, paid to members of the Board of Directors and advisors as compensation for their services to the Company.

Income Taxes

The Company accounts for income taxes using the asset and liability approach for financial accounting and reporting. The Company evaluates the probability of realizing the future benefits of its deferred tax assets and provides a valuation allowance for the portion of any deferred tax assets where the likelihood of realizing an income tax benefit in the future does not meet the more likely than not criteria for recognition.

At January 1, 2008, the Company adopted the accounting guidance related to accounting for uncertainty in income taxes which provides for the financial statement benefit of a tax position as being recognized only after determining that the relevant tax authority would more likely than not sustain the position following an audit. For tax positions meeting the more-likely-than-not threshold, the amount recognized in the financial statements is the benefit that has a greater than 50 percent likelihood of being realized upon ultimate settlement with the relevant tax authority. Following adoption, the Company evaluated all tax positions for which the statute of limitations remained open, and management believes that the material positions taken by the Company would more likely than not be sustained by examination. Therefore, at December 31, 2010, the Company had not established any reserves for, nor recorded any unrecognized tax benefits related to, uncertain tax positions.

When necessary, the Company would include interest assessed by taxing authorities in "Interest expense" and penalties related to income taxes in "Other expense" on its consolidated statements of operations. At December 31, 2010, 2009 and 2008, the Company did not record any interest or penalties related to income tax.

Earnings Per Common Share

The Company reports basic earnings per common share, which excludes the effect of potentially dilutive securities, and diluted earnings per common shares, which includes the effect of all potentially dilutive securities, unless their impact is anti-dilutive. The Company has issued two classes of common stock, Class A and Class B. The holders of the Class B shares are entitled to be paid cumulative dividends at a per share rate of \$0.26-2/3 annually out of funds legally available for the payment of dividends. These

Matador Resources Company and Subsidiaries
NOTES TO CONSOLIDATED FINANCIAL STATEMENTS — CONTINUED
December 31, 2010, 2009 and 2008

NOTE 2 — SUMMARY OF SIGNIFICANT ACCOUNTING POLICIES — Continued

dividends are accrued and paid quarterly. Dividends declared during 2010, 2009 and 2008 totaled \$274,853 in each year. The holders of the Class B shares are also entitled to share on an equivalent basis in any dividends paid to holders of the Class A shares when and as declared by the Board of Directors. At December 31, 2010, the Company had not paid any dividends to holders of the Class A shares.

The following are reconciliations of the numerators and denominators used to compute the Company's basic and diluted distributed and undistributed earnings per common share as reported for the years ended December 31, 2010, 2009 and 2008.

	Year ended December 31,		
	2010	2009	2008
Net income (loss) — numerator			
Net income (loss)	\$ 6,376,963	\$ (14,425,342)	\$ 103,877,797
Less dividends to Class B shareholders — distributed earnings	(274,853)	(274,853)	(274,853)
Undistributed earnings	<u>\$ 6,102,110</u>	<u>\$ (14,700,195)</u>	<u>\$ 103,602,944</u>
Weighted average common shares outstanding — denominator			
Basic			
Class A	40,006,787	39,092,567	40,354,618
Class B	1,030,700	1,030,700	1,030,700
Total	<u>41,037,487</u>	<u>40,123,267</u>	<u>41,385,318</u>
Diluted			
Class A			
Weighted average common shares outstanding for basic earnings per share	40,006,787	39,092,567	40,354,618
Dilutive effect of options	96,140	—	772,721
Class A weighted average common shares outstanding — diluted	41,102,927	39,092,567	41,127,339
Class B			
Weighted average common shares outstanding — no associated dilutive shares	1,030,700	1,030,700	1,030,700
Total diluted weighted average common shares outstanding	<u>41,133,627</u>	<u>40,123,267</u>	<u>42,158,039</u>

Matador Resources Company and Subsidiaries
NOTES TO CONSOLIDATED FINANCIAL STATEMENTS — CONTINUED
December 31, 2010, 2009 and 2008

NOTE 2 — SUMMARY OF SIGNIFICANT ACCOUNTING POLICIES — Continued

	<u>Year ended December 31,</u>		
	<u>2010</u>	<u>2009</u>	<u>2008</u>
Earnings (loss) per common share			
Basic			
Class A			
Distributed earnings	\$ —	\$ —	\$ —
Undistributed earnings (loss)	\$ 0.15	\$ (0.37)	\$ 2.50
Total	<u>\$ 0.15</u>	<u>\$ (0.37)</u>	<u>\$ 2.50</u>
Class B			
Distributed earnings	\$ 0.27	\$ 0.27	\$ 0.27
Undistributed earnings (loss)	\$ 0.15	\$ (0.37)	\$ 2.50
Total	<u>\$ 0.42</u>	<u>\$ (0.10)</u>	<u>\$ 2.77</u>
Diluted			
Class A			
Distributed earnings	\$ —	\$ —	\$ —
Undistributed earnings (loss)	\$ 0.15	\$ (0.37)	\$ 2.46
Total	<u>\$ 0.15</u>	<u>\$ (0.37)</u>	<u>\$ 2.46</u>
Class B			
Distributed earnings	\$ 0.27	\$ 0.27	\$ 0.27
Undistributed earnings (loss)	\$ 0.15	\$ (0.37)	\$ 2.46
Total	<u>\$ 0.42</u>	<u>\$ (0.10)</u>	<u>\$ 2.73</u>

A total of 1,551,750 options to purchase shares of the Company's Class A common stock was excluded from the calculations above for the year ended December 31, 2009, because their effects were anti-dilutive.

Fair Value Measurements

The Company measures and reports certain assets and liabilities on a fair value basis. Fair value is the price that would be received to sell an asset or paid to transfer a liability in an orderly transaction between market participants at the measurement date (exit price). The Company follows FASB guidance establishing a fair value hierarchy that prioritizes the inputs to valuation methods used to measure fair value.

The carrying amounts reported on the balance sheet for cash and cash equivalents, certificates of deposit, accounts receivable, prepaid expenses, accounts payable, accrued liabilities, royalties payable, advances from joint interest owners, dividends payable and other liabilities approximate their fair values, due to the short-term maturity of these instruments.

At December 31, 2010, the carrying value of \$25,000,000 for the Company's borrowings under its \$150,000,000 senior secured revolving credit agreement ("Credit Agreement") on the consolidated balance

Matador Resources Company and Subsidiaries
NOTES TO CONSOLIDATED FINANCIAL STATEMENTS — CONTINUED
December 31, 2010, 2009 and 2008

NOTE 2 — SUMMARY OF SIGNIFICANT ACCOUNTING POLICIES — Continued

sheet is approximately fair value as it is subject to short-term floating interest rates that approximate the rates available to the Company at the time.

Credit Risk

The Company uses derivative financial instruments to hedge its exposure to natural gas price volatility. These transactions expose the Company to potential credit risk from its single counterparty. Accounts receivable constitute the principal component of additional credit risk to which the Company may be exposed. The Company believes that any credit risk posed is insignificant and is offset by the credit worthiness of its customer base and industry partners.

Risks and Uncertainties

As an oil and natural gas exploration and production company focused on finding and developing its own prospects and reserves, the Company's success is highly dependent on the results of its exploration program. Exploration activities involve numerous risks, including the risk that no commercially productive oil or natural gas reserves will be discovered. In addition, there are uncertainties as to the future costs or timing of drilling, completing and producing wells. Poor results from the Company's exploration activities could limit the Company's ability to replace and grow reserves and materially and adversely affect the Company's financial position, results of operations and cash flows.

The Company does not operate properties constituting a significant portion of its oil and natural gas reserves. As a result of the Company's sale of certain assets to Chesapeake Louisiana, L.P. ("Chesapeake") in 2008, the Company does not operate its most significant natural gas asset, that being the deep rights to explore for and develop the Haynesville shale formation (underlying its existing Cotton Valley production) on the Company's Elm Grove/Caspiana leasehold in north Louisiana. Although the Company has reserved the right to participate for a proportionately reduced 25% working interest in all wells that Chesapeake drills or participates in to develop the Haynesville formation on this acreage, and although the Company has the right to propose the drilling of Haynesville wells on these properties, the Company may have limited influence on when, how and at what pace these properties are developed. This could impact the Company's ability to replace and grow reserves and materially and adversely affect the Company's financial position, results of operations and cash flows. In addition, in 2009 and 2010, the Company acquired other non-operated acreage positions in north Louisiana that it believes to be prospective for the Haynesville shale. The Company has, or will have, small, non-operated working interests in the Haynesville units including these properties, and as a result, the Company will have limited influence on when, how and at what pace these properties are developed.

Estimating oil and natural gas reserves is complex and is not exact because of the numerous uncertainties inherent in the process. The process relies on interpretations of available geological, geophysical, petrophysical, engineering and production data. The extent, quality and reliability of both the data and the associated interpretations of that data can vary. The process also requires certain economic assumptions, including, but not limited to, oil and natural gas prices, drilling and operating expenses, capital

Matador Resources Company and Subsidiaries
NOTES TO CONSOLIDATED FINANCIAL STATEMENTS — CONTINUED
December 31, 2010, 2009 and 2008

NOTE 2 — SUMMARY OF SIGNIFICANT ACCOUNTING POLICIES — Continued

expenditures and taxes. Actual future production, oil and natural gas prices, revenues, taxes, development expenditures, operating expenses and quantities of recoverable oil and natural gas most likely will vary from the Company's estimates. Any significant variance could materially and adversely affect the Company's future reserves estimates, financial position, results of operations and cash flows.

Historically, the market for oil and natural gas has experienced significant price fluctuations, and this has been particularly evident in recent years. Oil and natural gas prices are impacted by supply and demand, both domestic and international, seasonal variations caused by changing weather conditions, political conditions, governmental regulations, the availability, proximity and capacity of gathering systems for natural gas and numerous other factors. Increases or decreases in prices received could have a significant and material impact on the Company's future reserves estimates, financial position, results of operations and cash flows.

To mitigate its exposure to fluctuations in natural gas prices, the Company, from time to time, enters into hedging arrangements, typically using put and call options in the form of "costless collars," with respect to a portion of its natural gas production. Decisions as to whether and at what production volumes to hedge are difficult and depend on market conditions and the Company's forecast of future production and commodity prices, and the Company may not always employ the optimal hedging strategy. The Company currently has no hedging contracts in place with regard to any of its oil production and no hedging contracts in place beyond 2011 with regard to any of its natural gas production.

The federal, state and local governments in the areas in which the Company operates or has assets impose taxes on the oil and gas products sold, and sales and use taxes are charged on significant portions of the Company's drilling, completion and operating costs. Historically, there has been a significant amount of discussion by legislators and presidential administrations concerning a variety of energy tax proposals. U.S. President Obama has proposed sweeping changes in federal laws on the income taxation of oil and gas exploration and production companies. President Obama has proposed to eliminate allowing U.S. oil and gas companies to deduct intangible well costs as incurred and percentage depletion, among other proposals. Many states have raised state taxes on energy sources, and additional increases may occur. Changes to tax laws could materially and adversely affect the Company's future financial position, results of operations and cash flows.

Recent Accounting Pronouncements

Subsequent Events. The Company incorporates the accounting and disclosure requirements for subsequent events in its financial statements. In accordance with U.S. GAAP, new terminology was introduced recently which defines the date through which management must evaluate subsequent events and lists the circumstances under which an entity must recognize and disclose events or transactions occurring after the balance sheet date. The Company adopted this guidance at December 31, 2009.

Oil and Natural Gas Reserves Reporting Requirements. In January 2009, the SEC issued *The Modernization of Oil and Gas Reporting, Final Rule*. In January 2010, the FASB amended *Topic 932, Extractive Activities — Oil and Gas* to align with this rule. The changes are designed to modernize and

Matador Resources Company and Subsidiaries
NOTES TO CONSOLIDATED FINANCIAL STATEMENTS — CONTINUED
December 31, 2010, 2009 and 2008

NOTE 2 — SUMMARY OF SIGNIFICANT ACCOUNTING POLICIES — Continued

update the oil and gas disclosure requirements to align them with current practices and changes in technology. The new rules made a number of important changes including the following: (i) expanded the definition of oil and gas producing activities to include the extraction of saleable hydrocarbons from oil sands, shale, coalbeds, or other nonrenewable natural resources, (ii) amended the required price for estimating economic quantities for year-end reserves reporting to be the unweighted, arithmetic average of the first-day-of-the-month price for each month within the previous 12-month period, rather than the year-end price, and (iii) permitted proved reserves to be claimed beyond those development spacing areas that are immediately adjacent to developed spacing areas if it can be established with reasonable certainty that these reserves are economically producible. At December 31, 2009, the Company adopted the provisions of the new rule, and the Company has applied this new guidance for the reserves estimates at December 31, 2010 and 2009 included herein.

Derivative Financial Instruments. At December 31, 2008, the Company adopted new guidance to provide qualitative disclosures about its objectives and strategies for using derivative financial instruments and to provide a tabular presentation of quantitative information for derivatives designated as hedges, hedged items and other derivatives. This new guidance was effective for annual periods beginning after November 15, 2008. As its only requirement is to enhance disclosures, the new guidance had no material impact on the Company's consolidated financial statements.

Fair Value. In May 2011, the FASB issued Accounting Standards Update ("ASU") 2011-04, *Amendments to Achieve Common Fair Value Measurement and Disclosure Requirements in U.S. GAAP and IFRS* ("ASU 2011-04"). ASU 2011-04 amends Accounting Standards Codification ("ASC") 820, *Fair Value Measurements* ("ASC 820"), providing a consistent definition and measurement of fair value, as well as similar disclosure requirements between U.S. GAAP and International Financial Reporting Standards. ASU 2011-04 changes certain fair value measurement principles, clarifies the application of existing fair value measurements and expands the ASC 820 disclosure requirements, particularly for Level 3 fair value measurements. The adoption of ASU 2011-04 is not expected to have a material effect on the Company's consolidated financial statements, but may require certain additional disclosures. The amendments in ASU 2011-04 are to be applied prospectively. For public entities, the amendments are effective during interim and annual periods beginning after December 15, 2011.

In January 2010, the FASB issued authoritative guidance to update certain disclosure requirements and added two new disclosure requirements to fair value measurements. The guidance requires a gross presentation of activities within the Level 3 roll forward and adds a new requirement to disclose details of significant transfers in and out of Level 1 and 2 measurements and the reasons for the transfers. The new disclosures are required for all companies that are required to provide disclosures about recurring and non-recurring fair value measurements and are effective for the first interim or annual reporting period beginning after December 15, 2009, except for the gross presentation of Level 3 roll forward information, which is required for annual reporting periods beginning after December 15, 2010 and for interim reporting periods within those years. The Company adopted the first portion of this guidance beginning January 1, 2010. The Company does not expect the adoption of this new guidance to have a significant impact on the Company's financial position, results of operations or cash flows.

Matador Resources Company and Subsidiaries
NOTES TO CONSOLIDATED FINANCIAL STATEMENTS — CONTINUED
December 31, 2010, 2009 and 2008

NOTE 2 — SUMMARY OF SIGNIFICANT ACCOUNTING POLICIES — Continued

In September 2006, the FASB issued authoritative guidance for using fair value to measure assets and liabilities. The guidance applies whenever other standards require or permit assets or liabilities to be measured at fair value, but it did not expand the use of fair value in any new circumstances. In February 2009, the FASB delayed the effective date by one year for non-financial assets and liabilities. The Company adopted this guidance effective January 1, 2008 and delayed guidance relating to non-financial assets and liabilities until January 1, 2009. The adoption of this guidance did not have a significant impact on the Company's financial position, results of operations or cash flows.

In February 2007, the Company adopted the accounting guidance permitting entities to choose to measure certain financial instruments and other items at fair value. The objective is to improve financial reporting by providing entities with the opportunity to mitigate volatility in reported earnings caused by measuring related assets and liabilities differently without having to apply complex hedge accounting provisions. Unrealized gains and losses on any items for which the fair value measurement option is elected are to be reported in the consolidated statement of operations. The Company adopted this guidance at January 1, 2008. The Company elected not to measure any eligible items using the fair value option in accordance with this guidance, and therefore, it did not have an impact on the Company's financial position, results of operations or cash flows.

Matador Resources Company and Subsidiaries
NOTES TO CONSOLIDATED FINANCIAL STATEMENTS — CONTINUED
December 31, 2010, 2009 and 2008

NOTE 3 — PROPERTY AND EQUIPMENT

The following table presents a summary of the Company's property and equipment balances at December 31, 2010 and 2009.

	December 31,	
	2010	2009
Oil and natural gas properties		
Evaluated (subject to amortization)	\$ 255,408,993	\$ 192,249,326
Unproved and unevaluated (not subject to amortization)		
Incurred in 2010	121,950,288	-
Incurred in 2009	14,267,810	21,835,909
Incurred in 2008	26,155,365	26,526,395
Incurred in 2007 and prior	10,077,986	11,452,242
Total unproved and unevaluated	172,451,449	59,814,546
Total oil and natural gas properties	427,860,442	252,063,872
Accumulated depletion	(134,700,857)	(119,643,416)
Net oil and natural gas properties	293,159,585	132,420,456
Other property and equipment		
Computer equipment	685,493	601,289
Furniture	416,095	407,723
Software	1,000,558	953,596
Other equipment	111,450	90,671
Leasehold improvements	65,899	65,899
Support equipment and facilities	11,755,515	10,355,037
Total other property and equipment	14,035,010	12,474,215
Accumulated depreciation	(3,314,129)	(2,816,541)
Net other property and equipment	10,720,881	9,657,674
Net property and equipment	\$ 303,880,466	\$ 142,078,130

The following table provides a breakdown of the Company's unproved and unevaluated property costs not subject to amortization at December 31, 2010 and the year in which these costs were incurred.

Description	2010	2009	2008	2007 and prior	Total
Costs incurred for					
Property acquisition	\$ 86,043,632	\$ 14,267,810	\$ 26,155,365	\$ 10,077,986	\$ 136,544,793
Exploration wells	35,906,656	-	-	-	35,906,656
Development wells	-	-	-	-	-
Capitalized interest	-	-	-	-	-
Total	<u>\$ 121,950,288</u>	<u>\$ 14,267,810</u>	<u>\$ 26,155,365</u>	<u>\$ 10,077,986</u>	<u>\$ 172,451,449</u>

Matador Resources Company and Subsidiaries
NOTES TO CONSOLIDATED FINANCIAL STATEMENTS — CONTINUED
December 31, 2010, 2009 and 2008

NOTE 3 — PROPERTY AND EQUIPMENT — Continued

Property acquisition costs primarily include leasehold costs paid to secure oil and gas mineral leases, but may also include broker and legal expenses, geological and geophysical expenses and capitalized internal costs associated with defining oil and natural gas prospects on these properties. Property acquisition costs are transferred into the amortization base on an ongoing basis as these properties are evaluated and proved reserves are established or impairment is determined. Unproved and undeveloped properties are assessed for possible impairment on a periodic basis based upon changes in operating or economic conditions.

Property acquisition costs incurred in 2010 were primarily related to the Company's leasing activities in the Eagle Ford shale play in south Texas and the Haynesville shale play in north Louisiana. At December 31, 2010, the Company had only just begun drilling wells on its Eagle Ford shale acreage. Portions of these costs will be transferred to the amortization base periodically as the Company drills wells and assigns proved reserves to these properties or determines that certain portions of this acreage, if any, cannot be assigned proved reserves. The same is true for the Haynesville acreage acquired in 2010, although some portions of the Company's Haynesville acreage acquired in 2010 have already been assigned proved reserves and the corresponding leasehold acquisition costs have been transferred to the amortization base. The Company estimates that evaluation of most of these properties and the inclusion of their costs in the amortization base is expected to be completed within five years.

The 2009 and 2008 property acquisition costs were related primarily to the Company's leasing activities in the Haynesville shale play. These costs are associated with acreage for which proved reserves have yet to be assigned. The Company estimates that evaluation of most of these properties and the inclusion of their costs in the amortization base is expected to be completed within three to five years. Property acquisition costs incurred in 2007 and prior years were related primarily to the Company's leasing activities in southwest Wyoming, northeast Utah and southeast Idaho. The majority of the leases acquired in these areas have primary expiration terms of five to ten years and do not begin to expire until various times in 2012. At December 31, 2010, the Company was preparing to drill its first exploration well on this acreage in southwest Wyoming. The Company estimates that evaluation of most of these properties and the inclusion of their costs in the amortization base is expected to be completed within two to five years.

Costs excluded from amortization also include those costs associated with exploration and development wells in progress or awaiting completion at year-end. These costs are transferred into the amortization base on an ongoing basis, as these wells are completed and proved reserves are established or confirmed. These costs totaled \$35,906,656 at December 31, 2010 and were all associated with exploration wells. The Company anticipates that the entire \$35,906,656 associated with these wells in progress at December 31, 2010 will be transferred to the amortization base during 2011. At December 31, 2010, there were no well costs excluded from amortization that were incurred in years prior to 2010.

Matador Resources Company and Subsidiaries
NOTES TO CONSOLIDATED FINANCIAL STATEMENTS — CONTINUED
December 31, 2010, 2009 and 2008

NOTE 4 — ASSET RETIREMENT OBLIGATIONS

The following table summarizes the changes in the Company's asset retirement obligations for the years ended December 31, 2010 and 2009.

	Year ended December 31,	
	2010	2009
Beginning asset retirement obligations	\$ 2,551,637	\$ 1,763,299
Liabilities incurred during period	847,845	199,556
Revisions in estimated cash flows	140,779	634,745
Liabilities settled during period	—	(183,310)
Accretion expense	154,756	137,347
Ending asset retirement obligations	<u>\$ 3,695,017</u>	<u>\$ 2,551,637</u>

NOTE 5 — ASSET SALES AND IMPAIRMENT

In December 2010, the Company wrote off the Boise South Pipeline asset in Orange County, Texas from its Longwood Gathering and Disposal Systems, LP subsidiary and recorded a net loss of \$173,690. The decision to write off this asset resulted from the fact that natural gas is no longer being put through this pipeline, nor is natural gas expected to be put through this pipeline in the future. In December 2010, the Company also recorded an impairment to some of its equipment held in inventory following a determination that the current market value of the equipment, consisting primarily of drilling rig parts, was less than the cost. The carrying value of the inventory was reduced by \$50,000 on the balance sheet, and a corresponding charge was recorded to the consolidated statement of operations.

In December 2009, the Company recorded an impairment to some of its equipment held in inventory following a determination that the current market value of the equipment, consisting primarily of drilling rig parts, was less than the cost. The carrying value of the inventory was reduced by \$323,500 on the balance sheet, and a corresponding charge was recorded to the consolidated statement of operations. In addition, the Company recorded a loss of \$55,816 on certain other equipment that was sold during 2009.

In July 2008, the Company signed an agreement with Chesapeake for the joint exploration and development of the Haynesville shale formation (underlying its existing Cotton Valley production) on the Company's Elm Grove/Caspiana leasehold in north Louisiana and received proceeds of \$182,281,196. At the time of the Chesapeake transaction, the Company had no production from and no reserves assigned to the Haynesville formation. As noted previously, sales of the Company's oil and natural gas properties are typically accounted for as adjustments to net capitalized costs with no gain or loss recognized, unless such adjustments would significantly alter the relationship between net capitalized costs and proved reserves of oil and natural gas (see Note 2). In accounting for this transaction, the Company concluded that such treatment would, in fact, substantially alter the relationship between net capitalized costs and proved reserves of oil and natural gas. Further, the Company determined there were significant differences between the properties sold and those retained, and in accordance with SEC Rule 4-10(C)(6)(i), capitalized costs should be allocated on the basis of the relative fair value of the properties at the time of the sale. The Company estimated that it sold approximately one-third of the then-fair value of its oil and natural gas

Matador Resources Company and Subsidiaries
NOTES TO CONSOLIDATED FINANCIAL STATEMENTS — CONTINUED
December 31, 2010, 2009 and 2008

NOTE 5 — ASSET SALES AND IMPAIRMENT — Continued

properties in this transaction, and corresponding adjustments were made to its net capitalized costs. The Company reported a gain on this sale of \$137,021,015, which is reflected in its consolidated statement of operations for 2008.

Additionally, in November 2008, certain equipment held in inventory was sold. The Company recorded a loss of \$43,585 on the sale of this inventory.

NOTE 6 — REVOLVING CREDIT AGREEMENT

In March 2008, the Company entered into the Credit Agreement with Comerica Bank as Administrative Agent, Syndication and Documentation Agent and Issuing Lender. The Credit Agreement is secured by a significant portion of the Company's oil and natural gas producing properties and by the equity interests of all its subsidiaries. In addition, all obligations under the Credit Agreement are guaranteed by the Company's subsidiaries. The Credit Agreement matures in March 2013.

Borrowings under the Credit Agreement are limited to the lesser of \$150,000,000 or the borrowing base, which is determined by the bank semi-annually on May 1 and November 1. The Company and Comerica Bank may each request an unscheduled redetermination of the borrowing base one time during any 12-month period. The borrowing base is adjusted at the discretion of the bank and is based in part on estimates of the Company's proved oil and natural gas reserves, but also on external factors, such as Comerica Bank's lending policies and estimates of future oil and natural gas prices, over which the Company has no control. In the event of a borrowing base increase, the Company pays a fee to Comerica Bank equal to 0.25% of the amount of the increase. If the borrowing base were to be less than the outstanding borrowings under the Credit Agreement at any time, the Company would be required to provide additional collateral satisfactory in nature and value to Comerica Bank to increase the borrowing base to an amount sufficient to cover such excess or to repay the deficit in equal installments over a period of six months.

Borrowings under the Credit Agreement are subject to varying interest rates based on the total outstanding borrowings relative to the borrowing base and whether the loan is a Eurodollar loan or a base rate loan. Eurodollar loans bear interest at the Eurodollar rate plus the applicable margin of 1.250% to 1.875% based on the ratio of outstanding borrowings to the borrowing base. The Eurodollar rate for any interest period (one, two, three, six or twelve months as designated by the Company) is the rate equal to LIBOR, as published by Bloomberg Financial Markets Information Service or another source agreed upon by the Company and Comerica Bank, for deposits in United States dollars for a similar interest period. The base rate is the higher of the federal funds rate plus 1.0% or the annual rate of interest designated by Comerica Bank as its prime rate. A commitment fee of 0.250% to 0.375% based on the unused portion of the borrowing base is paid quarterly in arrears.

Key financial covenants under the Credit Agreement require the Company to maintain (1) a minimum current ratio (defined as total current assets plus availability under the Credit Agreement divided by total current liabilities) of 1.0 or greater at all times and (2) a debt to EBITDA ratio (defined as total debt outstanding divided by a rolling four-quarter EBITDA) of 3.75 or less at all times beginning twelve months

Matador Resources Company and Subsidiaries
NOTES TO CONSOLIDATED FINANCIAL STATEMENTS — CONTINUED
December 31, 2010, 2009 and 2008

NOTE 6 — REVOLVING CREDIT AGREEMENT — Continued

from closing (4.00 or less until that time). Other restrictive covenants (1) prevent the Company from incurring other debt, subject to permitted exceptions, (2) prohibit the Company from declaring and paying dividends, except on its Class B common stock, and (3) limit the aggregate amount of oil and natural gas production that can be hedged pursuant to commodity hedging agreements and the maturity of those agreements. The Company was in compliance with all Comerica Bank's covenants at December 31, 2010, 2009 and 2008.

At December 31, 2009 and 2008, the borrowing base was \$20,000,000. In December 2010, the Credit Agreement was amended to increase the borrowing base from \$20,000,000 to \$55,000,000. At December 31, 2010, the Company had \$25,000,000 of outstanding borrowings under the Credit Agreement and \$50,000 in letters of credit secured by the Credit Agreement. At December 31, 2010, all borrowings under the Credit Agreement were Eurodollar loans, and the interest rate on the outstanding borrowings was 1.553%. The Company had an additional \$325,000 in letters of credit secured by CD's at Comerica Bank at December 31, 2010. The Company had no borrowings under the Credit Agreement at December 31, 2009 and 2008.

The Company obtained a written extension from Comerica Bank until July 15, 2011 to comply with a covenant under the Credit Agreement requiring submission of audited annual financial statements within 120 days of the prior year end and the submission of unaudited quarterly financial statements within 45 days of the prior quarter end. The Company submitted both sets of financial statements to Comerica Bank prior to this deadline.

NOTE 7 — INCOME TAXES

Deferred tax assets and liabilities are the result of temporary differences between the financial statement carrying values and the tax bases of assets and liabilities. The Company's net deferred tax position at December 31, 2010 and 2009, respectively, is as follows.

	December 31,	
	2010	2009
Deferred tax assets		
Net operating loss — federal and state	\$ 21,768,007	\$ 12,003,245
Federal alternative minimum tax	6,659,528	8,070,166
Total deferred tax assets	28,427,535	20,073,411
Deferred tax liabilities		
Property and equipment	(33,800,718)	(21,834,370)
Other	(1,533,074)	(213,515)
Total deferred tax liabilities	(35,333,792)	(22,047,885)
Total net deferred tax liabilities	<u>\$ (6,906,257)</u>	<u>\$ (1,974,474)</u>

Matador Resources Company and Subsidiaries
NOTES TO CONSOLIDATED FINANCIAL STATEMENTS — CONTINUED
December 31, 2010, 2009 and 2008

NOTE 7 — INCOME TAXES — Continued

At December 31, 2010, the Company recorded \$1,473,619 of its deferred tax liabilities as current; these liabilities were attributable to the current portion of its unrealized derivative fair value.

At December 31, 2010, the Company had net operating loss carryforwards of \$59,003,700 for federal income tax purposes and \$49,317,749 for state income tax purposes available to offset future taxable income, as limited by the applicable provisions, and which expire at various dates through the tax year ending December 31, 2030.

The income tax expense reconciled to the tax computed at the statutory federal rate for the years ended December 31, 2010, 2009 and 2008, respectively, is as follows.

	Year ended December 31,		
	2010	2009	2008
Current income tax provision (benefit)			
State income tax	\$ 30	\$ (994,504)	\$ 1,048,000
Federal alternative minimum tax	(1,410,638)	(1,329,834)	9,400,000
Net current income tax provision (benefit)	(1,410,608)	(2,324,338)	10,448,000
Deferred income tax provision			
Federal tax expense at statutory rate (34%)	3,365,367	(7,941,036)	41,770,049
Statutory depletion carryover	(157,278)	(610,013)	(273,484)
Change in state rate applied	275,030	(158,638)	2,183,239
Nondeductible (additional) expense	38,026	41,857	(1,542)
Dividends received deduction	—	(262,815)	—
Federal alternative minimum tax	1,410,638	1,329,834	(9,400,000)
Change in valuation allowance	—	—	(24,702,976)
Net deferred income tax provision	4,931,783	(7,600,811)	9,575,286
Total income tax provision (benefit)	<u>\$ 3,521,175</u>	<u>\$ (9,925,149)</u>	<u>\$ 20,023,286</u>

As a result of the sale of certain assets in 2008 (see Note 5) resulting in the use of a majority of the Company's net operating loss carryforwards, the Company released the valuation allowance against its remaining deferred tax assets in the amount of \$24,702,976. The Company believes it is more likely than not that future income, including income that may be generated as a result of certain tax planning strategies, together with future reversals of existing temporary tax differences, will be sufficient to fully recover the remaining deferred tax assets. Should the Company determine that all or part of its net deferred tax assets may not be realizable in the future, the Company will make an adjustment to the valuation allowance that would be charged against operations in the period such determination is made.

The Company files a United States federal income tax return and several state tax returns, a number of which remain open for examination. The tax years open for examination for the federal tax return are 2007, 2008, 2009 and 2010. The tax years open for examination by the state of Texas are 2008, 2009 and 2010. The tax years open for examination by the state of Louisiana are 2007, 2008, 2009 and 2010. At August 12,

Matador Resources Company and Subsidiaries
NOTES TO CONSOLIDATED FINANCIAL STATEMENTS — CONTINUED
December 31, 2010, 2009 and 2008

NOTE 7 — INCOME TAXES — Continued

2011, the Company's 2007, 2008 and 2009 income and franchise tax returns are under examination by the state of Louisiana. The tax years open for examination by the state of New Mexico are 2008, 2009 and 2010. The Company has not paid any interest or penalties associated with its income taxes.

NOTE 8 — EMPLOYEE BENEFIT PLANS*Stock Options, Restricted Stock Grants and Performance Awards*

The Company's Board of Directors and shareholders approved in 2003 the Matador Resources Company 2003 Stock and Incentive Plan ("Stock and Incentive Plan"). The Stock and Incentive Plan, as amended, provides that a maximum of 3,481,569 shares of Class A common stock in the aggregate may be issued pursuant to options or restricted stock grants. The persons eligible to receive awards under the Stock and Incentive Plan include employees, directors, officers, consultants or advisors of the Company.

The Stock and Incentive Plan is administered by the Board of Directors, which determines the number of option or restricted shares to be granted, the effective dates and terms of the grants, the option or restricted share price, and the vesting period. Incentive stock options become exercisable in one to four years from the grant date and expire five years or ten years after the grant date. Non-qualified options become exercisable immediately upon grant and expire five years after the grant date. In the absence of an established market for shares of the Company's common stock, the Board of Directors determines the fair market value of the Company's common stock for purposes of awards under the Stock and Incentive Plan. The Company typically uses newly issued shares of common stock to satisfy option exercises or restricted share grants.

Non-qualified stock option expense is recognized in the Company's consolidated statement of operations on the date of grant. Incentive stock option expense is recognized on a straight-line basis over the vesting period. Prior to November 22, 2010, all of the Company's outstanding stock options were classified as equity instruments, with all stock-based compensation expense measured on the date of grant and recognized over the vesting period, if any.

Prior to November 22, 2010, the fair value of stock options granted under the Stock and Incentive Plan was estimated using the following weighted average assumptions for 2010, 2009 and 2008, respectively.

	Year ended December 31,		
	2010	2009	2008
Stock option pricing model	Binomial Lattice	Binomial Lattice	Binomial Lattice
Expected option life	5.41 years	3.73 years	4.14 years
Risk-free interest rate	2.58%	2.43%	2.84%
Volatility	46.17%	52.55%	35.35%
Dividend yield	0.0%	0.0%	0.0%
Estimated forfeiture rate	11.15%	3.39%	11.39%
Weighted average fair value of options granted during the year	\$3.02	\$1.82	\$1.76

Matador Resources Company and Subsidiaries
NOTES TO CONSOLIDATED FINANCIAL STATEMENTS — CONTINUED
December 31, 2010, 2009 and 2008

NOTE 8 — EMPLOYEE BENEFIT PLANS — Continued

On November 22, 2010, the Company changed its method of accounting for its outstanding stock options, reclassifying all outstanding stock options from equity to liability instruments (see Note 2). As a result, at December 31, 2010, the Company measured and recognized the fair value of the liability associated with its outstanding stock options using an estimated fair value of \$11.00 per share for the Company's Class A common stock.

Summarized information about stock options outstanding under the Company's Stock and Incentive Plan is as follows.

	<u>Number of options</u>	<u>Price per share</u>	<u>Aggregate option price</u>	<u>Weighted average exercise price</u>
Options outstanding at January 1, 2008	1,669,875		\$10,139,250	\$ 6.07
Options granted	608,250	\$10.00-13.33	6,362,500	10.46
Options exercised	(235,500)	3.33-13.33	(1,048,500)	4.45
Options forfeited	(154,875)	3.33-10.00	(1,020,750)	6.59
Options outstanding at December 31, 2008	1,887,750		\$14,432,500	\$ 7.65
Options granted	45,000	\$ 7.50	337,500	7.50
Options exercised	(343,500)	3.33-5.00	(1,281,500)	3.73
Options forfeited	(37,500)	3.33-13.33	(360,500)	9.61
Options outstanding at December 31, 2009	1,551,750		13,128,000	8.46
Options granted	158,000	\$ 9.00-11.00	1,468,000	9.29
Options exercised	(392,375)	5.00-10.00	(1,978,375)	5.04
Options forfeited or expired	(99,875)	5.00-13.33	(773,875)	7.75
Options outstanding at December 31, 2010	<u>1,217,500</u>		<u>\$11,843,750</u>	\$ 9.73

	<u>Options outstanding</u>		<u>Options exercisable</u>		
	<u>Shares outstanding</u>	<u>Weighted average remaining contractual life</u>	<u>Weighted average exercise price</u>	<u>Shares exercisable</u>	<u>Weighted average exercise price</u>
<u>Range of exercise prices</u>					
\$7.50-\$9.00	566,750	2.99 years	\$ 8.96	347,250	\$ 8.98
\$10.00-\$13.33	650,750	2.41 years	\$ 10.40	352,500	\$ 10.38

At December 31, 2010, the Company recognized a total stock-based liability of \$1,250,467 resulting from the reclassification of its outstanding stock options from equity to liability instruments, including a charge to shareholders' equity of \$1,086,271 and an additional (non-cash) compensation expense of \$164,196. The Company recorded \$1,095,014 of this stock-based liability as a current liability and \$155,453 as a long-term liability.

Matador Resources Company and Subsidiaries
NOTES TO CONSOLIDATED FINANCIAL STATEMENTS — CONTINUED
December 31, 2010, 2009 and 2008

NOTE 8 — EMPLOYEE BENEFIT PLANS — Continued

At December 31, 2010, 2009 and 2008, the total remaining unrecognized compensation expense related to unvested stock options was approximately \$376,986, \$807,324 and \$1,162,275, respectively, and the weighted average remaining requisite service period (vesting period) of all unvested stock options was approximately 1.65, 1.93 and 2.53 years, respectively.

Non-vested stock options	Shares	Weighted average grant date fair value
Non-vested at January 1, 2010	658,125	\$ 9.78
Granted	158,000	9.29
Vested	(246,750)	9.78
Forfeited	(51,625)	8.33
Non-vested at December 31, 2010	<u>517,750</u>	<u>\$ 9.78</u>

The fair value of option shares vested during 2010 was \$2,413,250. Total compensation (non-cash) costs for stock-based payment arrangements recognized in the Company's consolidated statement of operations were \$897,737 for the year ending December 31, 2010. The tax-related benefit from the exercise of stock options totaled \$779,907 for 2010.

On May 17, 2007, the Company made a restricted stock grant of 4,500 shares of Class A common stock to an employee. These shares vested according to the following schedule: 1,500 shares each on December 31, 2007, 2008 and 2009, respectively. At December 31, 2009, all 4,500 shares were vested to the employee.

On February 13, 2008, the Company made a restricted stock grant of 9,000 shares of Class A common stock to an employee. These shares vested according to the following schedule: 3,000 shares each on December 31, 2008, 2009 and 2010, respectively. At December 31, 2010, all 9,000 shares were vested to the employee.

On October 28, 2010, the Company made a restricted stock grant of 15,000 shares of Class A common stock to an employee. These shares vested or will vest according to the following schedule: 3,000 shares were fully vested upon grant and an incremental 4,000 shares will vest on each of October 28, 2011, 2012 and 2013. Should the employee cease to remain in service with the Company other than by death or disability, all unvested shares will be forfeited.

Following the closing of its transaction with Chesapeake in July 2008, the Board of Directors and/or Company management authorized the award of one-time, special cash bonuses to eligible employees in recognition of the significant increase in the Company's value achieved as a result of the transaction and as an incentive to retain these employees. The Company recorded a compensation expense of \$1,660,375 related to these bonuses in 2008.

In October 2008, the Company's Board of Directors approved the adoption of the Employee Share Repurchase Program ("Repurchase Program") authorizing the Company to repurchase shares of its Class A

Matador Resources Company and Subsidiaries
NOTES TO CONSOLIDATED FINANCIAL STATEMENTS — CONTINUED
December 31, 2010, 2009 and 2008

NOTE 8 — EMPLOYEE BENEFIT PLANS — Continued

common stock from its employees, directors and officers, subject to certain conditions and restrictions. In 2010, the Company repurchased 117,505 shares of Class A common stock at \$11.00 per share from thirteen employees (including the Executive Vice President, Chief Financial Officer and Chief Operating Officer, the Executive Vice President — Operations and the Vice President — Reservoir Engineering). In 2009, the Company repurchased 114,000 shares of Class A common stock at \$7.33-\$7.50 per share from ten employees (including the Vice President — Reservoir Engineering and the Vice President — Geophysics and New Ventures). In 2008, the Company repurchased 26,250 shares of Class A common stock at \$13.33 per share from three employees (including the Vice President — Geophysics and New Ventures). No director nor the Company's Chairman and Chief Executive Officer has ever participated in the Repurchase Program. The Company's Board of Directors terminated the Repurchase Program in April 2011, and the Company is no longer authorized to repurchase shares of Class A common stock from its employees, directors and officers. No shares were repurchased in 2011 prior to the termination of the Repurchase Program by the Board of Directors.

In October 2008, the Company's Board of Directors approved the adoption of the Employee Option Exercise Loan Program ("Loan Program"), authorizing the Company to establish a loan program with a financial institution to assist its employees, directors and officers in the exercise of their outstanding options to purchase shares of Class A common stock, subject to certain conditions and restrictions outlined in the Loan Program. As part of the Loan Program, the Company provides the financial institution with a guaranty of repayment of the loan and makes deposits of funds in certificates of deposit to secure its guaranty. Notwithstanding the guaranty, these loans are full recourse obligations of each loan recipient, and each loan recipient agrees to indemnify and reimburse the Company in full for all liabilities incurred by the Company in the event of the recipient's default on the loan. Each loan recipient also pledges all shares purchased from the Company with the loan proceeds to further secure his or her obligations to the Company in return for its guaranty. No director nor the Company's Chairman and Chief Executive Officer has ever participated in the Loan Program.

At December 31, 2010, the Company had secured the loans of eight employees (including the Executive Vice President, Chief Financial Officer and Chief Operating Officer, the Executive Vice President — Operations and the Vice President — Reservoir Engineering) pursuant to this Loan Program in the aggregate amount of \$1,326,000. The Company considers the fair value of this aggregate guaranty to be minimal and has recorded no liability provision associated with this guaranty on its consolidated balance sheets in any reporting period presented. The Company's Board of Directors terminated the Loan Program in April 2011, and the Company is no longer authorized to provide financial guaranties for additional loans. No new loans were guaranteed in 2011 prior to the termination of the Loan Program by the Board of Directors.

401(k) Plan

Effective July 3, 2003, the Company established a defined contribution retirement plan. All full-time Company employees are eligible to join the plan the first day of the calendar month immediately following their date of employment. Each participant may contribute up to the maximum allowable under the Internal

Matador Resources Company and Subsidiaries
NOTES TO CONSOLIDATED FINANCIAL STATEMENTS — CONTINUED
December 31, 2010, 2009 and 2008

NOTE 8 — EMPLOYEE BENEFIT PLANS — Continued

Revenue Code. Each year, the Company makes a contribution to the plan which equals 3% of the employee's annual compensation, referred to as the Employer's Safe Harbor Non-Elective Contribution. The Company's Safe Harbor match was \$159,995, \$140,543 and \$142,779 in 2010, 2009 and 2008, respectively. In addition, each year the Company may determine and make a discretionary matching contribution as well as additional contributions. The Company's discretionary matching contributions totaled \$197,504, \$167,456 and \$176,545 in 2010, 2009 and 2008, respectively. The Company made no additional discretionary contributions in any reporting period presented.

NOTE 9 — COMMON STOCK

Increase in Authorized Shares

On October 23, 2008, at a Special Meeting of Shareholders called for the express purpose, the Company's shareholders approved an amendment to the Articles of Incorporation of the Company increasing the number of shares of Class A common stock authorized to be issued by the Company to 80,000,000 shares having a par value of \$0.01 per share.

Stock Split

The Company declared a three-for-one split of all its issued and outstanding shares of Class A and Class B common stock effective October 31, 2008. Each Class A and Class B shareholder received two new shares of Class A common stock for each share of Class A and Class B common stock held of record at October 31, 2008. All common shares and per common share amounts in the accompanying consolidated financial statements and notes have been adjusted to affect this stock split retroactively.

Dividends

The Company has issued two classes of common stock, Class A and Class B. The holders of the Class B shares are entitled to be paid cumulative dividends at a per share rate of \$0.26-2/3 annually out of funds legally available for the payment of dividends. These dividends are accrued and paid quarterly. Dividends declared during 2010, 2009 and 2008 totaled \$274,853 in each year. Dividends for the fourth quarter of 2010 were accrued and paid in January 2011. Dividends for the fourth quarter of 2009 and 2008 were accrued and paid in January 2010 and 2009, respectively. At December 31, 2010, the Company has not paid any dividends to holders of the Class A shares.

Stock Offerings, Retirement and Issuances

In October 2010, the Board of Directors approved and authorized the private offering and sale of additional shares of the Company's Class A common stock at \$11.00 per share in the period from October 2010 through January 2011. At December 31, 2010, the Company sold 1,868,427 shares and received net proceeds of \$20,536,167. In January 2011, the Company sold an additional 53,772 shares as part of this private offering and received net proceeds of \$584,918. The Company also sold 11,000 shares of Class A common stock at \$9.00 per share to an accredited investor and received net proceeds of \$99,000 in May 2010.

Matador Resources Company and Subsidiaries
NOTES TO CONSOLIDATED FINANCIAL STATEMENTS — CONTINUED
December 31, 2010, 2009 and 2008

NOTE 9 — COMMON STOCK — Continued

In February 2009, one of the Company's largest shareholders at the time, Gandhara Capital ("Gandhara"), a large international hedge fund, notified the Company of its need to sell its entire holdings of the Company's Class A common stock totaling 5,422,713 shares due to its plan for liquidation. The Board of Directors unanimously authorized the repurchase of all of Gandhara's outstanding shares at \$5.00 per share, and Gandhara accepted this offer. In April 2009, the Company repurchased 5,422,713 shares of its Class A common stock from Gandhara for \$27,113,565. These shares were effectively retired by the Company; however, this share repurchase and effective retirement did not reduce the 80,000,000 total shares authorized for issue by the Company.

Following the repurchase of these shares from Gandhara, the Board of Directors approved and authorized the Company's May 2009 private offering in which the Company sold 4,950,694 shares of Class A common stock and received net proceeds of \$27,982,569. In addition to this private offering, the Company sold 23,500 shares of Class A common stock to two accredited shareholders and received net proceeds of \$176,250 during 2009.

Treasury Stock

During 2010, the Company issued 6,000 shares of Class A common stock valued at \$7.50-\$9.00 per share from treasury stock. The Company also purchased 1,117,505 shares of Class A common stock for \$9.00-\$11.00 per share. These purchases included 1,000,000 shares of Class A common stock purchased from five shareholders, all advised by Wellington Management Company, in April 2010 at \$9.00 per share, for a total of \$9,000,000.

During 2009, the Company issued 652,126 shares of Class A common stock valued at \$5.00-\$7.50 per share from treasury stock. The Company also purchased 679,923 shares of Class A common stock from certain shareholders at \$5.00-\$7.50 per share.

During 2008, the Company issued 5,775 shares of Class A common stock valued at \$13.33 per share from treasury stock. The Company also purchased 450 and 26,250 shares of Class A common stock from certain shareholders at \$10.00 and \$13.33 per share, respectively.

NOTE 10 — DERIVATIVE FINANCIAL INSTRUMENTS

From time to time, the Company uses derivative financial instruments to hedge its exposure to commodity price risk associated with natural gas prices. These instruments consist of put and call options in the form of costless collars. The Company records derivative financial instruments on its balance sheet as either an asset or a liability measured at fair value. The Company has elected not to apply hedge accounting for its existing derivative financial instruments. As a result, the Company recognizes the change in derivative fair value between reporting periods currently in its consolidated statement of operations as an unrealized gain or loss. The fair value of the Company's derivative financial instruments is determined based on its counterparty's valuation model, which the Company verifies for its reasonableness with an independent third-party valuation using observable, market-corroborated inputs.

Matador Resources Company and Subsidiaries
NOTES TO CONSOLIDATED FINANCIAL STATEMENTS — CONTINUED
December 31, 2010, 2009 and 2008

NOTE 10 — DERIVATIVE FINANCIAL INSTRUMENTS — Continued

During 2010, 2009 and 2008, the Company entered into various costless collar transactions, each with an established price floor and ceiling. For each calculation period, the specified price for determining the realized gain or loss to the Company pursuant to any of these transactions is the settlement price for the NYMEX Henry Hub natural gas futures contract for the delivery month corresponding to the calculation period's calendar month for the last day of that contract period. When the settlement price is below the price floor established by these collars, the Company receives from Comerica Bank, as counterparty, an amount equal to the difference between the settlement price and the price floor multiplied by the contract natural gas volume hedged. When the settlement price is above the price ceiling established by these collars, the Company pays to Comerica Bank, as counterparty, an amount equal to the difference between the settlement price and the price ceiling multiplied by the contract natural gas volume hedged.

At December 31, 2010, the Company had seven costless collar contracts open and in place to mitigate its exposure to natural gas price volatility, each with a specific term (calculation period), notional quantity (volume hedged) and price floor and ceiling. Each contract is set to expire at varying times during 2011. The Company has no hedging contracts in place with regard to any of its oil production, and no hedging contracts in place beyond 2011 with regard to any of its natural gas production.

The following is a summary of the Company's open costless collar contracts at December 31, 2010.

<u>Commodity</u>	<u>Calculation Period</u>	<u>Notional Quantity</u> (MMBtu/month)	<u>Price Floor</u> (\$/MMBtu)	<u>Price Ceiling</u> (\$/MMBtu)	<u>Fair Value of Asset</u>
Natural Gas	01/01/2010 - 12/31/2011	50,000	5.25	8.10	\$ 533,839
Natural Gas	01/01/2010 - 12/31/2011	50,000	5.50	7.65	649,497
Natural Gas	01/01/2010 - 12/31/2011	50,000	5.00	8.65	420,065
Natural Gas	01/01/2010 - 12/31/2011	50,000	5.50	7.70	649,497
Natural Gas	01/01/2011 - 12/31/2011	90,000	5.50	7.85	1,172,754
Natural Gas	11/01/2010 - 03/31/2011	120,000	6.00	7.65	597,038
Natural Gas	07/01/2010 - 06/30/2011	60,000	4.50	6.55	121,721
Total					<u>\$4,144,411</u>

Additional Disclosures about Derivative Financial Instruments

The following table summarizes the location and fair value of all derivative financial instruments recorded in the consolidated balance sheets for the periods presented. These derivative financial instruments are not designated as hedging instruments.

<u>Type of Instrument</u>	<u>Location in Balance Sheet</u>	<u>December 31,</u>	
		<u>2010</u>	<u>2009</u>
Derivative Instrument			
Natural Gas	Current assets: Derivative instruments	\$ 4,144,411	\$ 1,005,685
Total		<u>\$ 4,144,411</u>	<u>\$ 1,005,685</u>

Matador Resources Company and Subsidiaries
NOTES TO CONSOLIDATED FINANCIAL STATEMENTS — CONTINUED
December 31, 2010, 2009 and 2008

NOTE 10 — DERIVATIVE FINANCIAL INSTRUMENTS — Continued

The following table summarizes the location and fair value of all derivative financial instruments recorded in the consolidated statements of operations for the periods presented. These derivative financial instruments are not designated as hedging instruments.

Type of Instrument	Location in Statement of Operations	Year ended December 31,		
		2010	2009	2008
Derivative Instrument				
Natural Gas	Revenues: Realized gain (loss) on derivatives	\$ 5,299,380	\$ 7,625,120	\$ (1,325,970)
	Revenues: Unrealized gain (loss) on derivatives	3,138,726	(2,374,638)	3,591,928
Total		<u>\$ 8,438,106</u>	<u>\$ 5,250,482</u>	<u>\$ 2,265,958</u>

NOTE 11 — FAIR VALUE MEASUREMENTS

The Company measures and reports certain financial and non-financial assets and liabilities on a fair value basis. Fair value is the price that would be received to sell an asset or paid to transfer a liability in an orderly transaction between market participants at the measurement date (exit price). Fair value measurements are classified and disclosed in one of the following categories.

Level 1	Unadjusted quoted prices in active markets that are accessible at the measurement date for identical, unrestricted assets or liabilities. Active markets are considered to be those in which transactions for the assets or liabilities occur in sufficient frequency and volume to provide pricing information on an ongoing basis.
Level 2	Quoted prices in markets that are not active, or inputs which are observable, either directly or indirectly, for substantially the full term of the asset or liability. This category includes those derivative instruments that are valued using observable market data. Substantially all of these inputs are observable in the marketplace throughout the full term of the derivative instrument, can be derived from observable data or supported by observable levels at which transactions are executed in the marketplace.
Level 3	Unobservable inputs that are not corroborated by market data. This category is comprised of financial and non-financial assets and liabilities whose fair value is estimated based on internally developed models or methodologies using significant inputs that are generally less readily observable from objective sources.

Financial and non-financial assets and liabilities are classified based on the lowest level of input that is significant to the fair value measurement. The assessment of the significance of a particular input to the fair value measurement requires judgment, which may affect the valuation of the fair value of assets and liabilities and their placement within the fair value hierarchy levels.

Matador Resources Company and Subsidiaries
NOTES TO CONSOLIDATED FINANCIAL STATEMENTS — CONTINUED
December 31, 2010, 2009 and 2008

NOTE 11 — FAIR VALUE MEASUREMENTS — Continued

The following tables summarize the valuation of the Company's financial assets and liabilities that were accounted for at fair value on a recurring basis in accordance with the classifications provided above at December 31, 2010 and 2009.

<u>Description</u>	Fair Value Measurements at December 31, 2010 using			
	<u>Level 1</u>	<u>Level 2</u>	<u>Level 3</u>	<u>Total</u>
Assets (Liabilities)				
Certificates of deposit	\$ —	\$ 2,349,313	\$ —	\$ 2,349,313
Natural gas derivatives	—	4,144,411	—	4,144,411
Total	<u>\$ —</u>	<u>\$ 6,493,724</u>	<u>\$ —</u>	<u>\$ 6,493,724</u>

<u>Description</u>	Fair Value Measurements at December 31, 2009 using			
	<u>Level 1</u>	<u>Level 2</u>	<u>Level 3</u>	<u>Total</u>
Assets (Liabilities)				
Certificates of deposit	\$ —	\$15,675,346	\$ —	\$15,675,346
Natural gas derivatives	—	1,005,685	—	1,005,685
Total	<u>\$ —</u>	<u>\$16,681,031</u>	<u>\$ —</u>	<u>\$16,681,031</u>

The Company's accounting policies for certificates of deposit and derivative financial instruments are discussed in Note 2; additional disclosures related to derivative financial instruments are provided in Note 10. For purposes of fair value measurement, the Company determined that CDs and derivative financial instruments (e.g., natural gas derivatives) should be classified at Level 2.

Effective January 1, 2009, the Company adopted the new disclosure requirements for non-financial assets and liabilities that are measured at fair value on a non-recurring basis. The Company accounts for additions to asset retirement obligations and lease and well equipment inventory at fair value on a non-recurring basis. The following tables summarize the valuation of the Company's assets and liabilities that were accounted for at fair value on a non-recurring basis at December 31, 2010 and 2009.

<u>Description</u>	Fair Value Measurements at December 31, 2010 using			
	<u>Level 1</u>	<u>Level 2</u>	<u>Level 3</u>	<u>Total</u>
Assets (Liabilities)				
Asset retirement obligations	\$ —	\$ —	\$(847,845)	\$(847,845)
Lease and well equipment inventory	—	—	442,500	442,500
Total	<u>\$ —</u>	<u>\$ —</u>	<u>\$(405,345)</u>	<u>\$(405,345)</u>

Matador Resources Company and Subsidiaries
NOTES TO CONSOLIDATED FINANCIAL STATEMENTS — CONTINUED
December 31, 2010, 2009 and 2008

NOTE 11 — FAIR VALUE MEASUREMENTS — Continued

<u>Description</u>	<u>Fair Value Measurements at</u> <u>December 31, 2009 using</u>			<u>Total</u>
	<u>Level 1</u>	<u>Level 2</u>	<u>Level 3</u>	
Assets (Liabilities)				
Asset retirement obligations	\$ —	\$ —	\$(199,556)	\$(199,556)
Lease and well equipment inventory	—	—	492,500	492,500
Total	<u>\$ —</u>	<u>\$ —</u>	<u>\$(292,944)</u>	<u>\$(292,944)</u>

The Company's accounting policies for asset retirement obligations are discussed in Note 2; reconciliations of the Company's asset retirement obligations are provided in Note 4 for the periods presented. For purposes of fair value measurement, the Company determined that the additions to asset retirement obligations should be classified at Level 3. The Company recorded additions to asset retirement obligations of \$847,845 and \$199,556 in 2010 and 2009, respectively.

The Company's accounting policies for lease and well equipment inventory are discussed in Note 2. For purposes of fair value measurement, the Company determined that lease and well equipment inventory should be classified at Level 3. The Company recorded an impairment to some of its equipment held in inventory, consisting primarily of drilling rig parts, of \$50,000 and \$323,500 in 2010 and 2009, respectively. The Company periodically obtains estimates of the market value of its drilling rig parts held in inventory from an independent third-party seller of similar equipment and uses these estimates as a basis for its measurement of the fair value of its drilling rig parts.

NOTE 12 — COMMITMENTS AND CONTINGENCIES*Office Lease*

The Company's corporate headquarters are located in 20,869 square feet of office space at One Lincoln Centre, 5400 LBJ Freeway, Suite 1500, Dallas, Texas. The office lease commencement date was September 25, 2003 with an expiration date of June 30, 2011. In December 2010, the Company agreed to a third amendment to its office lease agreement, in which the office space will be increased to 26,089 square feet and the term of the lease is extended from July 1, 2011 to June 30, 2022. The effective base rent over the term of the new lease extension is \$19.75 per square foot per year.

The following is a schedule of future minimum lease payments required under the office lease agreement at December 31, 2010.

<u>Year ending December 31,</u>	<u>Amount</u>
2011	\$ 207,232
2012	260,890
2013	521,780
2014	521,780
2015	534,825
Thereafter	3,827,256

Matador Resources Company and Subsidiaries
NOTES TO CONSOLIDATED FINANCIAL STATEMENTS — CONTINUED
December 31, 2010, 2009 and 2008

NOTE 12 — COMMITMENTS AND CONTINGENCIES — Continued

Rent expense, including fees for operating expenses and consumption of electricity, was \$386,092, \$417,371 and \$431,880 for 2010, 2009 and 2008, respectively.

Other Capital Commitments

At December 31, 2010, the Company had outstanding capital commitments to participate in the drilling and completion of 10 gross non-operated wells in the Haynesville shale in north Louisiana. The Company has a 1.9% working interest in each well. At December 31, 2010, the Company had minimum outstanding capital commitments for its participation in these wells of approximately \$1.7 million, assuming that all 10 wells were subsequently drilled and completed by the operator. The Company expects these costs to be incurred in the next 12 months.

At December 31, 2010, the Company had outstanding capital commitments with a geophysical contractor for two 3D seismic acquisition projects on a portion of its Eagle Ford acreage in south Texas and with a division of Core Laboratories, LP for core analysis services. At December 31, 2010, the outstanding aggregate capital commitments for these projects were approximately \$1.2 million, and the Company expects these costs to be incurred in the next 12 months.

Legal Proceedings

The Company is a defendant in four lawsuits encountered in the ordinary course of its business, none of which, in the opinion of management, will have a material adverse impact on the Company's financial position, results of operations or cash flows. Certain of these matters are covered to an extent by insurance. In other cases, the Company believes it has a meritorious defense.

General Federal and State Regulations

Oil and natural gas exploration, production and related operations are subject to extensive federal and state laws, rules and regulations. Failure to comply with these laws, rules and regulations can result in substantial penalties. The regulatory burden on the oil and natural gas industry increases the cost of doing business and affects profitability. The Company believes that it is in compliance with currently applicable state and federal regulations. Because these rules and regulations are frequently amended or reinterpreted, however, the Company is unable to predict the future cost or impact of complying with these regulations.

Environmental Regulations

The exploration, development and production of oil and natural gas, including the operation of saltwater injection and disposal wells, are subject to various federal, state and local environmental laws and regulations. These laws and regulations can increase the costs of planning, designing, installing, and operating oil and natural gas wells. The Company's activities are subject to a variety of environmental laws and regulations, including, but not limited to, the Oil Pollution Act of 1990, the Clean Water Act, the Comprehensive Environmental Response, Compensation and Liability Act, the Resource Conservation and Recovery Act, the Clean Air Act, the Safe Drinking Water Act, and the Occupational Safety and Health

Matador Resources Company and Subsidiaries
NOTES TO CONSOLIDATED FINANCIAL STATEMENTS — CONTINUED
December 31, 2010, 2009 and 2008

NOTE 12 — COMMITMENTS AND CONTINGENCIES — Continued

Act, as well as comparable state statutes and regulations. The Company is also subject to regulations governing the handling, transportation, storage and disposal of waste generated by its activities and of naturally occurring radioactive materials, or NORM, that may result from its oil and natural gas operations. Civil and criminal fines and penalties may be imposed for noncompliance with these environmental laws and regulations. Additionally, these laws and regulations require the acquisition of permits or other governmental authorizations before undertaking some activities, limit or prohibit other activities because of protected wetlands, areas or species, and require investigation and cleanup of pollution. The Company has no outstanding material environmental remediation liabilities and believes that it is in compliance with currently applicable environmental laws and regulations and that these laws and regulations will not have a material adverse impact on the financial position, results of operations or cash flows of the Company.

Changes in environmental laws and regulations occur frequently, however, and any changes that result in more stringent and costly waste handling, storage, transport, disposal or cleanup requirements could, and in all likelihood would, materially adversely affect the Company's financial position, results of operations and cash flows, as well as those of the oil and natural gas industry in general. Because these rules and regulations are frequently amended or reinterpreted, the Company is unable to predict the future cost or impact of complying with these regulations. For instance, recent scientific studies have suggested that emissions of certain gases, commonly referred to as "greenhouse gases," and including carbon dioxide and methane, may be contributing to the warming of the Earth's atmosphere. As a result, there have been attempts to pass comprehensive greenhouse gas legislation. To date, such legislation has not been enacted. Any future federal or state laws or implementing regulations that may be adopted to address greenhouse gas emissions could, and in all likelihood would, require the Company to incur increased operating costs adversely affecting its financial position, results of operations and cash flows.

The Company's activities involve the use of hydraulic fracturing. Recently, there has been increasing regulatory scrutiny of hydraulic fracturing, which is generally exempted from regulation as underground injection at the federal level. At the federal level and in some states, there have been efforts to place additional regulatory burdens on hydraulic fracturing activities. In addition, certain bills have been introduced in the Senate and the House of Representatives that, if adopted, could increase the possibility of litigation and establish an additional level of regulation at the federal level that could lead to operational delays or increased operating costs and could, and in all likelihood, would, result in additional regulatory burdens, making it more difficult to perform hydraulic fracturing operations and increasing the Company's costs of compliance. At the state level, Wyoming and Texas, for example, have enacted requirements for the disclosure of the composition of the fluids used in hydraulic fracturing. On June 17, 2011, Texas signed into law a mandate for public disclosure of the chemicals that operators use during hydraulic fracturing in Texas. The law goes into effect September 1, 2011. State regulators have until 2013 to complete implementing rules. In addition, at least three local governments in Texas have imposed temporary moratoria on drilling permits within city limits so that local ordinances may be reviewed to assess their adequacy to address hydraulic fracturing activities. Additional burdens on hydraulic fracturing, such as reporting requirements or permitting requirements for hydraulic fracturing activities, could, and in all likelihood would, result in additional expense and delay the Company's operations adversely affecting its financial position, results of operations and cash flows.

Matador Resources Company and Subsidiaries
NOTES TO CONSOLIDATED FINANCIAL STATEMENTS — CONTINUED
December 31, 2010, 2009 and 2008

NOTE 12 — COMMITMENTS AND CONTINGENCIES — Continued

Oil and natural gas exploration and production, operations and other activities have been conducted at some of the Company's properties by previous owners and operators. Materials from these operations remain on some of the properties, and, in some instances, require remediation. In addition, the Company occasionally must agree to indemnify sellers of producing properties the Company acquires against some or all of the liability for environmental claims associated with these properties. While the Company does not believe that the costs it incurs for compliance with environmental regulations and remediating previously or currently owned or operated properties will be material, the Company cannot provide assurances that these costs will not result in material expenditures that adversely affect its financial position, results of operations and cash flows.

The Company maintains insurance against some, but not all, potential risks and losses associated with the oil and natural gas industry and operations. The Company does not carry business interruption insurance. For some risks, the Company may not obtain insurance if it believes the cost of available insurance is excessive relative to the risks presented. In addition, pollution and environmental risks generally are not fully insurable. If a significant accident or other event occurs and is not fully covered by insurance, it could, and in all likelihood would, materially adversely affect the Company's financial position, results of operations and cash flows.

NOTE 13 — MAJOR CUSTOMERS

For the year ended December 31, 2010, the Company had three significant purchasers that each accounted for more than 10% of its total oil and natural gas revenues: Chesapeake Operating, Inc. (42%), Regency Gas Services LP (17%) and Petrohawk Energy Corporation (11%). For the year ended December 31, 2009, the Company had three significant purchasers that each accounted for more than 10% of its total oil and natural gas revenues: Chesapeake Operating, Inc. (32%), Regency Gas Services LP (25%) and J-W Operating Company (17%). For the year ended December 31, 2008, the Company had two significant purchasers that each accounted for more than 10% of its total oil and natural gas revenues: Regency Gas Services LP (45%) and J-W Operating Company (24%). Due to the nature of the markets for oil and natural gas, the Company does not believe that the loss of any one purchaser would have a material adverse impact on the Company's financial position, results of operations or cash flows.

For the years ended December 31, 2010 and 2009, the Company had one industry partner that accounted for approximately 93% and 94%, respectively, of its accounts receivable: Goodrich Petroleum Corporation.

Matador Resources Company and Subsidiaries
NOTES TO CONSOLIDATED FINANCIAL STATEMENTS — CONTINUED
December 31, 2010, 2009 and 2008

NOTE 14 — SUPPLEMENTAL DISCLOSURESAccrued Liabilities

The following table summarizes the Company's current accrued liabilities at December 31, 2010 and 2009.

	<u>December 31,</u>	
	<u>2010</u>	<u>2009</u>
Accrued evaluated and unproved and unevaluated property costs	\$ 12,119,475	\$ 3,932,500
Accrued support equipment and facilities costs	40,145	4,875
Accrued cost to issue equity	359,175	—
Accrued stock-based compensation	1,095,014	—
Other	1,044,737	1,269,069
Total accrued liabilities	<u>\$ 14,658,546</u>	<u>\$ 5,206,444</u>

Supplemental Cash Flow Information

The following table provides supplemental disclosures of cash flow information for the years ended December 31, 2010, 2009 and 2008.

	<u>Year ended December 31,</u>		
	<u>2010</u>	<u>2009</u>	<u>2008</u>
Cash (refunded) paid for income taxes	\$ (2,155,517)	\$ (1,235,672)	\$ 10,400,000
Asset retirement obligations related to mineral properties	862,238	642,836	435,089
Asset retirement obligations related to support equipment and facilities	126,386	8,155	158,756
Increase/(decrease) in liabilities for oil and natural gas properties capital expenditures	15,530,871	(2,470,798)	(5,155,186)
Increase in liabilities for support equipment and facilities	39,657	—	—
Issuance of treasury stock for Board and advisor services	47,250	29,375	77,000
Increase in liabilities for accrued cost to issue equity	359,174	—	—
Stock-based compensation expense recognized as liability	164,188	—	—
Transfer of inventory to oil and natural gas properties	353,395	—	—

NOTE 15 — TRANSACTIONS WITH RELATED PARTIES

In January 2007, the Company entered into a joint venture with Marlan Downey and Julie Downey Garvin of Roxanna Oil Company ("Roxanna") to assemble acreage for and to market a new gas shale prospect in southwest Wyoming, northeast Utah and southeast Idaho. Mr. Downey is a special advisor to the Company's Board of Directors and a shareholder in the Company. Ms. Garvin is President of Roxanna, which is also a shareholder in Matador. Mr. Downey and Ms. Garvin developed the prospect concept independently and sought the Company's expertise in assembling a large acreage position across the prospect. To date, the Company has assembled over 140,000 acres across the prospect at a total cost of

Matador Resources Company and Subsidiaries
NOTES TO CONSOLIDATED FINANCIAL STATEMENTS — CONTINUED
December 31, 2010, 2009 and 2008

NOTE 15 — TRANSACTIONS WITH RELATED PARTIES — Continued

approximately \$9,300,000. The Company actively marketed this prospect in conjunction with Mr. Downey and Ms. Garvin. In May 2010, the Company, Roxanna and its subsidiary, Roxanna Rocky Mountains, LLC, entered into participation and joint operating agreements with an industry partner for the joint exploration and development of this opportunity. Under these agreements, Roxanna Rocky Mountains, LLC reserves a 2.5% overriding royalty interest in the leases and has the opportunity to earn up to a 10% working interest in all wells drilled. The industry partner has a 50% working interest in the project, and the Company retains a working interest equal to the difference between 50% and the working interest participation elected by Roxanna Rocky Mountains, LLC. The Company, as operator, began drilling the initial test well for this prospect located in Lincoln County, Wyoming in February 2011.

On April 15, 2008, Joseph Wm. Foran, the Company's Chairman of the Board and Chief Executive Officer, made a partial assignment to the Company of his rights, title and interest in and to oil and gas leases in lands located in southeast New Mexico, being specifically an undivided 29.222591% working interest in a 40-acre tract (approximately 12 net acres). Prior to this assignment, Mr. Foran had received a proposal from Samson Resources Company ("Samson") requesting an assignment of this same undeveloped working interest in the subject lands in return for a substantial cash consideration and with Mr. Foran retaining a 12.5% overriding royalty interest proportionally reduced. Mr. Foran offered the Company the opportunity to acquire this interest on terms more favorable to the Company than he was offered by Samson. Following review of this opportunity, the Company's technical staff and management (excluding Mr. Foran) recommended pursuing an assignment of these leasehold interests from Mr. Foran. With the full approval of the Company's management and Board of Directors (excluding Mr. Foran), Mr. Foran assigned to the Company a 29.222591% working interest in the subject lands for no cash consideration, while retaining a proportionately reduced 12.5% overriding royalty interest as to the Company's assigned working interest and a 4% working interest for his own account. Subsequent to this transaction, one well was drilled and completed as an oil producer by Samson, and both the Company and Mr. Foran participated in the drilling and completion of this well in accordance with their respective working interests.

NOTE 16 — SUPPLEMENTAL OIL AND NATURAL GAS DISCLOSURES (Unaudited)Costs Incurred

The following table summarizes costs incurred and capitalized by the Company in the acquisition, exploration, and development of oil and natural gas properties for the years ended December 31, 2010, 2009 and 2008.

	Year ended December 31,		
	2010	2009	2008
Property acquisition costs			
Proved	\$ —	\$ —	\$ —
Unproved and unevaluated	100,730,019	24,803,480	30,508,649
Exploration costs	60,718,511	21,386,885	43,888,609
Development costs	14,348,040	6,225,511	25,001,284
Total costs incurred	<u>\$ 175,796,570</u>	<u>\$ 52,415,876</u>	<u>\$ 99,398,542</u>

Matador Resources Company and Subsidiaries
NOTES TO CONSOLIDATED FINANCIAL STATEMENTS — CONTINUED
December 31, 2010, 2009 and 2008

NOTE 16 — SUPPLEMENTAL OIL AND NATURAL GAS DISCLOSURES (Unaudited) — Continued

Property acquisition costs are costs incurred to purchase, lease or otherwise acquire oil and natural gas properties, including both unproved and unevaluated leasehold and purchases of reserves in place. For the years ended December 31, 2010, 2009 and 2008, respectively, almost all of the Company's property acquisition costs resulted from the acquisition of unproved and unevaluated leasehold positions.

Exploration costs are costs incurred in identifying areas of these oil and gas properties that may warrant further examination and in examining specific areas that are considered to have prospects of containing oil and natural gas, including costs of drilling exploratory wells, geological and geophysical costs, and costs of carrying and retaining unproved and unevaluated properties. Exploration costs may be incurred before or after acquiring the related oil and natural gas properties.

Development costs are costs incurred to obtain access to proved reserves and to provide facilities for extracting, treating, gathering and storing oil and natural gas. Development costs include the costs of preparing well locations for drilling, drilling and equipping development wells and related service wells (e.g., salt water disposal wells), and acquiring, constructing and installing production facilities.

Costs incurred also include new asset retirement obligations established, as well as changes to asset retirement obligations resulting from revisions in cost estimates or abandonment dates. Asset retirement obligations included in the table above were \$988,624, \$650,991 and \$593,845 for the years ended December 31, 2010, 2009 and 2008, respectively. Capitalized general and administrative expenses that are directly related to acquisition, exploration and development activities are also included in the table above. The Company capitalized \$1,604,682, \$1,642,868 and \$1,679,992 of these internal costs in 2010, 2009 and 2008, respectively.

Oil and Natural Gas Operating Results

The following table provides the results of operations from oil and gas producing activities, excluding corporate overhead and interest costs, for the years ended December 31, 2010, 2009 and 2008.

	Year ended December 31,		
	2010	2009	2008
Oil and natural gas revenues	\$ 34,041,607	\$ 19,038,514	\$ 30,645,065
Production taxes and marketing expenses	1,981,550	1,077,145	1,639,198
Lease operating expenses	5,284,362	4,725,022	4,666,591
Depletion, depreciation and amortization	15,423,044	10,510,769	11,786,399
Full-cost ceiling impairment	–	25,243,738	22,195,127
Net operating income (loss)	11,352,651	(22,518,160)	(9,642,250)
Income tax provision (benefit)	4,037,877	(8,006,782)	(3,428,495)
Results of oil and natural gas operations	<u>\$ 7,314,774</u>	<u>\$ (14,511,378)</u>	<u>\$ (6,213,755)</u>
Depletion, depreciation and amortization per MMcfe	<u>\$ 1.79</u>	<u>\$ 2.10</u>	<u>\$ 3.56</u>

Matador Resources Company and Subsidiaries
NOTES TO CONSOLIDATED FINANCIAL STATEMENTS — CONTINUED
December 31, 2010, 2009 and 2008

NOTE 16 — SUPPLEMENTAL OIL AND NATURAL GAS DISCLOSURES (Unaudited) — Continued

Oil and Natural Gas Reserves

Proved reserves are estimated quantities of oil and natural gas which geological and engineering data demonstrate with reasonable certainty to be recoverable in future years from known reservoirs using existing economic and operating conditions. Estimating oil and natural gas reserves is complex and is not exact because of the numerous uncertainties inherent in the process. The process relies on interpretations of available geological, geophysical, petrophysical, engineering and production data. The extent, quality and reliability of both the data and the associated interpretations of that data can vary. The process also requires certain economic assumptions, including, but not limited to, oil and natural gas prices, drilling and operating expenses, capital expenditures and taxes. Actual future production, oil and natural gas prices, revenues, taxes, development expenditures, operating expenses and quantities of recoverable oil and natural gas most likely will vary from the Company's estimates.

Oil and natural gas reserves are estimated using then-current operating and economic conditions, with no provision for price and cost escalations in future periods except by contractual arrangements. In January 2009, the SEC issued *The Modernization of Oil and Gas Reporting, Final Rule* and in January 2010, the FASB amended *Topic 932, Extractive Activities — Oil and Gas* to align with this rule. As a result, beginning December 31, 2009, the commodity prices used to estimate oil and natural gas reserves are based on unweighted, arithmetic averages of first-day-of-the-month oil and natural gas prices for the previous 12-month period. For the period January through December 2010, these average oil and natural gas prices were \$75.96 per barrel and \$4.376 per MMBtu (million British thermal units), respectively. For the period January through December 2009, these average oil and natural gas prices were \$57.65 per barrel and \$3.866 per MMBtu, respectively. Prior to 2009, SEC guidelines for estimating and reporting oil and natural gas reserves required using commodity prices at the last day of the year. For 2008, these year-end oil and natural gas prices were \$41.00 per barrel and \$5.71 per MMBtu, respectively.

The Company's oil and natural gas reserves estimates are prepared by the Company's engineering staff in accordance with guidelines established by the SEC and then audited for their reasonableness and conformance with SEC guidelines and generally accepted petroleum engineering and evaluation principles by independent outside petroleum engineers. For the year ended December 31, 2008, these reserves estimates were audited by LaRoche Petroleum Consultants, Ltd. For the years ended December 31, 2009 and 2010, the Company's reserves estimates were audited by Netherland, Sewell & Associates, Inc.

The Company's net ownership in estimated quantities of proved oil and natural gas reserves and changes in net proved reserves are summarized as follows. All of the Company's oil and natural gas reserves are attributable to properties located in the United States. The estimated reserves shown below are for proved reserves only and do not include any value for unproved reserves classified as probable or possible reserves that might exist for these properties, nor do they include any consideration that could be attributed to interests in unevaluated acreage beyond those tracts for which reserves have been estimated. In the tables presented throughout this section, oil is converted to gas equivalent using the ratio of one barrel of oil, condensate or natural gas liquids to 6 Mcf (thousand standard cubic feet) of natural gas.

Matador Resources Company and Subsidiaries
NOTES TO CONSOLIDATED FINANCIAL STATEMENTS — CONTINUED
December 31, 2010, 2009 and 2008

NOTE 16 — SUPPLEMENTAL OIL AND NATURAL GAS DISCLOSURES (Unaudited) — Continued

	Net Proved Reserves		
	Oil (Mbbl)	Gas (MMcf)	Gas Equivalent (MMcfe)
Proved Developed and Proved Undeveloped Reserves			
Total at December 31, 2007	136	33,280	34,098
Revisions of prior estimates	12	(17,492)	(17,426)
Extensions and discoveries	20	6,493	6,614
Production	(37)	(3,085)	(3,307)
Total at December 31, 2008	131	19,196	19,979
Revisions of prior estimates	(13)	(811)	(883)
Extensions and discoveries	15	50,367	50,454
Production	(30)	(4,823)	(5,002)
Total at December 31, 2009	103	63,929	64,548
Revisions of prior estimates	66	874	1,265
Extensions and discoveries	16	71,009	71,107
Production	(33)	(8,400)	(8,597)
Total at December 31, 2010	152	127,412	128,323
Proved Developed Reserves			
December 31, 2007	129	14,271	15,042
December 31, 2008	131	19,196	19,979
December 31, 2009	103	25,369	25,988
December 31, 2010	152	43,143	44,054
Proved Undeveloped Reserves			
December 31, 2007	7	19,009	19,056
December 31, 2008	—	—	—
December 31, 2009	—	38,560	38,560
December 31, 2010	—	84,269	84,269

The following is a discussion of the changes in the Company's proved oil and natural gas reserves estimates for the years ended December 31, 2010, 2009 and 2008.

The Company's proved oil and natural gas reserves increased to 128.3 Bcfe at December 31, 2010 from 64.5 Bcfe at December 31, 2009. The Company increased its proved oil and natural gas reserves by 72.4 Bcfe and produced 8.6 Bcfe during the year ended December 31, 2010, resulting in a net gain of 63.8 Bcfe. A total of 71.1 Bcfe of the increase in proved oil and gas reserves was a result of extensions and discoveries during the year, almost all of which was attributable to drilling operations in the Haynesville shale play in north Louisiana. A total of 1.3 Bcfe of the increase in proved oil and natural gas reserves was attributable to revisions of previous estimates, representing the net impact of small changes in prior estimates of proved reserves on a well-by-well basis. The Company's proved developed oil and natural gas

Matador Resources Company and Subsidiaries
NOTES TO CONSOLIDATED FINANCIAL STATEMENTS — CONTINUED
December 31, 2010, 2009 and 2008

NOTE 16 — SUPPLEMENTAL OIL AND NATURAL GAS DISCLOSURES (Unaudited) — Continued

reserves increased to 44.1 Bcfe at December 31, 2010 from 26.0 Bcfe at December 31, 2009, primarily due to proved developed reserves added as a result of drilling operations in the Haynesville shale play. At December 31, 2010, the Company's proved reserves were made up of approximately 99% natural gas and 1% oil.

The Company's proved oil and natural gas reserves increased to 64.5 Bcfe at December 31, 2009 from 20.0 Bcfe at December 31, 2008. The Company increased its proved oil and natural gas reserves by 49.5 Bcfe and produced 5.0 Bcfe during the year ended December 31, 2009, resulting in a net gain of 44.5 Bcfe. The Company added 50.4 Bcfe in proved oil and natural gas reserves as a result of extensions and discoveries during the year, almost all of which was attributable to drilling operations in the Haynesville shale play in north Louisiana. The Company's oil and natural gas reserves decreased by 0.9 Bcfe during the year as a result of revisions to previous estimates, representing the net impact of small changes in prior estimates of proved reserves on a well-by-well basis. The Company's proved developed oil and natural gas reserves increased to 26.0 Bcfe at December 31, 2009 from 20.0 Bcfe at December 31, 2008, primarily due to proved developed reserves added as a result of drilling operations in the Haynesville shale play. At December 31, 2009, the Company's proved reserves were made up of approximately 99% natural gas and 1% oil.

The Company's proved oil and natural gas reserves decreased to 20.0 Bcfe at December 31, 2008 from 34.1 Bcfe at December 31, 2007. The Company produced 3.3 Bcfe during the year and added 6.6 Bcfe in proved oil and natural gas reserves as a result of extensions and discoveries, almost all of which was attributable to drilling operations in the Cotton Valley play in north Louisiana. The Company's oil and natural gas reserves decreased by 17.4 Bcfe during the year due to revisions of previous estimates, primarily attributable to a sharp decline in natural gas prices during the latter half of 2008, causing the Company to remove all proved undeveloped reserves (primarily in the Cotton Valley play) from its total proved reserves estimates. The Company's proved developed oil and natural gas reserves increased to 20.0 Bcfe at December 31, 2008 from 14.3 Bcfe at December 31, 2007, primarily due to proved developed reserves added as a result of drilling operations in the Cotton Valley play. At December 31, 2008, the Company's proved reserves were made up of approximately 96% natural gas and 4% oil.

Standardized Measure of Discounted Future Net Cash Flows and Changes Therein Relating to Proved Oil and Natural Gas Reserves

The standardized measure of discounted future net cash flows relating to proved oil and natural gas reserves is not intended to provide an estimate of the replacement cost or fair market value of the Company's oil and natural gas properties. An estimate of fair market value would also take into account, among other things, the recovery of reserves not presently classified as proved, anticipated future changes in prices and costs, potential improvements in industry technology and operating practices, the risks inherent in reserves estimates and perhaps different discount rates.

As noted previously, for the period January through December 2010, average oil and natural gas prices were \$75.96 per barrel and \$4.376 per MMBtu (million British thermal units), respectively. For the period January through December 2009, average oil and natural gas prices were \$57.65 per barrel and \$3.866 per

Matador Resources Company and Subsidiaries
NOTES TO CONSOLIDATED FINANCIAL STATEMENTS — CONTINUED
December 31, 2010, 2009 and 2008

NOTE 16 — SUPPLEMENTAL OIL AND NATURAL GAS DISCLOSURES (Unaudited) — Continued

MMBtu, respectively. Prior to 2009, SEC guidelines for estimating and reporting oil and natural gas reserves required using commodity prices at the last day of the year. For 2008, year-end oil and natural gas prices were \$41.00 per barrel and \$5.71 per MMBtu, respectively.

Future net cash flows were computed by applying these oil and natural gas prices, adjusted for all associated transportation costs, gravity and energy content, and regional price differentials, to year-end quantities of proved oil and natural gas reserves and accounting for any future production and development costs associated with producing these reserves; neither prices nor costs were escalated with time in these computations.

Future income taxes were computed by applying the statutory tax rate to the excess of future net cash flows relating to proved oil and natural gas reserves less the tax basis of the associated properties. Tax credits and net operating loss carryforwards available to the Company were also considered in the computation of future income taxes. Future net cash flows after income taxes were discounted using a 10% annual discount rate to derive the standardized measure of discounted future net cash flows.

The following table presents the standardized measure of discounted future net cash flows relating to proved oil and natural gas reserves (in thousands) for the years ended December 31, 2010, 2009 and 2008.

	Year ended December 31,		
	2010	2009	2008
Future cash inflows	\$ 470,386	\$219,410	\$113,940
Future production costs	(107,183)	(55,513)	(37,871)
Future development costs	(107,277)	(35,788)	(3,330)
Future income tax expense	(35,352)	(15,805)	(3,406)
Future net cash flows	220,574	112,304	69,333
10% annual discount for estimated timing of cash flows	(109,497)	(47,243)	(26,079)
Standardized measure of discounted future net cash flows	<u>\$ 111,077</u>	<u>\$ 65,061</u>	<u>\$ 43,254</u>

Matador Resources Company and Subsidiaries
NOTES TO CONSOLIDATED FINANCIAL STATEMENTS — CONTINUED
December 31, 2010, 2009 and 2008

NOTE 16 — SUPPLEMENTAL OIL AND NATURAL GAS DISCLOSURES (Unaudited) — Continued

The following table summarizes the changes in the standardized measure of discounted future net cash flows relating to proved oil and natural gas reserves (in thousands) for the years ended December 31, 2010, 2009 and 2008.

	Year ended December 31,		
	2010	2009	2008
Balance, beginning of period	\$ 65,061	\$ 43,254	\$ 53,934
Net changes in sales and transfer prices and in production (lifting) costs related to future production	7,632	(10,433)	(18,682)
Changes in estimated future development costs	(36,821)	(17,502)	40,902
Sales and transfers of oil and gas produced during the period	(26,776)	(13,236)	(24,339)
Net change due to extensions and discoveries	94,265	70,361	15,257
Net change due to purchase of minerals in place	—	—	—
Net changes due to revisions in estimates of reserves quantities	1,676	(1,232)	(40,197)
Previously estimated development costs incurred during the period	7,125	(590)	9,108
Accretion of discount	7,036	4,317	5,621
Other	1,035	(3,068)	3,713
Net change in income taxes	(9,156)	(6,810)	(2,063)
Standardized measure of discounted future net cash flows	<u>\$ 111,077</u>	<u>\$ 65,061</u>	<u>\$ 43,254</u>

NOTE 17 — SUBSEQUENT EVENTS

Subsequent events have been evaluated by the Company through August 12, 2011, the date the financial statements were available to be issued.

In January 2011, the Company sold 53,772 shares of Class A common stock at \$11.00 per share and received net proceeds of \$584,918 in conclusion of its October 2010 through January 2011 private offering (see Note 9).

Between January and July 2011, the Company committed to participate in 36 gross (approximately 1.1 net) non-operated wells in the Haynesville shale in north Louisiana. The Company has working interests ranging from 0.2% to 18.7% in these wells, and most of these wells are already in progress. The Company's minimum outstanding capital commitments for its participation in these non-operated Haynesville wells are approximately \$3.2 million, assuming that all these wells are drilled and completed by the operators.

In May and July 2011, the Company entered into two drilling rig contracts to explore and develop its Eagle Ford acreage in south Texas. The Company expects the first rig will begin drilling operations on its acreage in August 2011, with the second rig beginning drilling operations on its acreage in October 2011. Both contracts are for a term of six months. Should the Company elect to terminate both contracts prior to initiating drilling operations, and if the drilling contractor were unable to secure work for both rigs prior to the end of their respective contract terms, the Company would incur an aggregate termination obligation of approximately \$5.5 million.

Matador Resources Company and Subsidiaries
NOTES TO CONSOLIDATED FINANCIAL STATEMENTS — CONTINUED
December 31, 2010, 2009 and 2008

NOTE 17 — SUBSEQUENT EVENTS — Continued

In May 2011, the Company entered into three additional costless collar transactions to mitigate its risks associated with fluctuations in natural gas prices. The following table summarizes these natural gas hedging contracts.

<u>Commodity</u>	<u>Calculation Period</u>	<u>Notional Quantity</u> (MMBtu/ month)	<u>Price Floor</u> (\$/MMBtu)	<u>Price Ceiling</u> (\$/MMBtu)
Natural Gas	07/01/2011 - 12/31/2012	300,000	4.50	5.60
Natural Gas	07/01/2011 - 07/31/2013	150,000	4.50	5.75
Natural Gas	01/01/2012 - 12/31/2012	150,000	4.25	6.17

Between March and July 2011, the Company acquired leasehold interests in approximately 6,274 gross and 4,802 net acres in Karnes, DeWitt, Wilson and Gonzales Counties, Texas. This acreage is prospective for the Eagle Ford shale, an emerging oil and natural gas play in south Texas. The Company paid approximately \$31.5 million in cash and agreed to additional drilling and completion incentives to the seller in the form of back-in interests and future participation rights to acquire this acreage.

In May 2011, the Company amended and restated its Credit Agreement with Comerica Bank. This amendment increased the borrowing base under the Credit Agreement from \$55,000,000 to \$80,000,000 and amended the debt to EBITDA ratio (defined as total debt outstanding divided by a rolling four-quarter EBITDA) to 4.00 or less at all times. Under the amended and restated Credit Agreement, the Company also entered into a term loan for \$25,000,000 with a maturity date of December 31, 2011. Proceeds from the term loan were used in partial payment of the acreage acquisition described above; the remaining funds required for the acreage acquisition were provided under the borrowing base. The term loan bears interest at LIBOR plus 5.00%, and while the term loan is outstanding, the Company's other borrowings under the Credit Agreement bear interest at the maximum rate of LIBOR plus 1.875%. At August 12, 2011, including the term loan, the Company had \$85,000,000 of outstanding borrowings under the Credit Agreement and \$375,000 in letters of credit secured by the Credit Agreement. All borrowings under the Credit Agreement are Eurodollar loans. The term loan bears interest at approximately 5.3%, and the other borrowings bear interest at approximately 2.1%.

In June 2011, the Company awarded bonuses to certain of its current employees, but not including any of its executive officers, in the aggregate amount of \$1,240,000. These bonuses will be payable in a lump sum to each of these employees in June 2014, provided each continues to remain an employee in good standing with the Company at that time.

[Table of Contents](#)

[Index to Financial Statements](#)

Matador Resources Company and Subsidiaries
CONDENSED CONSOLIDATED FINANCIAL STATEMENTS
September 30, 2011

Contents

Condensed Consolidated Financial Statements

[Condensed Consolidated Balance Sheets at September 30, 2011 \(Unaudited\) and December 31, 2010](#)

F-49

[Condensed Consolidated Statements of Operations for the three and nine months ended September 30, 2011 and 2010 \(Unaudited\)](#)

F-50

[Condensed Consolidated Statement of Shareholders' Equity for the nine months ended September 30, 2011 \(Unaudited\)](#)

F-51

[Condensed Consolidated Statements of Cash Flows for the nine months ended September 30, 2011 and 2010 \(Unaudited\)](#)

F-52

[Notes to Condensed Consolidated Financial Statements \(Unaudited\)](#)

F-53

Matador Resources Company and Subsidiaries
CONDENSED CONSOLIDATED BALANCE SHEETS

	September 30, 2011 (Unaudited)	December 31, 2010
ASSETS		
Current assets		
Cash and cash equivalents	\$ 7,767,976	\$ 21,059,519
Certificates of deposit	2,085,313	2,349,313
Accounts receivable		
Oil and natural gas revenues	8,303,439	6,514,122
Joint interest billings	2,547,952	2,042,999
Other	3,208,102	3,091,372
Derivative instruments	4,890,628	4,144,411
Lease and well equipment inventory	1,737,393	1,423,197
Prepaid expenses	1,636,401	1,876,358
Total current assets	32,177,204	42,501,291
Property and equipment, at cost		
Oil and natural gas properties, full-cost method		
Evaluated	345,200,274	255,408,993
Unproved and unevaluated	184,008,220	172,451,449
Other property and equipment	17,336,739	14,035,010
Less accumulated depletion, depreciation and amortization	(196,266,352)	(138,014,986)
Net property and equipment	350,278,881	303,880,466
Other assets		
Derivative instruments	787,484	—
Total other assets	787,484	—
Total assets	<u>\$ 383,243,569</u>	<u>\$ 346,381,757</u>
LIABILITIES AND SHAREHOLDERS' EQUITY		
Current liabilities		
Accounts payable	\$ 2,281,357	\$ 12,166,938
Accrued liabilities	19,095,056	14,658,546
Royalties payable	3,529,719	982,270
Advances from joint interest owners	—	722,843
Deferred income taxes	—	1,473,619
Borrowings under Credit Agreement	25,000,000	—
Dividends payable — Class B	68,713	68,713
Other liabilities	126,829	23,577
Total current liabilities	50,101,674	30,096,506
Long-term liabilities		
Borrowings under Credit Agreement	60,000,000	25,000,000
Asset retirement obligations	4,305,407	3,695,017
Deferred income taxes	—	5,432,638
Other long-term liabilities	298,139	280,453
Total long-term liabilities	64,603,546	34,408,108
Commitments and contingencies (Note 8)		
Shareholders' equity		
Common stock — Class A, \$0.01 par value, 80,000,000 shares authorized; 42,907,843 and 42,749,820 shares issued; and 41,728,668 and 41,570,645 shares outstanding, respectively	429,078	427,498
Common stock — Class B, \$0.01 par value, 2,000,000 shares authorized; 1,030,700 shares issued and outstanding	10,307	10,307
Additional paid-in capital	263,932,648	263,341,642
Retained earnings	14,931,138	28,862,518
Treasury stock, at cost, 1,179,175 shares	(10,764,822)	(10,764,822)
Total shareholders' equity	268,538,349	281,877,143
Total liabilities and shareholders' equity	<u>\$ 383,243,569</u>	<u>\$ 346,381,757</u>

The accompanying notes are an integral part of these financial statements.

Matador Resources Company and Subsidiaries
CONDENSED CONSOLIDATED STATEMENTS OF OPERATIONS (UNAUDITED)

	Three Months Ended September 30,		Nine Months Ended September 30,	
	2011	2010	2011	2010
Revenues				
Oil and natural gas revenues	\$ 17,446,638	\$ 8,454,725	\$ 52,008,788	\$ 25,182,143
Realized gain on derivatives	1,435,340	1,172,040	4,237,540	2,988,000
Unrealized gain on derivatives	2,870,086	2,540,813	1,533,701	5,812,563
Total revenues	<u>21,752,064</u>	<u>12,167,578</u>	<u>57,780,029</u>	<u>33,982,706</u>
Expenses				
Production taxes and marketing	1,847,607	414,928	4,800,963	1,234,734
Lease operating	2,064,657	1,385,668	5,638,766	3,800,780
Depletion, depreciation and amortization	7,288,091	3,867,913	22,578,268	10,931,543
Accretion of asset retirement obligations	61,597	38,635	157,891	106,590
Full-cost ceiling impairment	-	-	35,673,098	-
General and administrative	3,682,920	2,273,227	9,394,964	6,792,902
Total expenses	<u>14,944,872</u>	<u>7,980,371</u>	<u>78,243,950</u>	<u>22,866,549</u>
Operating income (loss)	6,807,192	4,187,207	(20,463,921)	11,116,157
Other income (expense)				
Interest and other income	81,950	78,621	247,547	300,348
Interest expense	(170,880)	-	(460,699)	-
Total other (expense) income	<u>(88,930)</u>	<u>78,621</u>	<u>(213,152)</u>	<u>300,348</u>
Income (loss) before income taxes	6,718,262	4,265,828	(20,677,073)	11,416,505
Income tax (benefit) provision				
Current	60	(1,410,608)	(45,576)	(1,410,608)
Deferred	-	2,994,983	(6,906,257)	5,453,908
Total income tax (benefit) provision	<u>60</u>	<u>1,584,375</u>	<u>(6,951,833)</u>	<u>4,043,300</u>
Net income (loss)	<u>\$ 6,718,202</u>	<u>\$ 2,681,453</u>	<u>\$ (13,725,240)</u>	<u>\$ 7,373,205</u>
Earnings (loss) per common share				
Basic				
Class A	<u>\$ 0.15</u>	<u>\$ 0.07</u>	<u>\$ (0.33)</u>	<u>\$ 0.18</u>
Class B	<u>\$ 0.22</u>	<u>\$ 0.14</u>	<u>\$ (0.13)</u>	<u>\$ 0.38</u>
Diluted				
Class A	<u>\$ 0.15</u>	<u>\$ 0.07</u>	<u>\$ (0.33)</u>	<u>\$ 0.18</u>
Class B	<u>\$ 0.22</u>	<u>\$ 0.14</u>	<u>\$ (0.13)</u>	<u>\$ 0.38</u>
Weighted average common shares outstanding				
Basic				
Class A	41,720,571	39,558,504	41,670,847	39,849,438
Class B	1,030,700	1,030,700	1,030,700	1,030,700
Total	<u>42,751,271</u>	<u>40,589,204</u>	<u>42,701,547</u>	<u>40,880,138</u>
Diluted				
Class A	41,848,245	39,572,930	41,670,847	39,911,491
Class B	1,030,700	1,030,700	1,030,700	1,030,700
Total	<u>42,878,945</u>	<u>40,603,630</u>	<u>42,701,547</u>	<u>40,942,191</u>

The accompanying notes are an integral part of these financial statements.

Matador Resources Company and Subsidiaries
CONDENSED CONSOLIDATED STATEMENT OF SHAREHOLDERS' EQUITY (UNAUDITED)
For the nine months ended September 30, 2011

	Common stock				Additional paid-in capital	Retained earnings	Treasury stock		Total
	Class A		Class B				Shares	Amount	
	Shares	Amount	Shares	Amount					
Balance at January 1, 2011	42,749,820	\$ 427,498	1,030,700	\$ 10,307	\$ 263,341,642	\$ 28,862,518	1,179,175	\$ (10,764,822)	\$ 281,877,143
Issuance of Class A common stock	53,772	538	-	-	590,954	-	-	-	591,492
Additional cost to issue equity	-	-	-	-	(1,011,708)	-	-	-	(1,011,708)
Issuance of Class A common stock to Board members and advisors	11,250	113	-	-	124,387	-	-	-	124,500
Stock options granted	-	-	-	-	15,293	-	-	-	15,293
Stock options exercised	93,001	929	-	-	836,080	-	-	-	837,009
Restricted stock vested	-	-	-	-	36,000	-	-	-	36,000
Class B dividends declared	-	-	-	-	-	(206,140)	-	-	(206,140)
Current period net loss	-	-	-	-	-	(13,725,240)	-	-	(13,725,240)
Balance at September 30, 2011	<u>42,907,843</u>	<u>\$ 429,078</u>	<u>1,030,700</u>	<u>\$ 10,307</u>	<u>\$ 263,932,648</u>	<u>\$ 14,931,138</u>	<u>1,179,175</u>	<u>\$ (10,764,822)</u>	<u>\$ 268,538,349</u>

The accompanying notes are an integral part of these financial statements.

Matador Resources Company and Subsidiaries
CONDENSED CONSOLIDATED STATEMENTS OF CASH FLOWS (UNAUDITED)

	Nine Months Ended September 30,	
	2011	2010
Operating activities		
Net (loss) income	\$ (13,725,240)	\$ 7,373,205
Adjustments to reconcile net (loss) income to net cash provided by operating activities		
Unrealized (gain) on derivatives	(1,533,701)	(5,812,563)
Depletion, depreciation and amortization	22,578,268	10,931,543
Accretion of asset retirement obligations	157,891	106,590
Full-cost ceiling impairment	35,673,098	–
Stock option and grant expense	854,726	466,610
Restricted stock grants	36,000	24,750
Deferred income tax (benefit) provision	(6,906,257)	5,453,908
Changes in operating assets and liabilities		
Accounts receivable	(2,410,999)	3,749,739
Lease and well equipment inventory	(784)	(7,454)
Prepaid expenses	239,957	(1,145,593)
Accounts payable, accrued liabilities and other liabilities	(2,359,387)	(589,800)
Royalties payable	2,547,449	313,160
Advances from joint interest owners	(722,843)	550,000
Other long-term liabilities	15,056	(23,577)
Net cash provided by operating activities	<u>34,443,234</u>	<u>21,390,518</u>
Investing activities		
Oil and natural gas properties capital expenditures	(104,733,188)	(86,031,353)
Expenditures for other property and equipment	(3,303,007)	(933,511)
Purchases of certificates of deposit	(3,721,000)	(3,739,000)
Sales of certificates of deposit	3,985,000	11,985,468
Net cash used in investing activities	<u>(107,772,195)</u>	<u>(78,718,396)</u>
Financing activities		
Borrowings under Credit Agreement	60,000,000	–
Proceeds from issuance of common stock	591,492	99,000
Cost to issue equity	(1,184,943)	–
Proceeds from stock options exercised	837,009	823,375
Payment of dividends — Class B	(206,140)	(206,140)
Purchase of treasury stock	–	(9,000,000)
Net cash provided by (used in) financing activities	<u>60,037,418</u>	<u>(8,283,765)</u>
Decrease in cash and cash equivalents	(13,291,543)	(65,611,643)
Cash and cash equivalents at beginning of period	21,059,519	104,229,709
Cash and cash equivalents at end of period	<u>\$ 7,767,976</u>	<u>\$ 38,618,066</u>

The accompanying notes are an integral part of these financial statements.

Matador Resources Company and Subsidiaries
NOTES TO CONDENSED CONSOLIDATED FINANCIAL STATEMENTS (UNAUDITED)
September 30, 2011

NOTE 1 — NATURE OF OPERATIONS

Matador Resources Company (“Matador” or “Company”) is an independent energy company engaged in the exploration, development, acquisition and production of oil and natural gas resources in the United States, with a particular emphasis on oil and natural gas shale plays and other unconventional resources. Matador’s current operations are located primarily in the Haynesville shale play in north Louisiana and east Texas and the Eagle Ford shale play in south Texas; these plays are key elements of the Company’s growth strategy. In addition to these primary operating areas, Matador has significant acreage positions in southeast New Mexico and west Texas and in southwest Wyoming and adjacent areas in Utah and Idaho where the Company continues to identify new oil and natural gas prospects.

On November 22, 2010, Matador Resources Company formed a wholly-owned subsidiary, Matador Holdco, Inc. Pursuant to the terms of the corporate reorganization that was completed on August 9, 2011, Matador Resources Company changed its corporate name to MRC Energy Company and Matador Holdco, Inc. changed its corporate name to Matador Resources Company. As a part of this reorganization, MRC Energy Company became a wholly owned subsidiary of Matador Resources Company. The accompanying unaudited condensed consolidated financial statements include the accounts of Matador Resources Company and its wholly owned subsidiary, MRC Energy Company, as well as the accounts of MRC Energy Company’s four wholly owned subsidiaries, Matador Production Company, Longwood Gathering and Disposal Systems GP, Inc., MRC Permian Company and MRC Rockies Company, and the accounts of Longwood Gathering and Disposal Systems, LP.

NOTE 2 — SUMMARY OF SIGNIFICANT ACCOUNTING POLICIES

Interim Financial Statements, Basis of Presentation, Consolidation and Significant Estimates

The unaudited condensed consolidated financial statements of Matador and its subsidiaries have been prepared in accordance with generally accepted accounting principles in the United States of America (“U.S. GAAP”), but do not include all of the information and footnotes required for complete financial statements. All intercompany accounts and transactions have been eliminated in consolidation. In management’s opinion, these interim unaudited condensed consolidated financial statements include all adjustments of a normal recurring nature necessary for a fair presentation of the Company’s consolidated financial position as of September 30, 2011, consolidated results of operations for the three and nine months ended September 30, 2011 and 2010, consolidated shareholders’ equity for the nine months ended September 30, 2011 and consolidated cash flows for the nine months ended September 30, 2011 and 2010.

Accounting measurements at interim dates inherently involve greater reliance on estimates than at year end and the results for the interim periods shown in this report are not necessarily indicative of results to be expected for the full year due in part to volatility in oil and natural gas prices, global economic and financial market conditions, interest rates, access to sources of liquidity, estimates of reserves, drilling risks, geological risks, transportation restrictions, oil and natural gas supply and demand, market competition and interruptions of production. These interim unaudited condensed consolidated financial statements should be read in conjunction with the Company’s audited consolidated financial statements and notes thereto for the year ended December 31, 2010.

Matador Resources Company and Subsidiaries
NOTES TO CONDENSED CONSOLIDATED FINANCIAL STATEMENTS
(UNAUDITED) — CONTINUED

September 30, 2011

NOTE 2 — SUMMARY OF SIGNIFICANT ACCOUNTING POLICIES — Continued

The preparation of financial statements in conformity with U.S. GAAP requires management to make estimates and assumptions that affect the amounts reported in the financial statements and accompanying notes. These estimates and assumptions may also affect disclosure of contingent assets and liabilities at the date of the financial statements and the reported amounts of revenues and expenses during the reporting period. The Company's consolidated financial statements are based on a number of significant estimates, including accruals for oil and natural gas revenues, accrued assets and liabilities primarily related to oil and natural gas operations, stock-based compensation, valuation of derivative instruments and oil and natural gas reserves. The estimates of oil and natural gas reserves quantities and future net cash flows are the basis for the calculations of depletion and impairment of oil and natural gas properties, as well as estimates of asset retirement obligations and certain tax accruals. While the Company believes its estimates are reasonable, changes in facts and assumptions or the discovery of new information may result in revised estimates. Actual results could differ from these estimates.

Property and Equipment

The Company uses the full-cost method of accounting for its investments in oil and natural gas properties. Under this method of accounting, all costs associated with the acquisition, exploration and development of oil and natural gas properties and reserves, including unproved and unevaluated property costs, are capitalized as incurred and accumulated in a single cost center representing the Company's activities, which are undertaken exclusively in the United States. Such costs include lease acquisition costs, geological and geophysical expenditures, lease rentals on undeveloped properties, costs of drilling both productive and non-productive wells, capitalized interest on qualifying projects and general and administrative expenses directly related to exploration and development activities, but do not include any costs related to production, selling or general corporate administrative activities. The Company capitalized \$1,329,969 and \$1,065,908 of its general and administrative costs for the nine months ended September 30, 2011 and 2010, respectively. The Company capitalized \$755,733 of its interest expense for the nine months ended September 30, 2011. For the period ended September 30, 2010, the company had no outstanding borrowings and no interest expense.

The net capitalized costs of oil and natural gas properties are limited to the lower of unamortized costs less related deferred income taxes or the cost center ceiling, with any excess above the cost center ceiling charged to operations as a full-cost ceiling impairment. The cost center ceiling is defined as the sum of (a) the present value discounted at 10 percent of future net revenues of proved oil and natural gas reserves, plus (b) unproved and unevaluated property costs not being amortized, plus (c) the lower of cost or estimated fair value of unproved and unevaluated properties included in the costs being amortized, if any, less (d) income tax effects related to differences between the book and tax basis of the properties involved. Future net revenues from proved non-producing and proved undeveloped reserves are reduced by the estimated costs for developing these reserves. The fair value of the Company's derivative instruments is not included in the ceiling test computation as the Company does not designate these instruments as hedge instruments for accounting purposes.

Matador Resources Company and Subsidiaries
NOTES TO CONDENSED CONSOLIDATED FINANCIAL STATEMENTS
(UNAUDITED) — CONTINUED

September 30, 2011

NOTE 2 — SUMMARY OF SIGNIFICANT ACCOUNTING POLICIES — Continued

The estimated present value of after-tax future net cash flows from proved oil and natural gas reserves is highly dependent on the commodity prices used in these estimates. These estimates are determined in accordance with guidelines established by the Securities and Exchange Commission (“SEC”) for estimating and reporting oil and natural gas reserves. Under these guidelines, oil and natural gas reserves are estimated using then-current operating and economic conditions, with no provision for price and cost escalations in future periods except by contractual arrangements.

Beginning December 31, 2009, the commodity prices used to estimate oil and natural gas reserves are based on unweighted, arithmetic averages of first-day-of-the-month oil and natural gas prices for the previous 12-month period. For the period October 1, 2010 through September 30, 2011, these average oil and natural gas prices were \$91.00 per barrel and \$4.158 per MMBtu (million British thermal units), respectively. In estimating the present value of after-tax future net cash flows from proved oil and natural gas reserves, the average oil prices were adjusted by property for quality, transportation fees and regional price differentials, and the average natural gas prices were adjusted by property for energy content, transportation fees and regional price differentials. At September 30, 2011, the Company’s oil and natural gas reserves estimates were prepared by the Company’s engineering staff in accordance with guidelines established by the SEC and then audited for their reasonableness and conformance with SEC guidelines by Netherland, Sewell & Associates, Inc., independent petroleum engineers.

Using the average commodity prices, as adjusted, to determine the Company’s estimated proved oil and natural gas reserves at September 30, 2011, the Company’s net capitalized costs did not exceed the cost center ceiling. As a result, the Company recorded no impairment to its net capitalized costs and no corresponding charge to its consolidated statement of operations for the three months ended September 30, 2011. At March 31, 2011, the Company’s net capitalized costs exceeded the cost center ceiling by \$22,989,866. The Company recorded an impairment charge of \$35,673,098 to its net capitalized costs and a deferred income tax credit of \$12,683,232 related to the cost center ceiling limitation at March 31, 2011. These charges are reflected in the Company’s unaudited condensed consolidated statement of operations for the nine months ended September 30, 2011. The Company recorded no impairment to its net capitalized costs and no corresponding charge to its unaudited condensed consolidated statement of operations for the three and nine months ended September 30, 2010. Changes in oil and natural gas production rates, reserves estimates, future development costs and other factors will determine the Company’s actual ceiling test computation and impairment analyses in future periods.

As a non-cash item, the full-cost ceiling impairment impacts the accumulated depletion and the net carrying value of the Company’s assets on its balance sheet, as well as the corresponding shareholders’ equity, but it has no impact on the Company’s net cash flows as reported.

Capitalized costs of oil and natural gas properties are amortized using the unit-of-production method based upon production and estimates of proved reserves quantities. Unproved and unevaluated property costs are excluded from the amortization base used to determine depletion. Unproved and unevaluated properties are assessed for possible impairment on a periodic basis based upon changes in operating or

Matador Resources Company and Subsidiaries
NOTES TO CONDENSED CONSOLIDATED FINANCIAL STATEMENTS
(UNAUDITED) — CONTINUED

September 30, 2011

NOTE 2 — SUMMARY OF SIGNIFICANT ACCOUNTING POLICIES — Continued

economic conditions. This assessment includes consideration of the following factors, among others: the assignment of proved reserves, geological and geophysical evaluations, intent to drill, remaining lease term, and drilling activity and results. Upon impairment, the costs of the unproved and unevaluated properties are immediately included in the amortization base. Dry holes are included in the amortization base immediately upon determination that the well is not productive.

Income Taxes

The Company files a United States federal income tax return and several state tax returns, a number of which remain open for examination. The tax years open for examination for the federal tax return are 2007, 2008, 2009 and 2010. The tax years open for examination by the state of Texas are 2008, 2009 and 2010. The tax years open for examination by the state of New Mexico are 2008, 2009 and 2010. The tax years open for examination by the state of Louisiana are 2007, 2008, 2009 and 2010. As of December 30, 2011, the Company's 2007, 2008 and 2009 income and franchise tax returns are under examination by the state of Louisiana. As a result of preliminary findings received by the Company from the state of Louisiana, the Company has recorded an income tax refund of \$45,636, a franchise tax assessment of \$91,995 and an associated interest expense of \$12,429 for the three and nine months ended September 30, 2011.

The Company accounts for income taxes using the asset and liability approach for financial accounting and reporting. The Company evaluates the probability of realizing the future benefits of its deferred tax assets and provides a valuation allowance for the portion of any deferred tax assets where the likelihood of realizing an income tax benefit in the future does not meet the more likely than not criteria for recognition.

As noted previously, the Company recorded an impairment charge of \$22,989,866 to its net capitalized costs, net of a deferred income tax credit of \$12,683,232 related to the full-cost ceiling limitation at March 31, 2011. This deferred income tax credit exceeded the Company's deferred tax liabilities at March 31, 2011. As a result, the Company established a valuation allowance as of March 31, 2011 and retains a valuation allowance in the amount of \$823,654 as of September 30, 2011 due to uncertainties regarding the future realization of its deferred tax assets. The Company will continue to assess the valuation allowance on a periodic basis and to the extent the Company determines that the allowance is no longer required, the tax benefit of the remaining deferred tax assets will be recognized in the future.

The Company had a net loss for the nine months ended September 30, 2011 and its effective tax rate for the nine months ended September 30, 2010 was 35.42%. Total income tax expense for the nine months ended September 30, 2011 and 2010 differed from the amounts computed by applying the U.S. statutory tax rates to income before income taxes due primarily to state taxes and the impact of permanent differences between book and taxable income.

Earnings Per Common Share

The Company reports basic earnings per common share, which excludes the effect of potentially dilutive securities, and diluted earnings per common share, which includes the effect of all potentially dilutive securities, unless their impact is anti-dilutive.

Matador Resources Company and Subsidiaries
NOTES TO CONDENSED CONSOLIDATED FINANCIAL STATEMENTS
(UNAUDITED) — CONTINUED

September 30, 2011

NOTE 2 — SUMMARY OF SIGNIFICANT ACCOUNTING POLICIES — Continued

The Company has issued two classes of common stock, Class A and Class B. The holders of the Class B shares are entitled to be paid cumulative dividends at a per share rate of \$0.26-2/3 annually out of funds legally available for the payment of dividends. These dividends are accrued and paid quarterly. Dividends declared during the three and nine months ended September 30, 2011 and 2010 totaled \$68,713 and \$206,140, respectively, in each period. As of September 30, 2011, the Company has not paid any dividends to holders of the Class A shares.

The following are reconciliations of the numerators and denominators used to compute the Company's basic and diluted distributed and undistributed earnings (loss) per common share as reported for the three and nine months ended September 30, 2011 and 2010.

	Three Months Ended		Nine Months Ended	
	September 30,		September 30,	
	2011	2010	2011	2010
Net income (loss) — numerator				
Net income (loss)	\$ 6,718,202	\$ 2,681,453	\$(13,725,240)	\$ 7,373,205
Less dividends to Class B shareholders — distributed earnings	(68,713)	(68,713)	(206,140)	(206,140)
Undistributed earnings (loss)	<u>\$ 6,649,489</u>	<u>\$ 2,612,740</u>	<u>\$(13,931,380)</u>	<u>\$ 7,167,065</u>
Weighted average common shares outstanding — denominator				
Basic				
Class A	41,720,571	39,558,504	41,670,847	39,849,438
Class B	1,030,700	1,030,700	1,030,700	1,030,700
Total	<u>42,751,271</u>	<u>40,589,204</u>	<u>42,701,547</u>	<u>40,880,138</u>
Diluted				
Class A				
Weighted average common shares outstanding for basic earnings per share	41,720,571	39,558,504	41,670,847	39,849,438
Dilutive effect of options	127,674	14,426	—	62,053
Class A weighted average common shares outstanding — diluted	41,848,245	39,572,930	41,670,847	39,911,491
Class B				
Weighted average common shares outstanding — no associated dilutive shares	1,030,700	1,030,700	1,030,700	1,030,700
Total diluted weighted average common shares outstanding	<u>42,878,945</u>	<u>40,603,630</u>	<u>42,701,547</u>	<u>40,942,191</u>

Matador Resources Company and Subsidiaries
NOTES TO CONDENSED CONSOLIDATED FINANCIAL STATEMENTS
(UNAUDITED) — CONTINUED

September 30, 2011

NOTE 2 — SUMMARY OF SIGNIFICANT ACCOUNTING POLICIES — Continued

	Three Months Ended		Nine Months Ended	
	September 30,		September 30,	
	2011	2010	2011	2010
Earnings (loss) per common share				
Basic				
Class A				
Distributed earnings	\$ —	\$ —	\$ —	\$ —
Undistributed earnings (loss)	\$ 0.15	\$ 0.07	\$ (0.33)	\$ 0.18
Total	<u>\$ 0.15</u>	<u>\$ 0.07</u>	<u>\$ (0.33)</u>	<u>\$ 0.18</u>
Class B				
Distributed earnings	\$ 0.07	\$ 0.07	\$ 0.20	\$ 0.20
Undistributed earnings (loss)	\$ 0.15	\$ 0.07	\$ (0.33)	\$ 0.18
Total	<u>\$ 0.22</u>	<u>\$ 0.14</u>	<u>\$ (0.13)</u>	<u>\$ 0.38</u>
Diluted				
Class A				
Distributed earnings	\$ —	\$ —	\$ —	\$ —
Undistributed earnings (loss)	\$ 0.15	\$ 0.07	\$ (0.33)	\$ 0.18
Total	<u>\$ 0.15</u>	<u>\$ 0.07</u>	<u>\$ (0.33)</u>	<u>\$ 0.18</u>
Class B				
Distributed earnings	\$ 0.07	\$ 0.07	\$ 0.20	\$ 0.20
Undistributed earnings (loss)	\$ 0.15	\$ 0.07	\$ (0.33)	\$ 0.18
Total	<u>\$ 0.22</u>	<u>\$ 0.14</u>	<u>\$ (0.13)</u>	<u>\$ 0.38</u>

A total of 1,024,500 options to purchase shares of the Company's Class A common stock were excluded from the calculations above for the nine months ended September 30, 2011 because their effects were anti-dilutive. These options were included in the calculations above for the three months ended September 30, 2011.

Fair Value Measurements

The Company measures and reports certain assets and liabilities on a fair value basis. Fair value is the price that would be received to sell an asset or paid to transfer a liability in an orderly transaction between market participants at the measurement date (exit price). The Company follows Financial Accounting Standards Board ("FASB") guidance establishing a fair value hierarchy that prioritizes the inputs to valuation methods used to measure fair value.

The carrying amounts reported on the unaudited condensed consolidated balance sheet for cash and cash equivalents, certificates of deposit, accounts receivable, prepaid expenses, accounts payable, accrued

Matador Resources Company and Subsidiaries
NOTES TO CONDENSED CONSOLIDATED FINANCIAL STATEMENTS
(UNAUDITED) — CONTINUED
September 30, 2011

NOTE 2 — SUMMARY OF SIGNIFICANT ACCOUNTING POLICIES — Continued

liabilities, royalties payable, advances from joint interest owners, dividends payable and other liabilities approximate their fair values, due to the short-term maturity of these instruments.

At September 30, 2011, the carrying value of \$85,000,000 for the Company's borrowings (both current and long-term liabilities) under its \$150,000,000 senior secured revolving credit agreement (the "Credit Agreement") on the unaudited condensed consolidated balance sheet is approximately fair value as it is subject to short-term floating interest rates that approximate the rates available to the Company at the time.

Recent Accounting Pronouncements

Fair Value. In May 2011, the FASB issued Accounting Standards Update ("ASU") 2011-04, *Amendments to Achieve Common Fair Value Measurement and Disclosure Requirements in U.S. GAAP and IFRS* ("ASU 2011-04"). ASU 2011-04 amends Accounting Standards Codification ("ASC") 820, *Fair Value Measurements* ("ASC 820"), providing a consistent definition and measurement of fair value, as well as similar disclosure requirements between U.S. GAAP and International Financial Reporting Standards. ASU 2011-04 changes certain fair value measurement principles, clarifies the application of existing fair value measurements and expands the ASC 820 disclosure requirements, particularly for Level 3 fair value measurements. The adoption of ASU 2011-04 is not expected to have a material effect on the Company's consolidated financial statements, but may require certain additional disclosures. The amendments in ASU 2011-04 are to be applied prospectively. For public entities, the amendments are effective during interim and annual periods beginning after December 15, 2011.

NOTE 3 — ASSET RETIREMENT OBLIGATIONS

The following table summarizes the changes in the Company's asset retirement obligations for the nine months ended September 30, 2011.

Beginning asset retirement obligations	\$ 3,695,017
Liabilities incurred during period	535,251
Liabilities settled during period	(82,752)
Accretion expense	157,891
Ending asset retirement obligations	<u>\$ 4,305,407</u>

NOTE 4 — CREDIT AGREEMENT

In March 2008, the Company entered into the Credit Agreement with Comerica Bank as Administrative Agent, Syndication and Documentation Agent and Issuing Lender. The Credit Agreement is secured by a significant portion of the Company's oil and natural gas producing properties and by the equity interests of all its subsidiaries. In addition, all obligations under the Credit Agreement are guaranteed by the Company's subsidiaries. The Credit Agreement matures in March 2013.

Matador Resources Company and Subsidiaries
NOTES TO CONDENSED CONSOLIDATED FINANCIAL STATEMENTS
(UNAUDITED) — CONTINUED
September 30, 2011

NOTE 4 — CREDIT AGREEMENT — Continued

Borrowings under the Credit Agreement are limited to the lesser of \$150,000,000 or the borrowing base, which is determined by Comerica Bank semi-annually on May 1 and November 1. At September 30, 2011, the borrowing base was \$80,000,000. In May 2011, the Company amended and restated the Credit Agreement with Comerica Bank. This amendment increased the borrowing base under the Credit Agreement from \$55,000,000 to \$80,000,000 for revolving borrowings and amended the maximum leverage ratio (defined as total debt outstanding divided by a rolling four-quarter EBITDA) to 4.00 or less at all times. Under the amended and restated Credit Agreement, the Company also entered into a term loan for \$25,000,000 with a maturity date of December 31, 2011, increasing total borrowings available under the Credit Agreement to \$105,000,000 until the maturity of the term loan or a subsequent borrowing base redetermination. The term loan bears interest at LIBOR plus 5.00%, and while the term loan is outstanding, the Company's revolving borrowings under the Credit Agreement bear interest at the maximum rate of LIBOR plus 1.875%.

The Company and Comerica Bank may each request an unscheduled redetermination of the borrowing base one time during any 12-month period. The borrowing base is adjusted at the discretion of Comerica Bank and is based in part on estimates of the Company's proved oil and natural gas reserves, but also on external factors, such as Comerica Bank's lending policies and estimates of future oil and natural gas prices, over which the Company has no control. In the event of a borrowing base increase, the Company pays a fee to Comerica Bank equal to 0.25% of the amount of the increase. If the borrowing base were to be less than the outstanding borrowings under the Credit Agreement at any time, the Company would be required to provide additional collateral satisfactory in nature and value to Comerica Bank to increase the borrowing base to an amount sufficient to cover such excess or to repay the deficit in equal installments over a period of six months.

Borrowings under the Credit Agreement are subject to varying interest rates based on the total outstanding borrowings relative to the borrowing base and whether the loan is a Eurodollar loan or a base rate loan. Eurodollar loans bear interest at the Eurodollar rate plus the applicable margin of 1.250% to 1.875% based on the ratio of outstanding borrowings to the borrowing base. The Eurodollar rate for any interest period (one, two, three, six or twelve months as designated by the Company) is the rate equal to LIBOR, as published by Bloomberg Financial Markets Information Service or another source agreed upon by the Company and Comerica Bank, for deposits in United States dollars for a similar interest period. The base rate is the higher of the federal funds rate plus 1.0% or the annual rate of interest designated by Comerica Bank as its prime rate. A commitment fee of 0.250% to 0.375% based on the unused portion of the borrowing base is paid quarterly in arrears.

Key financial covenants under the Credit Agreement require the Company to maintain (1) a minimum current ratio (defined as total current assets plus availability under the Credit Agreement divided by total current liabilities) of 1.0 or greater at all times and (2) a maximum leverage ratio (defined as total debt outstanding divided by a rolling four-quarter EBITDA) of 4.00 or less at all times. Other restrictive covenants (1) prevent the Company from incurring other debt, subject to permitted exceptions, (2) prohibit the Company from declaring and paying dividends, except on its Class B common stock, and (3) limit the aggregate amount of oil and natural gas production that can be hedged pursuant to commodity hedging

Matador Resources Company and Subsidiaries
NOTES TO CONDENSED CONSOLIDATED FINANCIAL STATEMENTS
(UNAUDITED) — CONTINUED
September 30, 2011

NOTE 4 — CREDIT AGREEMENT — Continued

agreements and the maturity of those agreements. The Company was in compliance with all of Comerica Bank's covenants as of September 30, 2011 and December 31, 2010.

The Company obtained a written extension from Comerica Bank until July 15, 2011 to comply with a covenant under the Credit Agreement requiring submission of audited annual financial statements within 120 days of the prior year end. The Company submitted its 2010 audited financial statements to Comerica Bank prior to this July 15, 2011 deadline.

As of September 30, 2011, including the term loan, the Company had \$85,000,000 of outstanding borrowings under the Credit Agreement (both current and long-term liabilities) and \$1,262,934 in letters of credit secured by the Credit Agreement. All borrowings under the Credit Agreement were Eurodollar loans. The term loan bears interest at approximately 5.3% and the other borrowings bear interest at approximately 2.2%.

NOTE 5 — COMMON STOCK

In October 2010, the Board of Directors approved and authorized the private offering and sale of additional shares of the Company's Class A common stock at \$11.00 per share in the period from October 2010 through January 2011. As of December 31, 2010, the Company sold 1,868,427 shares and received net proceeds of \$20,536,167. In January 2011, the Company sold an additional 53,772 shares as part of this offering and received net proceeds of \$584,918.

NOTE 6 — DERIVATIVE FINANCIAL INSTRUMENTS

From time to time, the Company uses derivative financial instruments to hedge its exposure to commodity price risk associated with natural gas prices. These instruments consist of put and call options in the form of costless collars. The Company records derivative financial instruments on its balance sheet as either an asset or a liability measured at fair value. The Company has elected not to apply hedge accounting for its existing derivative financial instruments. As a result, the Company recognizes the change in derivative fair value between reporting periods currently in its consolidated statement of operations as an unrealized gain or loss. The fair value of the Company's derivative financial instruments is determined for interim periods based on its counterparty's valuation model. The Company verifies its counterparty's valuation model annually for its reasonableness with an independent third-party valuation using observable, market-corroborated inputs.

The Company has entered into various costless collar transactions to mitigate its exposure to natural gas price volatility, each with an established price floor and ceiling. For each calculation period, the specified price for determining the realized gain or loss to the Company pursuant to any of these transactions is the settlement price for the NYMEX Henry Hub natural gas futures contract for the delivery month corresponding to the calculation period's calendar month for the last day of that contract period. When the settlement price is below the price floor established by these collars, the Company receives from Comerica Bank, as counterparty, an amount equal to the difference between the settlement price and the

Matador Resources Company and Subsidiaries
NOTES TO CONDENSED CONSOLIDATED FINANCIAL STATEMENTS
(UNAUDITED) — CONTINUED

September 30, 2011

NOTE 6 — DERIVATIVE FINANCIAL INSTRUMENTS — Continued

price floor multiplied by the contract natural gas volume hedged. When the settlement price is above the price ceiling established by these collars, the Company pays to Comerica Bank, as counterparty, an amount equal to the difference between the settlement price and the price ceiling multiplied by the contract natural gas volume hedged. These transactions expose the Company to potential credit risk from its single counterparty, Comerica Bank; however, the Company believes that any credit risk posed is insignificant and is offset by the credit worthiness of Comerica Bank.

At September 30, 2011, the Company had various costless collar contracts open and in place, each with a specific term (calculation period), notional quantity (volume hedged) and price floor and ceiling. Each contract is set to expire at varying times during 2011, 2012 and 2013. The Company had no hedging contracts in place with regard to any of its oil production at September 30, 2011.

The following table presents the fair value of the Company's open natural gas costless collar contracts at September 30, 2011.

<u>Commodity</u>	<u>Calculation Period</u>	<u>Notional Quantity (MMBtu/ month)</u>	<u>Price Floor (\$/MMBtu)</u>	<u>Price Ceiling (\$/MMBtu)</u>	<u>September 30, 2011 Fair Value of Asset</u>
Natural Gas	01/01/2010 - 12/31/2011	50,000	5.25	8.10	\$ 218,361
Natural Gas	01/01/2010 - 12/31/2011	50,000	5.50	7.65	255,695
Natural Gas	01/01/2010 - 12/31/2011	50,000	5.00	8.65	181,214
Natural Gas	01/01/2010 - 12/31/2011	50,000	5.50	7.70	255,695
Natural Gas	01/01/2011 - 12/31/2011	90,000	5.50	7.85	460,251
Natural Gas	07/01/2011 - 12/31/2012	300,000	4.50	5.60	2,322,636
Natural Gas	07/01/2011 - 07/13/2013	150,000	4.50	5.75	1,356,034
Natural Gas	01/01/2012 - 12/31/2012	150,000	4.25	6.17	628,226
Total					<u>\$ 5,678,112</u>

Additional Disclosures about Derivative Financial Instruments

The following table summarizes the location and fair value of all derivative financial instruments recorded in the consolidated balance sheets for the periods presented. These derivative financial instruments are not designated as hedging instruments.

<u>Type of Instrument</u>	<u>Location in Balance Sheet</u>	<u>September 30, 2011</u>	<u>December 31, 2010</u>
Derivative Instrument			
Natural Gas	Current assets: Derivative instruments	\$ 4,890,628	\$ 4,144,411
	Other assets: Derivative instruments	787,484	-
Total		<u>\$ 5,678,112</u>	<u>\$ 4,144,411</u>

Matador Resources Company and Subsidiaries
NOTES TO CONDENSED CONSOLIDATED FINANCIAL STATEMENTS
(UNAUDITED) — CONTINUED
September 30, 2011

NOTE 6 — DERIVATIVE FINANCIAL INSTRUMENTS — Continued

The following table summarizes the location and fair value of all derivative financial instruments recorded in the consolidated statements of operations for the periods presented. These derivative financial instruments are not designated as hedging instruments.

Type of Instrument	Location in Statement of Operations	Three Months Ended September 30,		Nine Months Ended September 30,	
		2011	2010	2011	2010
Derivative Instrument					
Natural Gas	Revenues: Realized gain on derivatives	\$ 1,435,340	\$ 1,172,040	\$ 4,237,540	\$ 2,988,000
	Revenues: Unrealized gain on derivatives	2,870,086	2,540,813	1,533,701	5,812,563
Total		<u>\$ 4,305,426</u>	<u>\$ 3,712,853</u>	<u>\$ 5,771,241</u>	<u>\$ 8,800,563</u>

NOTE 7 — FAIR VALUE MEASUREMENTS

The Company measures and reports certain financial and non-financial assets and liabilities on a fair value basis. Fair value is the price that would be received to sell an asset or paid to transfer a liability in an orderly transaction between market participants at the measurement date (exit price). Fair value measurements are classified and disclosed in one of the following categories.

Level 1	Unadjusted quoted prices in active markets that are accessible at the measurement date for identical, unrestricted assets or liabilities. Active markets are considered to be those in which transactions for the assets or liabilities occur in sufficient frequency and volume to provide pricing information on an ongoing basis.
Level 2	Quoted prices in markets that are not active, or inputs which are observable, either directly or indirectly, for substantially the full term of the asset or liability. This category includes those derivative instruments that are valued using observable market data. Substantially all of these inputs are observable in the marketplace throughout the full term of the derivative instrument, can be derived from observable data or supported by observable levels at which transactions are executed in the marketplace.
Level 3	Unobservable inputs that are not corroborated by market data. This category is comprised of financial and non-financial assets and liabilities whose fair value is estimated based on internally developed models or methodologies using significant inputs that are generally less readily observable from objective sources.

Financial and non-financial assets and liabilities are classified based on the lowest level of input that is significant to the fair value measurement. The assessment of the significance of a particular input to the fair value measurement requires judgment, which may affect the valuation of the fair value of assets and liabilities and their placement within the fair value hierarchy levels.

Matador Resources Company and Subsidiaries
NOTES TO CONDENSED CONSOLIDATED FINANCIAL STATEMENTS
(UNAUDITED) — CONTINUED
September 30, 2011

NOTE 7 — FAIR VALUE MEASUREMENTS — Continued

The following tables summarize the valuation of the Company's financial assets and liabilities that were accounted for at fair value on a recurring basis in accordance with the classifications provided above as of September 30, 2011 and December 31, 2010.

<u>Description</u>	Fair Value Measurements at September 30, 2011 using			
	<u>Level 1</u>	<u>Level 2</u>	<u>Level 3</u>	<u>Total</u>
Assets (Liabilities)				
Certificates of deposit	\$ —	\$2,085,313	\$ —	\$2,085,313
Derivative instruments	—	5,678,112	—	5,678,112
Total	<u>\$ —</u>	<u>\$7,763,425</u>	<u>\$ —</u>	<u>\$7,763,425</u>

<u>Description</u>	Fair Value Measurements at December 31, 2010 using			
	<u>Level 1</u>	<u>Level 2</u>	<u>Level 3</u>	<u>Total</u>
Assets (Liabilities)				
Certificates of deposit	\$ —	\$2,349,313	\$ —	\$2,349,313
Derivative instruments	—	4,144,411	—	4,144,411
Total	<u>\$ —</u>	<u>\$6,493,724</u>	<u>\$ —</u>	<u>\$6,493,724</u>

Additional disclosures related to derivative financial instruments are provided in Note 6. For purposes of fair value measurement, the Company determined that certificates of deposit and derivative financial instruments (e.g., natural gas derivatives) should be classified at Level 2.

The Company accounts for additions to asset retirement obligations and lease and well equipment inventory at fair value on a non-recurring basis. The following tables summarize the valuation of the Company's assets and liabilities that were accounted for at fair value on a non-recurring basis for the periods ended September 30, 2011 and December 31, 2010.

<u>Description</u>	Fair Value Measurements for the period ended September 30, 2011 using			
	<u>Level 1</u>	<u>Level 2</u>	<u>Level 3</u>	<u>Total</u>
Assets (Liabilities)				
Asset retirement obligations	\$ —	\$ —	\$(535,251)	\$(535,251)
Total	<u>\$ —</u>	<u>\$ —</u>	<u>\$(535,251)</u>	<u>\$(535,251)</u>

Matador Resources Company and Subsidiaries
NOTES TO CONDENSED CONSOLIDATED FINANCIAL STATEMENTS
(UNAUDITED) — CONTINUED

September 30, 2011

NOTE 7 — FAIR VALUE MEASUREMENTS — Continued

<u>Description</u>	<u>Fair Value Measurements for the period ended</u> <u>December 31, 2010 using</u>			
	<u>Level 1</u>	<u>Level 2</u>	<u>Level 3</u>	<u>Total</u>
Assets (Liabilities)				
Asset retirement obligations	\$ —	\$ —	\$(847,845)	\$(847,845)
Lease and well equipment inventory	—	—	442,500	442,500
Total	<u>\$ —</u>	<u>\$ —</u>	<u>\$(405,345)</u>	<u>\$(405,345)</u>

For purposes of fair value measurement, the Company determined that the additions to asset retirement obligations should be classified at Level 3. The Company recorded additions to asset retirement obligations of \$535,251 for the nine months ended September 30, 2011 and \$847,845 for the year ended December 31, 2010, respectively.

For purposes of fair value measurement, the Company determined that lease and well equipment inventory should be classified at Level 3. The Company recorded an impairment to some of its equipment held in inventory, consisting primarily of drilling rig parts, of \$50,000 in 2010. The Company periodically obtains estimates of the market value of its drilling rig parts held in inventory from an independent third-party seller of similar equipment and uses these estimates as a basis for its measurement of the fair value of its drilling rig parts.

NOTE 8 — COMMITMENTS AND CONTINGENCIES

Office Lease

The Company's corporate headquarters are located in 28,743 square feet of office space at One Lincoln Centre, 5400 LBJ Freeway, Suite 1500, Dallas, Texas. In April 2011, the Company agreed to a restated third amendment to its office lease agreement, in which the office space was increased from 20,849 square feet to 28,743 square feet and the term of the lease was extended from July 1, 2011 to June 30, 2022. The effective base rate over the term of the new lease is \$19.75 per square foot per year. The base rate escalates several times during the course of the lease, specifically in July 2015, July 2017, July 2019 and July 2020.

Other Capital Commitments

At September 30, 2011, the Company had entered into two drilling rig contracts to explore and develop its Eagle Ford acreage in south Texas. The first rig began drilling on the Company's acreage in September 2011 and the Company anticipates that the second rig will begin drilling operations on its acreage in south Texas in November 2011. Both contracts are for a term of six months. Should the Company elect to terminate both contracts and if the drilling contractor were unable to secure work for both rigs or if the drilling contractor were unable to secure work for both rigs at the same daily rates being charged to the Company prior to the end of their respective terms, the Company would incur termination obligations for either or both rigs. The Company's maximum outstanding aggregate capital commitment on these contracts was approximately \$5.1 million at September 30, 2011.

Matador Resources Company and Subsidiaries
NOTES TO CONDENSED CONSOLIDATED FINANCIAL STATEMENTS
(UNAUDITED) — CONTINUED

September 30, 2011

NOTE 8 — COMMITMENTS AND CONTINGENCIES — Continued

At September 30, 2011, the Company had outstanding capital commitments to participate in the drilling and completion of various non-operated wells in the Haynesville shale in north Louisiana. The Company has working interests ranging from 0.03% to 4.4% in these wells, and most of these wells are already in progress. The Company's estimated minimum outstanding aggregate capital commitments at September 30, 2011 for its participation in these non-operated Haynesville wells are approximately \$1.7 million.

At September 30, 2011, the Company had outstanding capital commitments with a geophysical contractor for two 3D seismic acquisition projects on a portion of its Eagle Ford acreage in south Texas and with a division of Core Laboratories, LP for core analysis services. At September 30, 2011, the outstanding aggregate capital commitments for these projects were approximately \$310,000.

In June 2011, the Company awarded bonuses to certain of its current employees, but not including any of its executive officers, in the aggregate amount of \$1,240,000. These bonuses will be payable in a lump sum to each of these employees in June 2014, provided each continues to remain an employee in good standing with the Company at that time.

Loan Program

As of September 30, 2011, the Company has guaranteed the loans of eight employees (including the Executive Vice President, Chief Financial Officer and Chief Operating Officer, the Executive Vice President — Operations and the Vice President — Reservoir Engineering) with a financial institution pursuant to its Employee Option Exercise Loan Program ("Loan Program") in the aggregate amount of \$1,326,000. The Company considers the fair value of this aggregate guaranty to be minimal and has recorded no liability provision associated with this guaranty on its consolidated balance sheets in any reporting period presented. The Company's Board of Directors terminated the Loan Program in April 2011, and the Company is no longer authorized to provide financial guaranties for additional loans. No new loans were guaranteed in 2011 prior to the termination of the Loan Program by the Board of Directors. No director nor the Company's Chairman and Chief Executive Officer has ever participated in the Loan Program.

Legal Proceedings

The Company is a defendant in six lawsuits encountered in the ordinary course of its business, none of which, in the opinion of management, will have a material adverse impact on the Company's financial position, results of operations or cash flows. Certain of these matters are covered to an extent by insurance. In other cases, the Company believes it has a meritorious defense.

Matador Resources Company and Subsidiaries
NOTES TO CONDENSED CONSOLIDATED FINANCIAL STATEMENTS
(UNAUDITED) — CONTINUED
September 30, 2011

NOTE 9 — SUPPLEMENTAL DISCLOSURESAccrued Liabilities

The following table summarizes the Company's current accrued liabilities at September 30, 2011 and December 31, 2010.

	September 30,	December 31,
	2011	2010
Accrued evaluated and unproved and unevaluated property costs	\$ 12,524,849	\$ 12,119,475
Accrued support equipment and facilities costs	152,553	40,145
Accrued cost to issue equity	185,941	359,175
Accrued stock-based compensation	1,807,318	1,095,014
Accrued lease operating expenses	971,540	428,481
Accrued interest on bank borrowings	244,915	3,235
Other	3,207,940	613,021
Total accrued liabilities	<u>\$ 19,095,056</u>	<u>\$ 14,658,546</u>

Supplemental Cash Flow Information

The following table provides supplemental disclosures of cash flow information for the nine months ended September 30, 2011 and 2010.

	Nine Months Ended	
	September 30,	
	2011	2010
Asset retirement obligations related to mineral properties	\$ 437,329	\$ 82,056
Asset retirement obligations related to support equipment and facilities	15,170	88,192
(Decrease)/increase in liabilities for oil and natural gas properties capital expenditures	(3,637,909)	8,461,734
Increase in liabilities for support equipment and facilities	112,408	—
Issuance of common stock and treasury stock for Board and advisor services	124,500	146,250
Decrease in liabilities for accrued cost to issue equity	(173,235)	—
Stock-based compensation expense recognized as liability	(714,934)	—
Transfer of costs to support equipment and facilities from oil and natural gas properties capital expenditures	128,856	—
Transfer of inventory from oil and natural gas properties	(313,412)	308,225
Interest paid, net of capitalized interest	201,024	—

NOTE 10 — SUBSEQUENT EVENTS

Subsequent events have been evaluated by the Company through December 30, 2011, the date the interim unaudited condensed consolidated financial statements were available to be issued.

Matador Resources Company and Subsidiaries
NOTES TO CONDENSED CONSOLIDATED FINANCIAL STATEMENTS
(UNAUDITED) — CONTINUED
September 30, 2011

NOTE 10 — SUBSEQUENT EVENTS — Continued

On August 12, 2011, the Company filed a Form S-1 Registration Statement under the Securities Act of 1933 with the SEC to commence the initial public offering of its common stock. The Company's common stock will not be sold to the public and the Company will not be a public company until the SEC declares the Registration Statement effective and the Company's underwriters complete the sale of its common stock. The Company filed Amendment No. 1 to the Form S-1 Registration Statement on November 14, 2011. As of December 30, 2011, the Company's Registration Statement has not been declared effective and is still under review by the SEC.

On November 29 and December 27, 2011, the Company entered into various costless collar transactions to mitigate its exposure to oil price volatility, each with an established price floor and ceiling, as summarized in the table below.

<u>Commodity</u>	<u>Calculation Period</u>	<u>Notional Quantity</u> (Bbl/ month)	<u>Price Floor</u> (\$/Bbl)	<u>Price Ceiling</u> (\$/Bbl)
Oil	12/01/2011 - 12/31/2012	20,000	90.00	104.20
Oil	01/01/2012 - 12/31/2012	10,000	90.00	108.00
Oil	01/01/2013 - 12/31/2013	20,000	85.00	102.25

For each calculation period, the specified price for determining the realized gain or loss to the Company pursuant to any of these oil hedging transactions is the arithmetic average of the settlement prices for the NYMEX West Texas Intermediate oil futures contract for the first nearby month corresponding to the calculation period's calendar month. When the settlement price is below the price floor established by these collars, the Company receives from Comerica Bank, as counterparty, an amount equal to the difference between the settlement price and the price floor multiplied by the contract oil volume hedged. When the settlement price is above the price ceiling established by these collars, the Company pays to Comerica Bank, as counterparty, an amount equal to the difference between the settlement price and the price ceiling multiplied by the contract oil volume hedged.

On December 30, 2011, the Company amended and restated its Credit Agreement with Comerica Bank as Administrative Agent. Among other things, this amendment increased the size of the credit facility and extended the term to December 2016. MRC Energy Company is the borrower under the new amended and restated Credit Agreement. Borrowings are secured by mortgages on substantially all of the Company's oil and natural gas producing properties and by the equity interests of certain of MRC Energy Company's wholly owned subsidiaries. In addition, all obligations under the Credit Agreement are guaranteed by Matador Resources Company, the parent corporation. Key financial covenants under the amended and restated Credit Agreement remain the same.

The amount of the borrowings under the new amended and restated Credit Agreement is limited to the lesser of \$400,000,000 or the borrowing base, which was increased to \$125,000,000 on December 30, 2011. The \$25,000,000 term loan was refinanced by borrowings under the amended and restated Credit

Matador Resources Company and Subsidiaries
NOTES TO CONDENSED CONSOLIDATED FINANCIAL STATEMENTS
(UNAUDITED) — CONTINUED
September 30, 2011

NOTE 10 — SUBSEQUENT EVENTS — Continued

Agreement. As of December 30, 2011, the Company had \$113,000,000 of outstanding borrowings under the new Credit Agreement and \$1,262,934 in letters of credit issued pursuant to the Credit Agreement. All borrowings under the Credit Agreement bear interest at approximately 5.3% per annum.

APPENDIX A

GLOSSARY OF OIL AND NATURAL GAS TERMS

The following is a description of the meanings of some of the oil and natural gas industry terms used in this prospectus.

Bbl. One stock tank barrel, or 42 U.S. gallons liquid volume, used in this prospectus in reference to crude oil or other liquid hydrocarbons.

Bcf. One billion cubic feet.

Bcfe. One billion cubic feet of natural gas equivalents, determined using the ratio of six Mcf of natural gas to one Bbl of crude oil, condensate or natural gas liquids.

BOE. Barrels of oil equivalent, determined using the ratio of one Bbl of crude oil, condensate or natural gas liquids, to six Mcf of natural gas.

Btu or British thermal unit. The quantity of heat required to raise the temperature of one pound of water by one degree Fahrenheit.

Completion. The operations required to establish production of oil or natural gas from a wellbore, usually involving perforations, stimulation and/or installation of permanent equipment in the well, or in the case of a dry hole, the reporting of abandonment to the appropriate agency.

Condensate. Liquid hydrocarbons associated with the production of a primarily natural gas reserve.

Conventional resources. Natural gas or oil that is produced by a well drilled into a geologic formation in which the reservoir and fluid characteristics permit the natural gas or oil to readily flow to the wellbore.

Coring. Coring is the act of taking a core. A core is a solid column of rock, usually from two to four inches in diameter, taken as a sample of an underground formation. It is common practice to take cores from wells in the process of being drilled. A core bit is attached to the end of the drill pipe. The core bit then cuts a column of rock from the formation being penetrated. The core is then removed and tested for evidence of oil or natural gas, and its characteristics (porosity, permeability, etc.) are determined.

Developed acreage. The number of acres that are allocated or assignable to productive wells.

Development well. A well drilled into a proved oil or natural gas reservoir to the depth of a stratigraphic horizon known to be productive.

Dry hole. A well found to be incapable of producing hydrocarbons in sufficient quantities such that proceeds from the sale of such production exceed production-related expenses and taxes.

Exploratory well. A well drilled to find and produce oil or natural gas reserves not classified as proved, to find a new reservoir in a field previously found to be productive of oil or natural gas in another reservoir or to extend a known reservoir.

Farmin or farmout. An agreement under which the owner of a working interest in an oil or natural gas lease assigns the working interest or a portion of the working interest to another party who desires to drill on the leased acreage. Generally, the assignee is required to drill one or more wells in order to earn its

[Table of Contents](#)

[Index to Financial Statements](#)

interest in the acreage. The assignor usually retains a royalty or reversionary interest in the lease. The interest received by an assignee is a “farmin” while the interest transferred by the assignor is a “farmout.”

FERC. Federal Energy Regulatory Commission.

Field. An area consisting of a single reservoir or multiple reservoirs all grouped on or related to the same individual geological structural feature and/or stratigraphic condition.

Fracture stimulation technology. The technique of improving a well’s production or injection rates by pumping a mixture of fluids into the formation and rupturing the rock, creating an artificial channel. As part of this technique, sand or other material may also be injected into the formation to prop the channel open, so that fluids or gases may more easily flow from the formation, through the fracture channel and into the wellbore. This technique may also be referred to as hydraulic fracturing.

Gross acres or gross wells. The total acres or wells in which a working interest is owned.

Held by production. An oil and natural gas property under lease in which the lease continues to be in force after the primary term of the lease in accordance with its terms as a result of production from the property.

Horizontal drilling or well. A drilling operation in which a portion of the well is drilled horizontally within a productive or potentially productive formation. This operation typically yields a horizontal well that has the ability to produce higher volumes than a vertical well drilled in the same formation. A horizontal well is designed to replace multiple vertical wells, resulting in lower capital expenditures for draining like acreage and limiting surface disruption.

Liquids. Liquids, or natural gas liquids, are marketable liquid products including ethane, propane, butane and pentane resulting from the further processing of liquefiable hydrocarbons separated from raw natural gas by a gas processing facility.

MBbl. One thousand barrels of crude oil or other liquid hydrocarbons.

Mcf. One thousand cubic feet of natural gas.

Mcfe. One thousand cubic feet of natural gas equivalents, determined using the ratio of six Mcf of natural gas to one Bbl of crude oil, condensate or natural gas liquids.

MMBtu. One million British thermal units.

MMcf. One million cubic feet of natural gas.

MMcf/d. MMcf per day.

MMcfe. One million cubic feet of natural gas equivalents, determined using the ratio of six Mcf of natural gas to one Bbl of crude oil, condensate or natural gas liquids.

MMcfe/day. MMcfe per day.

Net acres or net wells. The sum of the fractional working interest owned in gross acres or wells.

Net revenue interest. The interest that defines the percentage of revenue that an owner of a well receives from the sale of oil, gas and/or natural gas liquids that are produced from the well.

NYMEX. New York Mercantile Exchange.

[Table of Contents](#)

[Index to Financial Statements](#)

Overriding royalty interest. A fractional interest in the gross production of oil and natural gas under a lease, in addition to the usual royalties paid to the lessor, free of any expense for exploration, drilling, development, operating, marketing and other costs incident to the production and sale of oil and natural gas produced from the lease. It is an interest carved out of the lessee's working interest, as distinguished from the lessor's reserved royalty interest.

Permeability. A reference to the ability of oil and/or natural gas to flow through a reservoir.

Petrophysical analysis. The interpretation of well log measurements, obtained from a string of electronic tools inserted into the borehole, and from core measurements, in which rock samples are retrieved from the subsurface, then combining these measurements with other relevant geological and geophysical information to describe the reservoir rock properties.

Play. A set of known or postulated oil and/or natural gas accumulations sharing similar geologic, geographic and temporal properties, such as source rock, migration pathways, timing, trapping mechanism and hydrocarbon type.

Possible reserves. Additional reserves that are less certain to be recognized than probable reserves.

Probable reserves. Additional reserves that are less certain to be recognized than proved reserves but which, in sum with proved reserves, are as likely as not to be recovered.

Producing well, production well or productive well. A well that is found to be capable of producing hydrocarbons in sufficient quantities such that proceeds from the sale of the well's production exceed production-related expenses and taxes.

Properties. Natural gas and oil wells, production and related equipment and facilities and natural gas, oil or other mineral fee, leasehold and related interests.

Prospect. A specific geographic area which, based on supporting geological, geophysical or other data and also preliminary economic analysis using reasonably anticipated prices and costs, is considered to have potential for the discovery of commercial hydrocarbons.

Proved developed non-producing. Hydrocarbons in a potentially producing horizon penetrated by a wellbore, the production of which has been postponed pending installation of surface equipment or gathering facilities, or pending the production of hydrocarbons from another formation penetrated by the wellbore. The hydrocarbons are classified as proved but non-producing reserves.

Proved developed reserves. Proved reserves that can be expected to be recovered through existing wells and facilities and by existing operating methods.

Proved reserves. Reserves of oil and natural gas that have been proved to a high degree of certainty by analysis of the producing history of a reservoir and/or by volumetric analysis of adequate geological and engineering data.

Proved undeveloped reserves. Proved reserves that are expected to be recovered from new wells on undrilled acreage or from existing wells where a relatively major expenditure is required for recompletion.

Recompletion. Completing in the same wellbore to reach a new reservoir after production from the original reservoir has been abandoned.

Repeatability. The potential ability to drill multiple wells within a prospect or trend.

[Table of Contents](#)

[Index to Financial Statements](#)

Reservoir. A porous and permeable underground formation containing a natural accumulation of producible oil and/or natural gas that is confined by impermeable rock or water barriers and is individual and separate from other reservoirs.

Royalty interest. An interest in an oil and natural gas lease that gives the owner of the interest the right to receive a portion of the production from the leased acreage (or of the proceeds of the sale thereof), but generally does not require the owner to pay any portion of the costs of drilling or operating the wells on the leased acreage. Royalties may be either landowner's royalties, which are reserved by the owner of the leased acreage at the time the lease is granted, or overriding royalties, which are usually reserved by an owner of the leasehold in connection with a transfer to a subsequent owner.

2-D seismic. The method by which a cross-section of the earth's subsurface is created through the interpretation of reflecting seismic data collected along a single source profile.

3-D seismic. The method by which a three-dimensional image of the earth's subsurface is created through the interpretation of reflection seismic data collected over a surface grid. 3-D seismic surveys allow for a more detailed understanding of the subsurface than do 2-D seismic surveys and contribute significantly to field appraisal, exploitation and production.

Trend. A region of oil and/or natural gas production, the geographic limits of which have not been fully defined, having geological characteristics that have been ascertained through supporting geological, geophysical or other data to contain the potential for oil and/or natural gas reserves in a particular formation or series of formations.

Unconventional resource play. A set of known or postulated oil and or gas resources or reserves warranting further exploration which are extracted from (i) low-permeability sandstone and shale formations and (ii) coalbed methane. These plays require the application of advanced technology to extract the oil and natural gas resources.

Undeveloped acreage. Lease acreage on which wells have not been drilled or completed to a point that would permit the production of commercial quantities of oil and natural gas, regardless of whether such acreage contains proved reserves. Undeveloped acreage is usually considered to be all acreage that is not allocated or assignable to productive wells.

Unproved and unevaluated properties. Refers to properties where no drilling or other actions have been undertaken that permit such property to be classified as proved.

Vertical well. A hole drilled vertically into the earth from which oil, natural gas or water flows or is pumped.

Visualization. An exploration technique in which the size and shape of subsurface features are mapped and analyzed based upon information derived from well logs, seismic data and other well information.

Volumetric reserve analysis. A technique used to estimate the amount of recoverable oil and natural gas. It involves calculating the volume of reservoir rock and adjusting that volume for the rock porosity, hydrocarbon saturation, formation volume factor and recovery factor.

Wellbore. The hole made by a well.

Working interest. The operating interest that gives the owner the right to drill, produce and conduct operating activities on the property and receive a share of production.

[Table of Contents](#)

[Index to Financial Statements](#)

13,333,334 Shares



Common Stock

Prospectus

•, 2012

RBC CAPITAL MARKETS

HOWARD WEIL INCORPORATED
SIMMONS & COMPANY INTERNATIONAL

JEFFERIES

STEPHENS INC.

CITIGROUP

STIFEL NICOLAUS WEISEL
COMERICA SECURITIES

Part II
INFORMATION NOT REQUIRED IN PROSPECTUS

Item 13. Other Expenses of Issuance and Distribution

The following table sets forth an itemized statement of the amounts of all expenses (excluding underwriting discounts and commissions) payable by us in connection with the registration of the common stock offered hereby. With the exception of the Registration Fee, FINRA Filing Fee and New York Stock Exchange listing fee, the amounts set forth below are estimates. The selling shareholders will not bear any portion of such expenses.

SEC Registration Fee	\$ 26,583
FINRA Filing Fee	23,500
New York Stock Exchange listing fee	150,000
Accountants' fees and expenses	392,000
Legal fees and expenses	1,780,000
Printing and engraving expenses	357,000
Transfer agent and registrar fees	25,000
Miscellaneous	245,917
Total	<u>\$ 3,000,000</u>

Item 14. Indemnification of Directors and Officers

Our certificate of formation provides that our directors are not liable to the company or its shareholders for monetary damages for an act or omission in their capacity as a director. A director may, however, be found liable for:

- any breach of the director's duty of loyalty to the company or its shareholders;
- acts or omissions not in good faith that constitute a breach of the director's duty to the company;
- acts or omissions that involve intentional misconduct or a knowing violation of law;
- any transaction from which the director receives an improper benefit; or
- acts or omissions for which the liability is expressly provided by an applicable statute.

Our certificate of formation and the bylaws which will become effective upon the closing of the offering also provide that we will indemnify our directors and our officers, and may indemnify our employees and agents, to the fullest extent permitted by applicable Texas law from any expenses, liabilities or other matters. Insofar as indemnification for liabilities arising under the Securities Act may be permitted for directors, officers and controlling persons of Matador under our certificate of formation, it is the position of the SEC that such indemnification is against public policy as expressed in the Securities Act and is, therefore, unenforceable.

Further, our certificate of formation and the bylaws which will become effective upon the closing of the offering permit us to maintain insurance on behalf of our directors, officers, employees and agents against expense, liability or loss asserted incurred by them in their capacities as directors, officers, employees and agents. We have obtained directors' and officers' insurance to cover our directors, officers and our employees for certain liabilities.

We have entered into indemnification agreements with each of our officers and directors. Under these agreements, we have agreed to indemnify the director or officer who acts on behalf of Matador and is made or threatened to be made a party to any action or proceeding for expenses, judgments, fines and amounts paid in settlement that are actually and reasonably incurred in connection with the action or proceeding. The indemnity provisions apply whether the action was instituted by a third party or by us. Generally, the principal limitation on our obligation to indemnify the director or officer will be if it is determined by a court of law, not subject to further appeal, that indemnification is prohibited by applicable law or the provisions of the indemnification agreement.

Item 15. Recent Sales of Unregistered Securities

In the three years preceding the filing of this registration statement, we have issued and sold the following securities that were not registered under the Securities Act:

1. During 2008, we issued an aggregate of 235,500 shares of common stock pursuant to the exercise of stock options held by certain directors, employees and consultants and received an aggregate of \$1,048,500 for such exercises. The issuance of these shares was exempt from the registration requirements of the Securities Act pursuant to Rule 701.
2. During 2008, we issued an aggregate of 2,775 shares of our common stock to our outside directors and advisors in connection with their service to the board. These shares were issued in transactions exempt from the registration requirements of the Securities Act under Section 4(2) of the Securities Act.
3. In October 2008, we issued 3,000 shares of our common stock at a fair market value of \$13.33 per share to a consultant in exchange for services performed. These shares were issued in a transaction exempt from the registration requirements of the Securities Act under Section 4(2) of the Securities Act.
4. During 2009, we issued an aggregate of 343,500 shares of common stock pursuant to the exercise of stock options held by certain directors, employees and consultants and received an aggregate of \$1,281,500 for such exercises. The issuance of these shares was exempt from the registration requirements of the Securities Act pursuant to Rule 701.
5. During 2009, we issued an aggregate of 5,375 shares of our common stock to our outside directors and advisors in connection with their service to the board. These shares were issued in transactions exempt from the registration requirements of the Securities Act under Section 4(2) of the Securities Act.
6. In June 2009, we sold 166,667 shares of our common stock to an accredited investor for the consideration of \$1,000,002. These shares were issued in a transaction exempt from the registration requirements of the Securities Act under Section 4(2) of the Securities Act.
7. In July 2009, we sold 20,550 shares of our common stock to an accredited investor for the consideration of \$102,750. These shares were issued in a transaction exempt from the registration requirements of the Securities Act under Section 4(2) of the Securities Act.
8. In July 2009, we sold 333,334 shares of our common stock to an accredited investor for the consideration of \$2,000,004. These shares were issued in a transaction exempt from the registration requirements of the Securities Act under Section 4(2) of the Securities Act.
9. In July 2009, we issued 500 shares of our common stock at a fair market value of \$5.00 per share to an advisor in exchange for services performed. These shares were issued in a transaction exempt from the registration requirements of the Securities Act under Section 4(2) of the Securities Act.

[Table of Contents](#)

[Index to Financial Statements](#)

10. In August 2009, we sold 77,700 shares of our common stock to an accredited investor for the consideration of \$524,475. These shares were issued in a transaction exempt from the registration requirements of the Securities Act under Section 4(2) of the Securities Act.

11. In May through September 2009, we sold 4,950,694 shares of our common stock to certain investors for the aggregate consideration of \$28,075,118. These shares were issued in a transaction exempt from the registration requirements of the Securities Act under Section 4(2) of the Securities Act and Rule 506.

12. In November 2009, we sold 13,500 shares of our common stock to an accredited investor for the consideration of \$101,250. These shares were issued in a transaction exempt from the registration requirements of the Securities Act under Section 4(2) of the Securities Act.

13. In December 2009, we sold 10,000 shares of our common stock to an accredited investor for the consideration of \$75,000. These shares were issued in a transaction exempt from the registration requirements of the Securities Act under Section 4(2) of the Securities Act.

14. In December 2009, we sold 40,000 shares of our common stock to an accredited investor for the consideration of \$300,000. These shares were issued in a transaction exempt from the registration requirements of the Securities Act under Section 4(2) of the Securities Act.

15. In December 2009, we sold 8,000 shares of our common stock to an accredited investor for the consideration of \$60,000. These shares were issued in a transaction exempt from the registration requirements of the Securities Act under Section 4(2) of the Securities Act.

16. During 2010, we issued an aggregate of 392,375 shares of common stock pursuant to the exercise of stock options held by certain employees and received an aggregate of \$1,978,375 for such exercises. The issuance of these shares was exempt from the registration requirements of the Securities Act pursuant to Rule 701.

17. During 2010, we issued an aggregate of 20,250 shares of our common stock to our outside directors and advisors in connection with their service to the board. These shares were issued in transactions exempt from the registration requirements of the Securities Act under Section 4(2) of the Securities Act.

18. In June 2010, we issued 11,000 shares of our common stock to an accredited investor for the consideration of \$99,000. These shares were issued in a transaction exempt from the registration requirements of the Securities Act under Section 4(2) of the Securities Act.

19. In September 2010, we issued 250 shares of our common stock at a fair market value of \$9.00 per share to an advisor in exchange for services performed. These shares were issued in a transaction exempt from the registration requirements of the Securities Act under Section 4(2) of the Securities Act.

20. In October 2010, we issued 5,000 shares of our common stock at a fair market value of \$11.00 per share to a consultant in exchange for services performed. These shares were issued in a transaction exempt from the registration requirements of the Securities Act under Section 4(2) of the Securities Act.

21. In December 2010, we issued 500 shares of our common stock at a fair market value of \$11.00 per share to an advisor in exchange for services performed. These shares were issued in a transaction exempt from the registration requirements of the Securities Act under Section 4(2) of the Securities Act.

[Table of Contents](#)

[Index to Financial Statements](#)

22. From October 2010 through January 2011, we sold 1,922,199 shares of our common stock to accredited investors for the aggregate consideration of \$21,144,189. These shares were issued in a transaction exempt from the registration requirements of the Securities Act under Section 4(2) of the Securities Act and Rule 506.

23. During 2011, we issued an aggregate of 93,001 shares of common stock pursuant to the exercise of stock options held by certain directors and employees and received an aggregate of \$837,009 for such exercises. The issuance of these shares was exempt from the registration requirements of the Securities Act pursuant to Rule 701.

24. During 2011, we issued an aggregate of 17,500 shares of our common stock to our outside directors and advisors in connection with their service to the board. These shares were issued in transactions exempt from the registration requirements of the Securities Act under Section 4(2) of the Securities Act.

25. In October 2011, we issued an aggregate of 2,575 shares of our common stock to General Mills, Inc. Benefits Finance Committee on behalf of General Mills Group Trust and Voluntary Employees Beneficiary Assoc. Trust General Mills & Bakery, Confectionary, Tobacco & Grain Millers in connection with prior service on the board by officers of General Mills, Inc. Benefits Finance Committee. These shares were issued in transactions exempt from the registration requirements of the Securities Act under Section 4(2) of the Securities Act.

Item 16. Exhibits And Financial Statement Schedules

(a) Exhibits

**Exhibit
Number**

Description

1.1**	Form of Underwriting Agreement
2.1***	Agreement and Plan of Merger, by and among Matador Resources Company (now known as MRC Energy Company), Matador Holdco, Inc. (now known as Matador Resources Company) and Matador Merger Co., dated August 8, 2011 (previously filed as Exhibit 2.1 to the Registration Statement on Form S-1 filed on August 12, 2011 and incorporated herein by reference)
3.1***	Certificate of Formation of Matador Resources Company (formerly known as Matador Holdco, Inc.) (previously filed as Exhibit 3.1 to the Registration Statement on Form S-1 filed on August 12, 2011 and incorporated herein by reference)
3.2***	Certificate of Amendment to Certificate of Formation of Matador Resources Company (formerly known as Matador Holdco, Inc.) (previously filed as Exhibit 3.2 to the Registration Statement on Form S-1 filed on August 12, 2011 and incorporated herein by reference)
3.3***	Certificate of Amendment to Certificate of Formation of Matador Resources Company (formerly known as Matador Holdco, Inc.) (previously filed as Exhibit 3.3 to the Registration Statement on Form S-1 filed on August 12, 2011 and incorporated herein by reference)
3.4***	Certificate of Merger between Matador Resources Company (now known as MRC Energy Company) and Matador Merger Co. (previously filed as Exhibit 3.4 to the Registration Statement on Form S-1 filed on August 12, 2011 and incorporated herein by reference)
3.5***	Bylaws of Matador Resources Company (formerly known as Matador Holdco, Inc.) (previously filed as Exhibit 3.5 to the Registration Statement on Form S-1 filed on August 12, 2011 and incorporated herein by reference)

[Table of Contents](#)

[Index to Financial Statements](#)

3.6***	Amendment to the Bylaws of Matador Resources Company (formerly known as Matador Holdco, Inc.) (previously filed as Exhibit 3.6 to the Registration Statement on Form S-1 filed on August 12, 2011 and incorporated herein by reference)
3.7***	Form of Amended and Restated Certificate of Formation of Matador Resources Company (formerly known as Matador Holdco, Inc.) (previously filed as Exhibit 3.7 to Amendment No. 1 to the Registration Statement on Form S-1 filed on November 14, 2011 and incorporated herein by reference)
3.8***	Form of Amended and Restated Bylaws of Matador Resources Company (formerly known as Matador Holdco, Inc.) (previously filed as Exhibit 3.8 to Amendment No. 1 to the Registration Statement on Form S-1 filed on November 14, 2011 and incorporated herein by reference)
4.1**	Form of Common Stock Certificate
5.1**	Opinion of Haynes and Boone, LLP as to the legality of the securities being registered
10.1***	Amended and Restated Credit Agreement, dated at May 19, 2011, by and among Matador Resources Company (now known as MRC Energy Company), Comerica Bank and the Lenders signatory thereto (previously filed as Exhibit 10.1 to Amendment No. 2 to the Registration Statement on Form S-1 filed on December 30, 2011 and incorporated herein by reference)
10.2***	Pledge and Security Agreement, by and between Matador Resources Company (formerly known as Matador Holdco, Inc.) and Comerica Bank, dated at August 9, 2011 (previously filed as Exhibit 10.2 to Amendment No. 1 to the Registration Statement on Form S-1 filed on November 14, 2011 and incorporated herein by reference)
10.3***	Employment Agreement between Matador Resources Company (formerly known as Matador Holdco, Inc.) and Joseph Wm. Foran (previously filed as Exhibit 10.3 to Amendment No. 1 to the Registration Statement on Form S-1 filed on November 14, 2011 and incorporated herein by reference)
10.4***	Employment Agreement between Matador Resources Company (formerly known as Matador Holdco, Inc.) and David E. Lancaster (previously filed as Exhibit 10.4 to Amendment No. 1 to the Registration Statement on Form S-1 filed on November 14, 2011 and incorporated herein by reference)
10.5***	Employment Agreement between Matador Resources Company (formerly known as Matador Holdco, Inc.) and Matthew Hairford (previously filed as Exhibit 10.5 to Amendment No. 1 to the Registration Statement on Form S-1 filed on November 14, 2011 and incorporated herein by reference)
10.6***	Employment Agreement between Matador Resources Company (formerly known as Matador Holdco, Inc.) and Bradley M. Robinson (previously filed as Exhibit 10.6 to Amendment No. 1 to the Registration Statement on Form S-1 filed on November 14, 2011 and incorporated herein by reference)
10.7***	Independent Contractor Agreement between Matador Resources Company (formerly known as Matador Holdco, Inc.) and David F. Nicklin (previously filed as Exhibit 10.7 to Amendment No. 1 to the Registration Statement on Form S-1 filed on November 14, 2011 and incorporated herein by reference)
10.8***	First Amendment to the Employment Agreement between Matador Resources Company (formerly known as Matador Holdco, Inc.) and Joseph Wm. Foran (previously filed as Exhibit 10.8 to Amendment No. 1 to the Registration Statement on Form S-1 filed on November 14, 2011 and incorporated herein by reference)

[Table of Contents](#)

[Index to Financial Statements](#)

- 10.9*** First Amendment to the Employment Agreement between Matador Resources Company (formerly known as Matador Holdco, Inc.) and David E. Lancaster (previously filed as Exhibit 10.9 to Amendment No. 1 to the Registration Statement on Form S-1 filed on November 14, 2011 and incorporated herein by reference)
- 10.10*** First Amendment to the Employment Agreement between Matador Resources Company (formerly known as Matador Holdco, Inc.) and Matthew Hairford (previously filed as Exhibit 10.10 to Amendment No. 1 to the Registration Statement on Form S-1 filed on November 14, 2011 and incorporated herein by reference)
- 10.11*** First Amendment to the Employment Agreement between Matador Resources Company (formerly known as Matador Holdco, Inc.) and Bradley M. Robinson (previously filed as Exhibit 10.11 to Amendment No. 1 to the Registration Statement on Form S-1 filed on November 14, 2011 and incorporated herein by reference)
- 10.12*** Second Amendment to the Employment Agreement between Matador Resources Company (formerly known as Matador Holdco, Inc.) and Joseph Wm. Foran (previously filed as Exhibit 10.12 to Amendment No. 2 to the Registration Statement on Form S-1 filed on December 30, 2011 and incorporated herein by reference)
- 10.13*** Second Amendment to the Employment Agreement between Matador Resources Company (formerly known as Matador Holdco, Inc.) and David E. Lancaster (previously filed as Exhibit 10.13 to Amendment No. 2 to the Registration Statement on Form S-1 filed on December 30, 2011 and incorporated herein by reference)
- 10.14*** Second Amendment to the Employment Agreement between Matador Resources Company (formerly known as Matador Holdco, Inc.) and Matthew Hairford (previously filed as Exhibit 10.14 to Amendment No. 2 to the Registration Statement on Form S-1 filed on December 30, 2011 and incorporated herein by reference)
- 10.15*** Second Amendment to the Employment Agreement between Matador Resources Company (formerly known as Matador Holdco, Inc.) and Bradley M. Robinson (previously filed as Exhibit 10.15 to Amendment No. 2 to the Registration Statement on Form S-1 filed on December 30, 2011 and incorporated herein by reference)
- 10.16*** First Amendment to the Independent Contractor Agreement between Matador Resources Company (formerly known as Matador Holdco, Inc.) and David F. Nicklin (previously filed as Exhibit 10.16 to Amendment No. 2 to the Registration Statement on Form S-1 filed on December 30, 2011 and incorporated herein by reference)
- 10.17*** 2012 Long-Term Incentive Plan of Matador Resources Company (formerly known as Matador Holdco, Inc.) (previously filed as Exhibit 10.17 to Amendment No. 2 to the Registration Statement on Form S-1 filed on December 30, 2011 and incorporated herein by reference)
- 10.18*** Matador Resources Company (formerly known as Matador Holdco, Inc.) Annual Incentive Plan for Management and Key Employees (previously filed as Exhibit 10.18 to Amendment No. 2 to the Registration Statement on Form S-1 filed on December 30, 2011 and incorporated herein by reference)
- 10.19*** Matador Resources Company (now known as MRC Energy Company) 2003 Stock and Incentive Plan, dated October 23, 2003 (previously filed as Exhibit 10.15 to Amendment No. 1 to the Registration Statement on Form S-1 filed on November 14, 2011 and incorporated herein by reference)
- 10.20*** First Amendment to Matador Resources Company (now known as MRC Energy Company) 2003 Stock and Incentive Plan, dated January 29, 2004 (previously filed as Exhibit 10.16 to Amendment No. 1 to the Registration Statement on Form S-1 filed on November 14, 2011 and incorporated herein by reference)

[Table of Contents](#)

[Index to Financial Statements](#)

- 10.21*** Second Amendment to Matador Resources Company (now known as MRC Energy Company) 2003 Stock and Incentive Plan, dated February 3, 2005 (previously filed as Exhibit 10.17 to Amendment No. 1 to the Registration Statement on Form S-1 filed on November 14, 2011 and incorporated herein by reference)
- 10.22*** Third Amendment to Matador Resources Company (now known as MRC Energy Company) 2003 Stock and Incentive Plan, dated February 1, 2006 (previously filed as Exhibit 10.18 to Amendment No. 1 to the Registration Statement on Form S-1 filed on November 14, 2011 and incorporated herein by reference)
- 10.23*** Fourth Amendment to Matador Resources Company (now known as MRC Energy Company) 2003 Stock and Incentive Plan, dated May 1, 2006 (previously filed as Exhibit 10.19 to Amendment No. 1 to the Registration Statement on Form S-1 filed on November 14, 2011 and incorporated herein by reference)
- 10.24*** Fifth Amendment to Matador Resources Company (now known as MRC Energy Company) 2003 Stock and Incentive Plan, dated February 13, 2008 (previously filed as Exhibit 10.20 to Amendment No. 1 to the Registration Statement on Form S-1 filed on November 14, 2011 and incorporated herein by reference)
- 10.25*** Sixth Amendment to Matador Resources Company (now known as MRC Energy Company) 2003 Stock and Incentive Plan, dated August 5, 2008 (previously filed as Exhibit 10.21 to Amendment No. 1 to the Registration Statement on Form S-1 filed on November 14, 2011 and incorporated herein by reference)
- 10.26*** Seventh Amendment to Matador Resources Company (now known as MRC Energy Company) 2003 Stock and Incentive Plan, dated December 12, 2011 (previously filed as Exhibit 10.26 to Amendment No. 2 to the Registration Statement on Form S-1 filed on December 30, 2011 and incorporated herein by reference)
- 10.27*** Form of Indemnification Agreement between Matador Resources Company (formerly known as Matador Holdco, Inc.) and each of the directors and executive officers thereof (previously filed as Exhibit 10.22 to Amendment No. 1 to the Registration Statement on Form S-1 filed on November 14, 2011 and incorporated herein by reference)
- 10.28*** Participation Agreement, by and among MRC Rockies Company, Matador Resources Company (now known as MRC Energy Company), Matador Production Company, Roxanna Rocky Mountains, LLC, Roxanna Oil, Inc., Alliance Capital Real Estate, Inc. and AllianceBernstein L.P., dated at May 14, 2010 (previously filed as Exhibit 10.28 to Amendment No. 2 to the Registration Statement on Form S-1 filed on December 30, 2011 and incorporated herein by reference)
- 10.29*** Assignment, Bill of Sale and Conveyance, by and among Winn Exploration Co., Inc., Pinion Exploration, LLP, McDay Oil & Gas, Inc. and Matador Resources Company (now known as MRC Energy Company), dated effective at December 1, 2010 (previously filed as Exhibit 10.29 to Amendment No. 2 to the Registration Statement on Form S-1 filed on December 30, 2011 and incorporated herein by reference)
- 10.30*** Purchase, Sale and Participation Agreement, by and between Matador Resources Company (now known as MRC Energy Company) and Orca ICI Development, JV, dated at May 16, 2011 (previously filed as Exhibit 10.30 to Amendment No. 2 to the Registration Statement on Form S-1 filed on December 30, 2011 and incorporated herein by reference)
- 10.31*** Second Amended and Restated Credit Agreement dated as of December 30, 2011, by and among MRC Energy Company, Comerica Bank and the Lenders party thereto from time to time (previously filed as Exhibit 10.31 to Amendment No. 3 to the Registration Statement on Form S-1 filed on January 17, 2012 and incorporated herein by reference)

[Table of Contents](#)

[Index to Financial Statements](#)

10.32***	Amended and Restated Pledge and Security Agreement, by and among MRC Energy Company, Longwood Gathering and Disposal Systems GP, Inc. and Comerica Bank, dated as of December 30, 2011 (previously filed as Exhibit 10.32 to Amendment No. 3 to the Registration Statement on Form S-1 filed on January 17, 2012 and incorporated herein by reference)
10.33***	Amended, Restated and Consolidated Unconditional Guaranty, by and among MRC Permian Company, MRC Rockies Company, Matador Production Company, Longwood Gathering and Disposal Systems GP, Inc., Longwood Gathering and Disposal Systems, LP, Matador Resources Company (formerly known as Matador Holdco, Inc.) and Comerica Bank, dated at December 30, 2011 (previously filed as Exhibit 10.33 to Amendment No. 3 to the Registration Statement on Form S-1 filed on January 17, 2012 and incorporated herein by reference)
10.34***	Employment Agreement between Matador Resources Company (formerly known as Matador Holdco, Inc.) and Wade Massad (previously filed as Exhibit 10.34 to Amendment No. 3 to the Registration Statement on Form S-1 filed on January 17, 2012 and incorporated herein by reference)
16.1***	Letter of Grant Thornton LLP, addressed to the Securities and Exchange Commission (previously filed as Exhibit 16.1 to Amendment No. 1 to the Registration Statement on Form S-1 filed on November 14, 2011 and incorporated herein by reference)
16.2***	Letter of Ernst & Young LLP, addressed to the Securities and Exchange Commission (previously filed as Exhibit 16.2 to Amendment No. 1 to the Registration Statement on Form S-1 filed on November 14, 2011 and incorporated herein by reference)
21.1***	List of Subsidiaries of Matador Resources Company (previously filed as Exhibit 21.1 to the Registration Statement on Form S-1 filed on August 12, 2011 and incorporated herein by reference)
23.1**	Consent of Grant Thornton LLP
23.2**	Consent of LaRoche Petroleum Consultants, Ltd.
23.3**	Consent of Netherland, Sewell & Associates, Inc.
23.4**	Consent of Haynes and Boone, LLP (included as part of Exhibit 5.1 hereto)
24.1***	Power of Attorney (included on the signature page of the Registration Statement on Form S-1 filed on August 12, 2011 and incorporated herein by reference)
24.2***	Power of Attorney (included on the signature page of Amendment No. 1 to the Registration Statement on Form S-1 filed on November 12, 2011 and incorporated herein by reference)
99.1***	Audit report of Netherland, Sewell & Associates, Inc. for reserves at September 30, 2011 (previously filed as Exhibit 99.1 to Amendment No. 2 to the Registration Statement on Form S-1 filed on December 30, 2011 and incorporated herein by reference)
99.2***	Audit report of Netherland, Sewell & Associates, Inc. for reserves at December 31, 2010 (previously filed as Exhibit 99.2 to the Registration Statement on Form S-1 filed on August 12, 2011 and incorporated herein by reference)
99.3***	Audit report of Netherland, Sewell & Associates, Inc. for reserves at December 31, 2009 (previously filed as Exhibit 99.3 to the Registration Statement on Form S-1 filed on August 12, 2011 and incorporated herein by reference)
99.4***	Audit report of LaRoche Petroleum Consultants, Ltd. for reserves at December 31, 2008 (previously filed as Exhibit 99.4 to the Registration Statement on Form S-1 filed on August 12, 2011 and incorporated herein by reference)
99.5**	Review report of Netherland, Sewell & Associates, Inc. for certain reserves at December 31, 2011

** Filed herewith.

*** Previously filed.

ITEM 17. Undertakings

The undersigned registrant hereby undertakes to provide to the underwriters at the closing specified in the underwriting agreement certificates in such denominations and registered in such names as required by the underwriters to permit prompt delivery to each purchaser.

Insofar as indemnification for liabilities arising under the Securities Act may be permitted to directors, officers and controlling persons of the registrant pursuant to the foregoing provisions, or otherwise, the registrant has been advised that in the opinion of the Securities and Exchange Commission such indemnification is against public policy as expressed in the Securities Act and is, therefore, unenforceable. In the event that a claim for indemnification against such liabilities (other than the payment by the registrant of expenses incurred or paid by a director, officer or controlling person of the registrant in the successful defense of any action, suit or proceeding) is asserted by such director, officer or controlling person in connection with the securities being registered, the registrant will, unless in the opinion of its counsel the matter has been settled by controlling precedent, submit to a court of appropriate jurisdiction the question whether such indemnification by it is against public policy as expressed in the Securities Act and will be governed by the final adjudication of such issue.

The undersigned registrant hereby undertakes that:

(1) For purposes of determining any liability under the Securities Act, the information omitted from the form of prospectus filed as part of this registration statement in reliance upon Rule 430A and contained in a form of prospectus filed by the registrant pursuant to Rule 424(b)(1) or (4) or 497(h) under the Securities Act shall be deemed to be part of this registration statement at the time it was declared effective.

(2) For the purpose of determining any liability under the Securities Act, each post-effective amendment that contains a form of prospectus shall be deemed to be a new registration statement relating to the securities offered therein, and the offering of such securities at that time shall be deemed to be the initial bona fide offering thereof.

SIGNATURES

Pursuant to the requirements of the Securities Act of 1933, the registrant has duly caused this registration statement to be signed on its behalf by the undersigned, thereunto duly authorized in the City of Dallas, State of Texas, on January 19, 2012.

MATADOR RESOURCES COMPANY

By: /s/ Joseph Wm. Foran
Joseph Wm. Foran
Chairman, President and Chief Executive Officer

Pursuant to the requirements of the Securities Act of 1933, this registration statement has been signed by the following persons in the capacities and on the dates indicated.

<u>Signature</u>	<u>Title</u>	<u>Date</u>
<u>/s/ Joseph Wm. Foran</u> Joseph Wm. Foran	Chairman, President and Chief Executive Officer (Principal Executive Officer)	January 19, 2012
<u>/s/ David E. Lancaster</u> David E. Lancaster	Executive Vice President, Chief Operating Officer and Chief Financial Officer (Principal Financial Officer)	January 19, 2012
<u>*</u> Kathryn L. Wayne	Controller and Treasurer (Principal Accounting Officer)	January 19, 2012
<u>*</u> Charles L. Gummer	Director	January 19, 2012
<u>*</u> Stephen A. Holditch	Director	January 19, 2012
<u>*</u> David M. Laney	Director	January 19, 2012
<u>*</u> Gregory E. Mitchell	Director	January 19, 2012
<u>*</u> Steven W. Ohnimus	Director	January 19, 2012
<u>*</u> Michael C. Ryan	Director	January 19, 2012
<u>*</u> Margaret B. Shannon	Director	January 19, 2012

*By: /s/ Joseph Wm. Foran
Name: Joseph Wm. Foran
Title: Attorney-in-Fact

INDEX TO EXHIBITS

<u>Exhibit Number</u>	<u>Description</u>
1.1**	Form of Underwriting Agreement
2.1***	Agreement and Plan of Merger, by and among Matador Resources Company (now known as MRC Energy Company), Matador Holdco, Inc. (now known as Matador Resources Company) and Matador Merger Co., dated August 8, 2011 (previously filed as Exhibit 2.1 to the Registration Statement on Form S-1 filed on August 12, 2011 and incorporated herein by reference)
3.1***	Certificate of Formation of Matador Resources Company (formerly known as Matador Holdco, Inc.) (previously filed as Exhibit 3.1 to the Registration Statement on Form S-1 filed on August 12, 2011 and incorporated herein by reference)
3.2***	Certificate of Amendment to Certificate of Formation of Matador Resources Company (formerly known as Matador Holdco, Inc.) (previously filed as Exhibit 3.2 to the Registration Statement on Form S-1 filed on August 12, 2011 and incorporated herein by reference)
3.3***	Certificate of Amendment to Certificate of Formation of Matador Resources Company (formerly known as Matador Holdco, Inc.) (previously filed as Exhibit 3.3 to the Registration Statement on Form S-1 filed on August 12, 2011 and incorporated herein by reference)
3.4***	Certificate of Merger between Matador Resources Company (now known as MRC Energy Company) and Matador Merger Co. (previously filed as Exhibit 3.4 to the Registration Statement on Form S-1 filed on August 12, 2011 and incorporated herein by reference)
3.5***	Bylaws of Matador Resources Company (formerly known as Matador Holdco, Inc.) (previously filed as Exhibit 3.5 to the Registration Statement on Form S-1 filed on August 12, 2011 and incorporated herein by reference)
3.6***	Amendment to the Bylaws of Matador Resources Company (formerly known as Matador Holdco, Inc.) (previously filed as Exhibit 3.6 to the Registration Statement on Form S-1 filed on August 12, 2011 and incorporated herein by reference)
3.7***	Form of Amended and Restated Certificate of Formation of Matador Resources Company (formerly known as Matador Holdco, Inc.) (previously filed as Exhibit 3.7 to Amendment No. 1 to the Registration Statement on Form S-1 filed on November 14, 2011 and incorporated herein by reference)
3.8***	Form of Amended and Restated Bylaws of Matador Resources Company (formerly known as Matador Holdco, Inc.) (previously filed as Exhibit 3.8 to Amendment No. 1 to the Registration Statement on Form S-1 filed on November 14, 2011 and incorporated herein by reference)
4.1**	Form of Common Stock Certificate
5.1**	Opinion of Haynes and Boone, LLP as to the legality of the securities being registered
10.1***	Amended and Restated Credit Agreement, dated at May 19, 2011, by and among Matador Resources Company (now known as MRC Energy Company), Comerica Bank and the Lenders signatory thereto (previously filed as Exhibit 10.1 to Amendment No. 2 to the Registration Statement on Form S-1 filed on December 30, 2011 and incorporated herein by reference)
10.2***	Pledge and Security Agreement, by and between Matador Resources Company (formerly known as Matador Holdco, Inc.) and Comerica Bank, dated at August 9, 2011 (previously filed as Exhibit 10.2 to Amendment No. 1 to the Registration Statement on Form S-1 filed on November 14, 2011 and incorporated herein by reference)

[Table of Contents](#)

[Index to Financial Statements](#)

- 10.3*** Employment Agreement between Matador Resources Company (formerly known as Matador Holdco, Inc.) and Joseph Wm. Foran (previously filed as Exhibit 10.3 to Amendment No. 1 to the Registration Statement on Form S-1 filed on November 14, 2011 and incorporated herein by reference)
- 10.4*** Employment Agreement between Matador Resources Company (formerly known as Matador Holdco, Inc.) and David E. Lancaster (previously filed as Exhibit 10.4 to Amendment No. 1 to the Registration Statement on Form S-1 filed on November 14, 2011 and incorporated herein by reference)
- 10.5*** Employment Agreement between Matador Resources Company (formerly known as Matador Holdco, Inc.) and Matthew Hairford (previously filed as Exhibit 10.5 to Amendment No. 1 to the Registration Statement on Form S-1 filed on November 14, 2011 and incorporated herein by reference)
- 10.6*** Employment Agreement between Matador Resources Company (formerly known as Matador Holdco, Inc.) and Bradley M. Robinson (previously filed as Exhibit 10.6 to Amendment No. 1 to the Registration Statement on Form S-1 filed on November 14, 2011 and incorporated herein by reference)
- 10.7*** Independent Contractor Agreement between Matador Resources Company (formerly known as Matador Holdco, Inc.) and David F. Nicklin (previously filed as Exhibit 10.7 to Amendment No. 1 to the Registration Statement on Form S-1 filed on November 14, 2011 and incorporated herein by reference)
- 10.8*** First Amendment to the Employment Agreement between Matador Resources Company (formerly known as Matador Holdco, Inc.) and Joseph Wm. Foran (previously filed as Exhibit 10.8 to Amendment No. 1 to the Registration Statement on Form S-1 filed on November 14, 2011 and incorporated herein by reference)
- 10.9*** First Amendment to the Employment Agreement between Matador Resources Company (formerly known as Matador Holdco, Inc.) and David E. Lancaster (previously filed as Exhibit 10.9 to Amendment No. 1 to the Registration Statement on Form S-1 filed on November 14, 2011 and incorporated herein by reference)
- 10.10*** First Amendment to the Employment Agreement between Matador Resources Company (formerly known as Matador Holdco, Inc.) and Matthew Hairford (previously filed as Exhibit 10.10 to Amendment No. 1 to the Registration Statement on Form S-1 filed on November 14, 2011 and incorporated herein by reference)
- 10.11*** First Amendment to the Employment Agreement between Matador Resources Company (formerly known as Matador Holdco, Inc.) and Bradley M. Robinson (previously filed as Exhibit 10.11 to Amendment No. 1 to the Registration Statement on Form S-1 filed on November 14, 2011 and incorporated herein by reference)
- 10.12*** Second Amendment to the Employment Agreement between Matador Resources Company (formerly known as Matador Holdco, Inc.) and Joseph Wm. Foran (previously filed as Exhibit 10.12 to Amendment No. 2 to the Registration Statement on Form S-1 filed on December 30, 2011 and incorporated herein by reference)
- 10.13*** Second Amendment to the Employment Agreement between Matador Resources Company (formerly known as Matador Holdco, Inc.) and David E. Lancaster (previously filed as Exhibit 10.13 to Amendment No. 2 to the Registration Statement on Form S-1 filed on December 30, 2011 and incorporated herein by reference)
- 10.14*** Second Amendment to the Employment Agreement between Matador Resources Company (formerly known as Matador Holdco, Inc.) and Matthew Hairford (previously filed as Exhibit 10.14 to Amendment No. 2 to the Registration Statement on Form S-1 filed on December 30, 2011 and incorporated herein by reference)

[Table of Contents](#)

[Index to Financial Statements](#)

- 10.15*** Second Amendment to the Employment Agreement between Matador Resources Company (formerly known as Matador Holdco, Inc.) and Bradley M. Robinson (previously filed as Exhibit 10.15 to Amendment No. 2 to the Registration Statement on Form S-1 filed on December 30, 2011 and incorporated herein by reference)
- 10.16*** First Amendment to the Independent Contractor Agreement between Matador Resources Company (formerly known as Matador Holdco, Inc.) and David F. Nicklin (previously filed as Exhibit 10.16 to Amendment No. 2 to the Registration Statement on Form S-1 filed on December 30, 2011 and incorporated herein by reference)
- 10.17*** 2012 Long-Term Incentive Plan of Matador Resources Company (formerly known as Matador Holdco, Inc.) (previously filed as Exhibit 10.17 to Amendment No. 2 to the Registration Statement on Form S-1 filed on December 30, 2011 and incorporated herein by reference)
- 10.18*** Matador Resources Company (formerly known as Matador Holdco, Inc.) Annual Incentive Plan for Management and Key Employees (previously filed as Exhibit 10.18 to Amendment No. 2 to the Registration Statement on Form S-1 filed on December 30, 2011 and incorporated herein by reference)
- 10.19*** Matador Resources Company (now known as MRC Energy Company) 2003 Stock and Incentive Plan, dated October 23, 2003 (previously filed as Exhibit 10.15 to Amendment No. 1 to the Registration Statement on Form S-1 filed on November 14, 2011 and incorporated herein by reference)
- 10.20*** First Amendment to Matador Resources Company (now known as MRC Energy Company) 2003 Stock and Incentive Plan, dated January 29, 2004 (previously filed as Exhibit 10.16 to Amendment No. 1 to the Registration Statement on Form S-1 filed on November 14, 2011 and incorporated herein by reference)
- 10.21*** Second Amendment to Matador Resources Company (now known as MRC Energy Company) 2003 Stock and Incentive Plan, dated February 3, 2005 (previously filed as Exhibit 10.17 to Amendment No. 1 to the Registration Statement on Form S-1 filed on November 14, 2011 and incorporated herein by reference)
- 10.22*** Third Amendment to Matador Resources Company (now known as MRC Energy Company) 2003 Stock and Incentive Plan, dated February 1, 2006 (previously filed as Exhibit 10.18 to Amendment No. 1 to the Registration Statement on Form S-1 filed on November 14, 2011 and incorporated herein by reference)
- 10.23*** Fourth Amendment to Matador Resources Company (now known as MRC Energy Company) 2003 Stock and Incentive Plan, dated May 1, 2006 (previously filed as Exhibit 10.19 to Amendment No. 1 to the Registration Statement on Form S-1 filed on November 14, 2011 and incorporated herein by reference)
- 10.24*** Fifth Amendment to Matador Resources Company (now known as MRC Energy Company) 2003 Stock and Incentive Plan, dated February 13, 2008 (previously filed as Exhibit 10.20 to Amendment No. 1 to the Registration Statement on Form S-1 filed on November 14, 2011 and incorporated herein by reference)
- 10.25*** Sixth Amendment to Matador Resources Company (now known as MRC Energy Company) 2003 Stock and Incentive Plan, dated August 5, 2008 (previously filed as Exhibit 10.21 to Amendment No. 1 to the Registration Statement on Form S-1 filed on November 14, 2011 and incorporated herein by reference)
- 10.26*** Seventh Amendment to Matador Resources Company (now known as MRC Energy Company) 2003 Stock and Incentive Plan, dated December 12, 2011 (previously filed as Exhibit 10.26 to Amendment No. 2 to the Registration Statement on Form S-1 filed on December 30, 2011 and incorporated herein by reference)

[Table of Contents](#)

[Index to Financial Statements](#)

- 10.27*** Form of Indemnification Agreement between Matador Resources Company (formerly known as Matador Holdco, Inc.) and each of the directors and executive officers thereof (previously filed as Exhibit 10.22 to Amendment No. 1 to the Registration Statement on Form S-1 filed on November 14, 2011 and incorporated herein by reference)
- 10.28*** Participation Agreement, by and among MRC Rockies Company, Matador Resources Company (now known as MRC Energy Company), Matador Production Company, Roxanna Rocky Mountains, LLC, Roxanna Oil, Inc., Alliance Capital Real Estate, Inc. and AllianceBernstein L.P., dated at May 14, 2010 (previously filed as Exhibit 10.28 to Amendment No. 2 to the Registration Statement on Form S-1 filed on December 30, 2011 and incorporated herein by reference)
- 10.29*** Assignment, Bill of Sale and Conveyance, by and among Winn Exploration Co., Inc., Pinion Exploration, LLP, McDay Oil & Gas, Inc. and Matador Resources Company (now known as MRC Energy Company), dated effective at December 1, 2010 (previously filed as Exhibit 10.29 to Amendment No. 2 to the Registration Statement on Form S-1 filed on December 30, 2011 and incorporated herein by reference)
- 10.30*** Purchase, Sale and Participation Agreement, by and between Matador Resources Company (now known as MRC Energy Company) and Orca ICI Development, JV, dated at May 16, 2011 (previously filed as Exhibit 10.30 to Amendment No. 2 to the Registration Statement on Form S-1 filed on December 30, 2011 and incorporated herein by reference)
- 10.31*** Second Amended and Restated Credit Agreement dated as of December 30, 2011, by and among MRC Energy Company, Comerica Bank and the Lenders party thereto from time to time (previously filed as Exhibit 10.31 to Amendment No. 3 to the Registration Statement on Form S-1 filed on January 17, 2012 and incorporated herein by reference)
- 10.32*** Amended and Restated Pledge and Security Agreement, by and among MRC Energy Company, Longwood Gathering and Disposal Systems GP, Inc. and Comerica Bank, dated as of December 30, 2011 (previously filed as Exhibit 10.32 to Amendment No. 3 to the Registration Statement on Form S-1 filed on January 17, 2012 and incorporated herein by reference)
- 10.33*** Amended, Restated and Consolidated Unconditional Guaranty, by and among MRC Permian Company, MRC Rockies Company, Matador Production Company, Longwood Gathering and Disposal Systems GP, Inc., Longwood Gathering and Disposal Systems, LP, Matador Resources Company (formerly known as Matador Holdco, Inc.) and Comerica Bank, dated at December 30, 2011 (previously filed as Exhibit 10.33 to Amendment No. 3 to the Registration Statement on Form S-1 filed on January 17, 2012 and incorporated herein by reference)
- 10.34*** Employment Agreement between Matador Resources Company (formerly known as Matador Holdco, Inc.) and Wade Massad (previously filed as Exhibit 10.34 to Amendment No. 3 to the Registration Statement on Form S-1 filed on January 17, 2012 and incorporated herein by reference)
- 16.1*** Letter of Grant Thornton LLP, addressed to the Securities and Exchange Commission (previously filed as Exhibit 16.1 to Amendment No. 1 to the Registration Statement on Form S-1 filed on November 14, 2011 and incorporated herein by reference)
- 16.2*** Letter of Ernst & Young LLP, addressed to the Securities and Exchange Commission (previously filed as Exhibit 16.2 to Amendment No. 1 to the Registration Statement on Form S-1 filed on November 14, 2011 and incorporated herein by reference)
- 21.1*** List of Subsidiaries of Matador Resources Company (previously filed as Exhibit 21.1 to the Registration Statement on Form S-1 filed on August 12, 2011 and incorporated herein by reference)
- 23.1** Consent of Grant Thornton LLP
- 23.2** Consent of LaRoche Petroleum Consultants, Ltd.
- 23.3** Consent of Netherland, Sewell & Associates, Inc.
- 23.4** Consent of Haynes and Boone, LLP (included as part of Exhibit 5.1 hereto)

[Table of Contents](#)

[Index to Financial Statements](#)

24.1***	Power of Attorney (included on the signature page of the Registration Statement on Form S-1 filed on August 12, 2011 and incorporated herein by reference)
24.2***	Power of Attorney (included on the signature page of Amendment No. 1 to the Registration Statement on Form S-1 filed on November 12, 2011 and incorporated herein by reference)
99.1***	Audit report of Netherland, Sewell & Associates, Inc. for reserves at September 30, 2011 (previously filed as Exhibit 99.1 to Amendment No. 2 to the Registration Statement on Form S-1 filed on December 30, 2011 and incorporated herein by reference)
99.2***	Audit report of Netherland, Sewell & Associates, Inc. for reserves at December 31, 2010 (previously filed as Exhibit 99.2 to the Registration Statement on Form S-1 filed on August 12, 2011 and incorporated herein by reference)
99.3***	Audit report of Netherland, Sewell & Associates, Inc. for reserves at December 31, 2009 (previously filed as Exhibit 99.3 to the Registration Statement on Form S-1 filed on August 12, 2011 and incorporated herein by reference)
99.4***	Audit report of LaRoche Petroleum Consultants, Ltd. for reserves at December 31, 2008 (previously filed as Exhibit 99.4 to the Registration Statement on Form S-1 filed on August 12, 2011 and incorporated herein by reference)
99.5**	Review report of Netherland, Sewell & Associates, Inc. for certain reserves at December 31, 2011

** Filed herewith.

*** Previously filed.

_____ Shares
 Matador Resources Company
 Common Stock
 (\$0.01 Par Value)

EQUITY UNDERWRITING AGREEMENT

_____, 2012

RBC Capital Markets, LLC
 Citigroup Global Markets Inc.
 As the Representatives of the
 several Underwriters named in Schedule I hereto

c/o RBC Capital Markets, LLC
 Three World Financial Center, 8th Floor
 200 Vesey Street
 New York, New York 10281-8098

c/o Citigroup Global Markets Inc.
 388 Greenwich Street
 New York, New York 10013

Ladies and Gentlemen:

Matador Resources Company, a Texas corporation (the "Issuer"), and certain shareholders of the Issuer (the "Selling Shareholders") propose to sell to the several underwriters (the "Underwriters") named in Schedule I hereto for whom you are acting as representatives (the "Representatives") an aggregate of _____ shares (the "Firm Securities") of the Issuer's common stock, \$0.01 par value (the "Common Stock"), of which _____ shares will be sold by the Issuer and _____ shares will be sold by the Selling Shareholders listed on Schedules II and III. The respective amounts of the Firm Securities to be so purchased by the several Underwriters are set forth opposite their names in Schedule I hereto, and the respective amounts to be sold by the Selling Shareholders are set forth opposite their names in Schedules II and III hereto. Schedule III hereto sets forth certain Selling Shareholders that have agreed to exercise stock options (the "Options") on or before the Closing Date (as defined below) and sell the number of shares of Common Stock to be received upon exercise of such Options (the "Option Shares") and listed on Schedule III hereto in accordance herewith. The Issuer and the Selling Shareholders also propose to sell at the Underwriters' option an aggregate of up to _____ additional shares of the Issuer's Common Stock (the "Over-Allotment Securities") as set forth below.

As the Representatives, you have advised the Issuer and the Selling Shareholders (a) that you are authorized to enter into this Agreement on behalf of the several Underwriters, and (b) that the several Underwriters are willing, acting severally and not jointly, to purchase the number of Firm Securities set forth opposite their respective names in Schedule I, plus their pro rata portion of the Over-Allotment Securities if you elect to exercise the over-allotment option in whole or in part for the accounts of the several Underwriters. The Firm Securities and the Over-Allotment Securities (to the extent the aforementioned option is exercised) are herein collectively called the “Shares.”

The Issuer has prepared a registration statement on Form S-1 (File No. 333-176263) with respect to the Shares pursuant to the Securities Act of 1933, as amended (the “Securities Act”), and the rules and regulations (the “Rules and Regulations”) of the United States Securities and Exchange Commission (the “Commission”) thereunder which contains a form of prospectus to be used in connection with the public offering and sale of the Shares. As used in this Agreement, “Effective Time” means the date and the time as of which such registration statement, or the most recent post-effective amendment thereto, if any, was declared effective by the Commission; “Effective Date” means the date of the Effective Time; “Preliminary Prospectus” means each prospectus (including any prospectus wrapper) included in such registration statement, or amendments thereof, before it became effective under the Securities Act and any prospectus filed with the Commission by the Issuer with the consent of the Underwriters pursuant to Rule 424(a) of the Rules and Regulations; “Pricing Prospectus” means the Preliminary Prospectus that was included in the Registration Statement immediately prior to the Applicable Time (as defined below); “Prospectus” means the prospectus (including any prospectus wrapper) in the form first used to confirm sales of Shares; “Registration Statement” means such registration statement, as amended at the Effective Time, including all information deemed to be a part of the registration statement as of the Effective Time pursuant to Rule 430A of the Rules and Regulations; “Free Writing Prospectus” means any “free writing prospectus” as defined in Rule 405 of the Rules and Regulations relating to the Shares; and “Issuer Free Writing Prospectus” means any “issuer free writing prospectus” as defined in Rule 433 of the Rules and Regulations relating to the Shares, including any “road show” (as defined in Rule 433 of the Rules and Regulations) not constituting a written communication or an “issuer free writing prospectus” under the Rules and Regulations. If the Issuer has filed an abbreviated registration statement to register additional shares of Common Stock pursuant to Rule 462(b) of the Rules and Regulations (the “Rule 462 Registration Statement”), then any reference herein to the term “Registration Statement” shall be deemed to include such Rule 462 Registration Statement. For the purposes of this Agreement, the “Applicable Time” is ____: ____m (Eastern time) on the date of this Agreement.

The Issuer and the Underwriters agree that up to [_____] of the Firm Securities to be purchased by the Underwriters (the “Directed Shares”) shall be reserved for sale at the initial public offering price by the Underwriters to certain eligible directors, officers, employees, consultants and business and other associates of the Issuer and certain shareholders of the Issuer (collectively, the “Participants”), as part of the distribution of the Shares by the Underwriters (the “Directed Share Program”) subject to the terms of this Agreement, the applicable rules,

regulations and interpretations of the Financial Industry Regulatory Authority (“FINRA”) and all other applicable laws, rules and regulations. RBC Capital Markets, LLC (“RBC”) shall be selected to process the sales to the Participants under the Directed Share Program. The number of Shares available for sale to the general public will be reduced to the extent that Participants purchase Directed Shares. To the extent that such Directed Shares are not orally confirmed for purchase by the Participants by [7:30 A.M.] New York City time on the first business day after the date of this Agreement, such Directed Shares may be offered to the public as set forth in the Prospectus. The Issuer has supplied RBC with the names, addresses and telephone numbers of the individuals or other entities that the Issuer has designated to be Participants in the Directed Share Program. It is understood that any number of those so designated to participate in the Directed Share Program may decline to do so.

In consideration of the mutual agreements contained herein and of the interests of the parties in the transactions contemplated hereby, the parties hereto agree as follows:

1. REPRESENTATIONS AND WARRANTIES OF THE ISSUER.

The Issuer represents and warrants to each of the Underwriters as follows:

(a) The Registration Statement has been filed with the Commission under the Securities Act and has become effective under the Securities Act. No stop order suspending the effectiveness of the Registration Statement is in effect, and no proceedings for such purpose are pending before or, to the knowledge of the Issuer, threatened by the Commission. The Issuer has complied, to the Commission’s satisfaction, with all requests of the Commission for additional or supplemental information. The Commission has not issued any order preventing or suspending the use of any Preliminary Prospectus or any Issuer Free Writing Prospectus. Copies of the Registration Statement and each of the amendments thereto have been delivered by the Issuer to you. The Registration Statement conforms, and any further amendments or supplements to the Registration Statement will conform, in all material respects to the requirements of the Securities Act and the Rules and Regulations. The Prospectus and the Pricing Prospectus each conforms and, as amended or supplemented, will conform, in all material respects to the requirements of the Securities Act and the Rules and Regulations. As of the Effective Date, the date hereof, the Closing Date (as defined below) and each Over-Allotment Closing Date (as defined below), if any, the Registration Statement does not and will not, and any further amendments to the Registration Statement will not, when they become effective, contain an untrue statement of a material fact or omit to state a material fact required to be stated therein or necessary to make the statements therein not misleading; as of its date and the date hereof, the Prospectus does not, and as amended or supplemented on the Closing Date and each Over-Allotment Closing Date, if any, will not, contain an untrue statement of a material fact or omit to state a material fact necessary to make the statements therein, in the light of the circumstances under which they were made, not misleading; the Pricing Prospectus, as supplemented by the Issuer Free Writing Prospectuses and other documents listed in Schedule IV(a) hereto, taken together with the final pricing information included on the cover page of the Prospectus (collectively, the “Disclosure Package”), as of the Applicable Time, did not include any untrue statement of a material fact or omit to state any material fact necessary in order to make the statements therein, in the light of the circumstances under which they were

made, not misleading; each Issuer Free Writing Prospectus listed on Schedule IV(a) or (b) hereto does not conflict with the information contained in the Registration Statement and each such Issuer Free Writing Prospectus listed on Schedule IV(b), as supplemented by and taken together with the Disclosure Package as of the Applicable Time, did not include any untrue statement of a material fact or omit to state any material fact necessary in order to make the statements therein, in the light of the circumstances under which they were made, not misleading; provided, that the representations and warranties set forth in this sentence do not apply to statements or omissions in the Registration Statement, the Prospectus, the Pricing Prospectus, or any Issuer Free Writing Prospectus or any such amendment or supplement in reliance upon and in conformity with written information furnished to the Issuer by any Underwriter through the Representatives expressly for use therein, which information is specified in Section 15 below.

(b) Each of the statements made by the Issuer in the Registration Statement, the Disclosure Package and the Prospectus regarding the Issuer's expectations, plans and intentions, and any other information that constitutes "forward-looking" information within the meaning of the Securities Act and the Rules and Regulations, including (but not limited to) any projections, results of operations or statements with respect to future available cash or future cash distributions of the Issuer or the anticipated ratio of taxable income to distributions, was made or will be made with a reasonable basis and in good faith. Notwithstanding the foregoing, this representation and warranty shall not apply to any statements or omissions made in reliance upon and in conformity with written information furnished to the Issuer by any Underwriters through the Representatives expressly for use in the Registration Statement, the Pricing Prospectus or the Prospectus.

(c) This Agreement has been duly authorized, executed and delivered by the Issuer, and constitutes a valid, legal, and binding obligation of the Issuer, enforceable in accordance with its terms, except as rights to indemnity hereunder may be limited by federal or state securities laws and except as such enforceability may be limited by bankruptcy, insolvency, reorganization or similar laws affecting the rights of creditors generally, and subject to general principles of equity. The Issuer has full power and authority to enter into and perform this Agreement.

(d) The Issuer has been duly organized and is validly existing as a corporation in good standing under the laws of the State of Texas with corporate power and authority to own or lease its properties and conduct its business as described in the Prospectus and the Disclosure Package. Each of the subsidiaries of the Issuer as listed in Exhibit A hereto (collectively, the "Subsidiaries"), has been duly organized or formed and is validly existing as a corporation or limited partnership, as applicable, in good standing under the laws of the jurisdiction of its incorporation, organization or formation with corporate or limited partnership power and authority to own or lease its properties and conduct its business as described in the Prospectus and the Disclosure Package. The Subsidiaries are the only subsidiaries, direct or indirect, of the Issuer. The Issuer and each of the Subsidiaries are duly qualified to transact business and are in good standing in all jurisdictions in which the conduct of their business requires such qualification; except where the failure to be so qualified or to be in good standing would not reasonably be expected (i) to have a material adverse effect on the condition

(financial or otherwise), properties, assets, liabilities, rights, operations, earnings, business, management or prospects of the Issuer and its Subsidiaries taken as a whole, whether or not arising from transactions in the ordinary course of business) or (ii) to prevent the consummation of the transactions contemplated hereby (clauses (i) and (ii) are referred to hereinafter as a “Material Adverse Effect”).

(e) The information set forth under the caption “Capitalization” in the Prospectus and the Disclosure Package is true and correct (other than for subsequent issuances of capital stock, if any, pursuant to employee benefit plans described in the Disclosure Package and the Prospectus or upon exercise of outstanding options or warrants described in the Disclosure Package and the Prospectus, as the case may be). All of the Shares conform to the description thereof contained in the Prospectus and the Disclosure Package. The outstanding shares of Common Stock of the Issuer, including all shares to be sold by the Selling Shareholders, other than the Option Shares, have been duly authorized and validly issued and are fully paid and non-assessable. The Option Shares have been duly authorized and upon the issuance of the Option Shares on or before the Closing Date after receipt of the full payment of the exercise price of the Options, will be validly issued, fully paid and non-assessable. The arrangements made by the Selling Shareholders for the exercise of the Options exercisable for the Option Shares are in proper form for the irrevocable exercise of such Options in accordance with the terms of the applicable Issuer Stock Plan (as hereinafter defined). On or before the Closing Date, such Options will be duly and irrevocably exercised in accordance with the terms of the applicable Issuer Stock Plan subject only to the full payment by the holder thereof of the aggregate exercise price for the Option Shares as to which the Option is exercised, which such holder has previously agreed to deliver on or before the Closing Date, and the exercise of such Options shall not be terminable by any act or deed of the Selling Shareholders (or by any other person, firm or corporation including the Issuer, the Custodian or the Attorney-in-Fact) or by operation of law or otherwise (including the death of an individual Selling Shareholder or the dissolution or winding up of an entity Selling Shareholder). The outstanding shares of capital stock or other equity interests of each of the Subsidiaries have been duly authorized and validly issued, are fully paid and non-assessable and, except as disclosed in the Prospectus and the Disclosure Package, are wholly owned by the Issuer or another Subsidiary free and clear of all liens, pledges, restrictions, encumbrances and equities and claims. The Shares to be issued and sold by the Issuer have been duly authorized and when issued and paid for as contemplated herein will be validly issued, fully paid and non-assessable.

(f) The form of certificates for the Shares conforms to the corporate law of the jurisdiction of the Issuer’s incorporation. Immediately after the issuance and sale of the Shares to the Underwriters, no shares of preferred stock of the Issuer shall be issued and outstanding and no holder of any shares of capital stock, securities convertible into or exchangeable or exercisable for capital stock or options, warrants or other rights to purchase capital stock or any other securities of the Issuer shall have any existing or future right to acquire any shares of preferred stock of the Issuer.

(g) No preemptive rights exist with respect to any of the Shares or the issue and sale thereof. Neither the filing of the Registration Statement nor the offering or sale of the Shares as contemplated by this Agreement gives rise to any rights, other than those which have

been waived or satisfied, for or relating to the registration of any shares of Common Stock or other securities of the Issuer. Except as disclosed in the Prospectus and the Disclosure Package, no options, warrants or other rights to purchase, agreements or other obligations to issue or other rights to convert any obligations into shares of capital stock or ownership interests in the Issuer or its Subsidiaries are outstanding. All of the Issuer's outstanding options, warrants or other rights to purchase or exchange any securities for shares of the Issuer's capital stock have been duly authorized and validly issued, conform to the descriptions thereof contained in the Prospectus and Disclosure Package and were issued in compliance with federal securities laws and regulations and the terms of any applicable Issuer Stock Plans of the Issuer and its Subsidiaries.

(h) The consolidated financial statements of the Issuer and the Subsidiaries, together with related notes and schedules as set forth in the Registration Statement, the Prospectus and the Disclosure Package, present fairly in all material respects the financial position and the results of operations and cash flows of the Issuer and the consolidated Subsidiaries, at the indicated dates and for the indicated periods. Such financial statements and related schedules have been prepared in accordance with U.S. generally accepted principles of accounting, consistently applied throughout the periods involved ("GAAP"), except as disclosed therein, and all adjustments necessary for a fair presentation of results for such periods have been made. The summary financial and statistical data included in the Registration Statement, the Prospectus and the Disclosure Package presents fairly in all material respects the information shown therein and such data has been compiled on a basis consistent with the financial statements presented therein and the books and records of the Issuer. The pro forma financial information included in the Registration Statement, Prospectus and the Disclosure Package present fairly in all material respects the information shown therein, have been prepared in accordance with the Commission's rules and guidelines with respect to pro forma financial statements, have been properly compiled on the pro forma bases described therein, and, in the opinion of the Issuer, the assumptions used in the preparation thereof are reasonable and the adjustments used therein are appropriate to give effect to the transactions or circumstances referred to therein.

(i) The statistical, industry-related and market-related data included in the Registration Statement, the Prospectus and the Disclosure Package are based on or derived from sources that the Issuer reasonably and in good faith believes are reliable and accurate.

(j) Except as disclosed in the Prospectus and Disclosure Package, the Issuer maintains a system of internal accounting controls ("Internal Controls") sufficient to provide reasonable assurances that (i) transactions are executed in accordance with management's general or specific authorization; (ii) transactions are recorded as necessary to permit preparation of financial statements in conformity with GAAP and to maintain accountability for assets; (iii) access to assets is permitted only in accordance with management's general or specific authorization; and (iv) the recorded accountability for assets is compared with existing assets at reasonable intervals and appropriate action is taken with respect to any differences.

(k) Since the date of the most recent balance sheet of the Issuer and its consolidated Subsidiaries reviewed or audited by Grant Thornton, LLP and the audit committee of the board of directors of the Issuer, except as specifically described in the Prospectus and the Disclosure Package, (i) the Issuer has not been advised of (A) any significant deficiencies in the design or operation of Internal Controls that could adversely affect the ability of the Issuer and each of its Subsidiaries to record, process, summarize and report financial data, or any material weaknesses in Internal Controls and (B) any fraud, whether or not material, that involves management or other employees who have a significant role in the Internal Controls of the Issuer and each of its Subsidiaries, and (ii) since that date, there have been no significant changes in Internal Controls or in other factors that could significantly affect Internal Controls, including any corrective actions with regard to significant deficiencies and material weaknesses.

(l) The Issuer has established and maintains “disclosure controls and procedures” (as defined in Rules 13a-15(e) and 15d-15(e) of the Securities Exchange Act of 1934, as amended (the “Exchange Act”)); the Issuer’s “disclosure controls and procedures” are reasonably designed to ensure that all information (both financial and non-financial) required to be disclosed by the Issuer in the reports that it will file or furnish under the Exchange Act is recorded, processed, summarized and reported within the time periods specified in the rules and regulations of the Commission, and that all such information is accumulated and communicated to the Issuer’s management as appropriate to allow timely decisions regarding required disclosure and to make the certifications of the Chief Executive Officer and Chief Financial Officer of the Issuer required under the Exchange Act with respect to such reports.

(m) Grant Thornton, LLP, which has certified certain financial statements of the Issuer and delivered its opinion with respect to the audited financial statements and schedules included in the Registration Statement and the Prospectus, is an independent registered public accounting firm with respect to the Issuer within the meaning of the Securities Act and the Rules and Regulations and the applicable rules and regulations of the Public Company Accounting Oversight Board.

(n) Except as set forth in the Registration Statement, the Prospectus and the Disclosure Package, there is no action, suit, claim or proceeding pending or, to the knowledge of the Issuer, threatened against or affecting the Issuer or any of the Subsidiaries, before any court or administrative agency or which has the subject thereof any property owned or leased by the Issuer or any of the Subsidiaries (i) that are required to be described in the Registration Statement, the Prospectus or the Disclosure Package and are not so described or (ii) which, if determined adversely to the Issuer or any of its Subsidiaries, would reasonably be expected to have a Material Adverse Effect or prevent the consummation of the transactions contemplated hereby.

(o) No labor problem or dispute with the employees of the Issuer or the Subsidiaries exists or, to the Issuer’s knowledge, is threatened or imminent, and the Issuer has no knowledge of any existing or imminent labor disturbance by the employees of any of its or its Subsidiaries’ principal suppliers, contractors, consultants or customers, that would have a Material Adverse Effect.

(p) Each of the Issuer and its Subsidiaries has (i) good and defensible title to all of its oil and gas properties (including oil and gas wells, producing leasehold interests and appurtenant personal property), title investigations having been carried out by the Issuer or its Subsidiaries consistent with the reasonable practice in the oil and gas industry in the areas in which the Issuer and its Subsidiaries operate and (ii) good and marketable title to all other real and personal property owned by the Issuer and its Subsidiaries, including but not limited to such other real and personal property reflected in the financial statements or as described in the Prospectus and Disclosure Package, in each case free and clear of all restrictions, mortgages, pledges, security interests, claims, liens, encumbrances, charges and defects except such as are described in the Prospectus and the Disclosure Package, liens and encumbrances under operating agreements, unitization and pooling agreements, production sales contracts, farm-out agreements and other oil and gas exploration participation and production agreements, in each case that secure payment of amounts not yet due and payable for the performance of other unmatured obligations and are of a scope and nature customary in the oil and gas industry or arise in connection with drilling and production operations or such as do not materially affect the value of the properties of the Issuer and its Subsidiaries, considered as one enterprise, and do not interfere in any material respect with the use made and proposed to be made of such properties by the Issuer and its Subsidiaries, considered as one enterprise. The Issuer and the Subsidiaries occupy their leased properties, including their leased office space, under valid and binding leases conforming in all material respects to the description thereof set forth in the Prospectus and the Disclosure Package. All of the leases and subleases under which the Issuer or any of its Subsidiaries holds or uses properties described in the Prospectus and the Disclosure Package are in full force and effect, with such exceptions as would not reasonably be expected to have a Material Adverse Effect, and neither the Issuer nor any of its Subsidiaries has any notice of any material claim of any sort that has been asserted by anyone adverse to the rights of the Issuer or its Subsidiaries under any of the leases or subleases mentioned above, or affecting or questioning the rights of the Issuer or any Subsidiary thereof to the continued possession or use of the leased or subleased premises. The working interests in oil, gas and mineral leases or mineral interests which constitute a portion of the real property held by the Issuer reflect in all material respects the right of the Issuer to explore, develop or receive production from such real property, and the care taken by the Issuer and its Subsidiaries with respect to acquiring or otherwise procuring such leases or mineral interests was generally consistent with standard industry practices in the areas in which the Issuer and its Subsidiaries operate for acquiring or procuring leases and interests therein to explore, develop or produce for hydrocarbons.

(q) The Issuer and its Subsidiaries have such consents, easements, rights-of-way or licenses from any person (“rights-of-way”) as are necessary to enable the Issuer and its Subsidiaries to conduct its business in the manner described in the Registration Statement, the Prospectus and the Disclosure Package, subject to such qualifications as may be set forth in the Registration Statement, Prospectus and the Disclosure Package, and except for such rights-of-way the lack of which would not have, individually or in the aggregate, a Material Adverse Effect.

(r) The Issuer and the Subsidiaries have filed all federal, state, local and foreign tax returns which have been required to be filed and have paid all taxes indicated by said returns and all assessments received by them or any of them to the extent that such taxes have become due and are not being contested in good faith and for which an adequate reserve for accrual has been established in accordance with GAAP, or are currently payable without penalty

or interest, or where a failure to pay would not have a Material Adverse Effect. The Issuer has no knowledge of any actual or proposed additional material tax assessments. Other than withholding taxes that are payable by certain Selling Shareholders in conjunction with their exercise of the Options, there are no transfer taxes or other similar fees or charges under federal law or the laws of any state, or any political subdivision thereof, required to be paid in connection with the execution and delivery of this Agreement or the issuance by the Issuer or sale by the Issuer of the Shares.

(s) Since the respective dates as of which information is given in the Registration Statement and the Prospectus, as it may be amended or supplemented, (i) there has not been any material adverse change or any development involving a prospective change which has had or is reasonably likely to have a Material Adverse Effect, whether or not occurring in the ordinary course of business, and there has not been any material transaction entered into or any material transaction that is probable of being entered into by the Issuer or the Subsidiaries, other than transactions in the ordinary course of business and changes and transactions described in the Prospectus and the Disclosure Package, and (ii) none of the Issuer or any of its Subsidiaries has incurred any liability or obligation (financial or otherwise), direct or contingent, or entered into any transaction (including any off-balance sheet activities or transactions), not in the ordinary course of business, that is material to the Issuer and its Subsidiaries, as a whole, and there has not been any material change in the capital stock or partnership interests, as the case may be, or material increase in the short-term debt or long-term debt (including any off-balance sheet activities or transactions), of any of the Issuer or its Subsidiaries, or any Material Adverse Effect, or any development involving or which may reasonably be expected to result in a Material Adverse Effect. The Issuer and the Subsidiaries have no material liabilities or obligations, or indirect or direct contingent obligations, that are not disclosed in the Issuer's financial statements in the Registration Statement and the Prospectus.

(t) Neither the Issuer nor any of the Subsidiaries is or with the giving of notice or lapse of time or both, will be, in violation of or in default (i) under its Certificate of Formation or other formation document ("Charter") or By-Laws, limited partnership agreement or similar organizational documents, (ii) under any agreement, lease, contract, indenture or other instrument or obligation to which it is a party or by which it, or any of its properties, is bound or (iii) in violation of any statute, law, rule, regulation, judgment, order or decree of any court, regulatory body, administrative agency, governmental body, arbitrator or other authority having jurisdiction over the Issuer or such Subsidiary or any of its properties, as applicable, except, with respect to clauses (i) through (iii), for such violations or defaults as would not, individually or in the aggregate, have a Material Adverse Effect. The execution and delivery of this Agreement and the consummation of the transactions herein contemplated and the fulfillment of the terms hereof will not conflict with or result in a breach of any of the terms or provisions of, or constitute a default under (1) the Charter or By-Laws of the Issuer, (2) any contract, indenture, mortgage, deed of trust or other agreement or instrument to which the Issuer or any of the Subsidiaries is a party, or (3) any order, rule or regulation applicable to the Issuer or any of the Subsidiaries of any court or of any regulatory body or administrative agency or other governmental body having jurisdiction over the Issuer or any of the Subsidiaries or any of their respective properties, except, with respect to clauses (2) and (3), where such conflicts, breaches or defaults would not result in a Material Adverse Effect.

(u) Each approval, consent, order, authorization, designation, declaration or filing by or with any regulatory, administrative or other governmental body necessary in connection with the execution and delivery by the Issuer of this Agreement and the consummation of the transactions herein contemplated (except such additional steps as may be required by the Commission, FINRA or such additional steps as may be necessary to qualify the Shares for public offering by the Underwriters under state securities or Blue Sky laws) has been obtained or made and is in full force and effect.

(v) The Issuer and each of the Subsidiaries has all material licenses, certifications, permits, franchises, approvals, clearances and other regulatory authorizations (“Permits”) from governmental authorities as are necessary to conduct its businesses as currently conducted and to own, lease and operate its properties in the manner described in the Prospectus and the Disclosure Package. There is no claim, proceeding or controversy, pending or, to the knowledge of the Issuer or any of the Subsidiaries, threatened, involving the status of or sanctions under any of the Permits and no event has occurred that might allow for the revocation, termination, modification or other impairment of the rights of the Issuer or any of the Subsidiaries under such Permit, except, for such claims, proceedings, controversies or events as would not, individually or in the aggregate, have a Material Adverse Effect.

(w) To the Issuer’s knowledge, there are no affiliations or associations between any member of FINRA and any of the Issuer’s officers, directors or 5% or greater security holders, except as set forth in the Registration Statement. Except as disclosed in the Prospectus and the Disclosure Package, the Issuer (i) does not have any material lending or other relationship with any Underwriter or any bank or lending entity that is, to the Issuer’s knowledge, an affiliate of any Underwriter, and (ii) does not intend to use any of the proceeds from the sale of the Shares hereunder to repay any outstanding debt owed to any affiliate of any Underwriter.

(x) Neither the Issuer, nor to the Issuer’s knowledge, any of its affiliates, has taken or may take, directly or indirectly, any action designed to cause or result in, or which has constituted or which might reasonably be expected to constitute, the stabilization or manipulation of the price of the shares of Common Stock to facilitate the sale or resale of the Shares. The Issuer acknowledges that the Underwriters may engage in passive market making transactions in the Shares on the New York Stock Exchange in accordance with Regulation M under the Exchange Act.

(y) Neither the Issuer nor any of the Subsidiaries is, and after giving effect to the offering and the sale of the Shares and the application of the proceeds thereof as described in the Prospectus and the Disclosure Package will be, an “investment company” within the meaning of such term under the Investment Company Act of 1940, as amended, and the rules and regulations of the Commission thereunder (collectively, the “1940 Act”).

(z) The Issuer and each of the Subsidiaries carry, or are covered by, insurance in such amounts and covering such risks as is commercially reasonable for the conduct of their respective businesses and the value of their respective properties and as is customary for companies engaged in similar industries. All policies of insurance insuring the Issuer or any

Subsidiary or any of their respective businesses, assets, employees, officers and directors are in full force and effect, and the Issuer and the Subsidiaries are in compliance with the terms of such policies in all material respects. There are no claims by the Issuer or any Subsidiary under any such policy or instrument as to which an insurance company is denying liability or defending under a reservation of rights clause. The Issuer has no reason to believe that it or any Subsidiary will not be able (i) to renew its existing insurance coverage as and when such policies expire or (ii) to obtain comparable coverage from similar institutions as may be necessary or appropriate to conduct its business as now conducted and at a cost that would not have a Material Adverse Effect.

(aa) The Issuer is in compliance in all material respects with all presently applicable provisions of the Employee Retirement Income Security Act of 1974, as amended, including the regulations and published interpretations thereunder (“ERISA”); no “reportable event” (as defined in ERISA) has occurred with respect to any “pension plan” (as defined in ERISA) for which the Issuer would have any liability; the Issuer has not incurred and does not expect to incur liability under (i) Title IV of ERISA with respect to termination of, or withdrawal from, any “pension plan” or (ii) Section 412 or 4971 of the Internal Revenue Code of 1986, as amended, including the regulations and published interpretations thereunder (the “Code”); and each “pension plan” for which the Issuer would have any liability that is intended to be qualified under Section 401(a) of the Code is so qualified in all material respects and nothing has occurred, whether by action or by failure to act, which would cause the loss of such qualification.

(bb) The Issuer’s reorganization described under the captions “Prospectus Summary—Organizational Structure,” “Certain Relationships and Related Party Transactions—Corporate Reorganization,” “Corporate Reorganization,” “Security Ownership of Management and Certain Beneficial Holders” and note 1 to the Issuer’s consolidated financial statements for the nine month periods ended September 30, 2010 and 2011 (the “Reorganization”) is effective. The Reorganization (i) was approved by the board of directors of the Issuer and MRC Energy Company, a Texas corporation formerly known as Matador Resources Company (“MRC Energy”), in accordance with applicable law; (ii) was not required to be approved by the former shareholders of MRC Energy under applicable Texas law; and (iii) complied with all applicable laws of the State of Texas, including without limitation Section 10.005 of the Texas Business Organizations Code and the U.S. federal securities laws, and there are no material liabilities of MRC Energy and its Subsidiaries that have not been properly accounted for in connection with such Reorganization. MRC Energy and the Issuer have received all necessary consents, authorizations and approvals of third parties necessary to effect the Reorganization, and all of the contractual rights and obligations of MRC Energy relating to its common stock and employees have been duly and validly assigned to or vested in and assumed by the Issuer by virtue of the Reorganization, except where the failure to receive such consents, authorizations or approvals or to make such assignment would not result in a Material Adverse Effect.

(cc) Other than as contemplated by this Agreement or as disclosed in the Prospectus and the Disclosure Package, neither the Issuer nor any Subsidiary has incurred any liability for any finder’s or broker’s fee, or agent’s commission, in connection with the execution and delivery of this Agreement or the consummation of the transactions contemplated hereby.

(dd) Other than the Subsidiaries or as otherwise disclosed in the Prospectus and the Disclosure Package, the Issuer does not own, directly or indirectly, any shares of capital stock and does not have any other equity or ownership or proprietary interest in any corporation, partnership, association, trust, limited liability company, joint venture or other entity.

(ee) Neither the Issuer nor any of the Subsidiaries has sent or received any written notice indicating the termination of or intention to terminate any of the contracts or agreements referred to or described in the Registration Statement, Prospectus or the Disclosure Package, or filed as an exhibit to the Registration Statement, and no such termination has been threatened by the Issuer, any Subsidiary or, to the Issuer's knowledge, any other party to any such contract or agreement.

(ff) Neither the Issuer nor any Subsidiary is in material violation of any statute, any rule, regulation, decision or order of any governmental agency or body or any court, domestic or foreign, relating to the use, disposal or release of hazardous chemicals, toxic substances or radioactive and biological materials or relating to the protection or restoration of the environment or human exposure to hazardous chemicals, toxic substances or radioactive and biological materials (collectively, "Environmental Laws"). Neither the Issuer nor the Subsidiaries own or operate any real property contaminated with any substance that requires remedial action to be taken under any Environmental Laws, is liable for remedial action at any site where materials regulated under Environmental Laws were disposed by the Issuer or any Subsidiary, or is subject to any claim relating to any Environmental Laws, which violation, contamination, liability or claim in each case would individually or in the aggregate have a Material Adverse Effect; and the Issuer is not aware of any pending investigation which might lead to such a claim. There are no costs or liabilities arising under any Environmental Laws with respect to the operations or properties of the Issuer and its Subsidiaries (including, without limitation, any capital or operating expenditures required for clean-up or closure of properties, compliance with Environmental Laws, any permit, license or approval or any related legal constraints on operating activities, and any potential liabilities of third parties assumed under contract by the Issuer or its Subsidiaries) that would, individually or in the aggregate, have a Material Adverse Effect.

(gg) In the ordinary course of its business, the Issuer conducts a periodic review of the effect of applicable Environmental Laws on the business, operations and properties of the Issuer and its Subsidiaries, in the course of which it identifies and evaluates material associated costs and liabilities (including, without limitation, any capital or operating expenditures required for clean-up, closure of properties or compliance with Environmental Laws or any permit, license or approval, any related constraints on operating activities and any potential liabilities to third parties). On the basis of such review and the amount of its established reserves, the Issuer has reasonably concluded that such identified associated costs and liabilities would not, individually or in the aggregate, have a Material Adverse Effect.

(hh) Neither the Issuer nor any Subsidiary, nor, to the knowledge of the Issuer, any director, officer, agent, employee or other person associated with or acting on behalf of the Issuer or any Subsidiary: (i) has made any payments or inducements, directly or indirectly, to any federal or local official or candidate for, any federal or state office in the United States or foreign offices in connection with any opportunity, contract, permit, certificate, consent, order, approval, waiver or other authorization relating to the business of the Issuer or any Subsidiary, except for such payments or inducements as were lawful under applicable laws, rules and regulations; (ii) has used any corporate funds for any unlawful contribution, gift, entertainment or other unlawful expense relating to political activity; (iii) has made any direct or indirect unlawful payment to any government official or employee from corporate funds; (iv) has violated or is in violation of any provision of the Foreign Corrupt Practices Act of 1977; or (v) has made any bribe, unlawful rebate, payoff, influence payment, kickback or other unlawful payment in connection with the business of the Issuer or any Subsidiary.

(ii) The Issuer and each of the Subsidiaries owns, licenses, or otherwise has rights in all United States and foreign patents, trademarks, service marks, tradenames, copyrights, trade secrets and other proprietary rights necessary for the conduct of its respective business as currently carried on and as proposed to be carried on as described in the Prospectus and the Disclosure Package (collectively and together with any applications or registrations for the foregoing, the "Intellectual Property"), except where the failure to so own or possess would not, individually or in the aggregate, have a Material Adverse Effect, and neither the Issuer nor any of its Subsidiaries has received any notice of infringement of or conflict with any asserted rights of others with respect to any of the foregoing which, individually or in the aggregate, if the subject of an unfavorable decision, ruling or finding, would have a Material Adverse Effect. Except as specifically described in the Prospectus and the Disclosure Package, (i) to the Issuer's knowledge, there is no infringement or misappropriation by third parties of any such Intellectual Property of the Issuer; and (ii) there is no pending or, to the Issuer's knowledge, threatened action, suit, proceeding or claim by others challenging the Issuer's or any Subsidiary's rights in or to any such Intellectual Property.

(jj) Subject to Sections 1(v), (ff), (uu) and (vv) hereof, the conduct of business by the Issuer and each of the Subsidiaries complies, and at all times has complied, in all material respects with federal, state, local and foreign laws, statutes, ordinances, Permits, rules, regulations, decrees, orders and other similar items ("Laws") applicable to its business. Neither the Issuer nor any of the Subsidiaries has received any written notification asserting, or has knowledge of, any present or past failure to comply with any such Laws in any material respect.

(kk) The Issuer has taken all necessary actions to ensure that, upon the effectiveness of the Registration Statement or within the applicable grace periods thereafter, it will be in compliance in all material respects with the applicable provisions of the Sarbanes-Oxley Act of 2002 and all rules and regulations promulgated thereunder and the rules of the New York Stock Exchange that are then in effect and with which the Issuer is required to comply.

(ll) No relationship, direct or indirect, exists between or among the Issuer or its Subsidiaries, on the one hand, and the directors, officers, shareholders, customers or suppliers of the Issuer or its Subsidiaries, on the other hand, that is required to be described in the Registration Statement, the Prospectus or the Disclosure Package and is not so described. There are no outstanding loans, advances (except normal advances for business expenses in the ordinary course of business) or guarantees of indebtedness by the Issuer to or for the benefit of any of the officers or directors of the Issuer or any of their respective family members, except as disclosed in the Prospectus and the Disclosure Package.

(mm) The Shares have been duly approved for listing, subject only to official notice of issuance, on the New York Stock Exchange.

(nn) The section titled “Management’s Discussion and Analysis of Financial Condition and Results of Operation – Critical Accounting Policies” in the Registration Statement, the Prospectus and the Disclosure Package accurately and fully describes in all material respects the accounting policies which the Issuer believes are the most important in the portrayal of the financial condition and results of operations of the Issuer and its consolidated Subsidiaries and which the Issuer believes require management’s most difficult, subjective or complex judgments.

(oo) Neither the Issuer nor any of its affiliates has offered, sold or issued any securities that would reasonably be expected to be “integrated” for purposes of the Securities Act or the Rules and Regulations with the offer and sale of the Shares pursuant to the Registration Statement. Except as disclosed in the Registration Statement, the Prospectus and the Disclosure Package, neither the Issuer nor any of its affiliates has sold or issued any security during the six-month period preceding the date of the Prospectus, including but not limited to any sales pursuant to Rule 144A, Regulation D or Regulation S of the Rules and Regulations, other than shares of Common Stock issued pursuant to employee benefit plans, qualified stock option plans, director compensation arrangements or the employee compensation plans (the “Issuer Stock Plans”) or pursuant to outstanding options, rights or warrants as described in the Prospectus and the Disclosure Package.

(pp) The Issuer has not distributed and will not distribute, prior to the later of the last Over-Allotment Closing Date (as defined below) and the completion of the Underwriters’ distribution of the Shares, any offering material in connection with the offering and sale of the Shares other than a Preliminary Prospectus, the Prospectus, or any Issuer Free Writing Prospectus reviewed and consented to by the Representatives.

(qq) At the time of the initial filing of the Registration Statement and at the date of this Agreement, the Issuer was not and is not an “ineligible issuer” in connection with the offering pursuant to Rules 164, 405 and 433 of the Rules and Regulations.

(rr) The Issuer filed the Registration Statement with the Commission before it used any Issuer Free Writing Prospectus. Any Issuer Free Writing Prospectus that the Issuer is required to file pursuant to Rule 433(d) of the Rules and Regulations has been, or will be, filed with the Commission in accordance with the requirements of the Securities Act and the applicable Rules and Regulations. Each Issuer Free Writing Prospectus that the Issuer has filed, or is required to file, pursuant to Rule 433(d) under the Securities Act or that was prepared by or

on behalf of or used or referred to by the Issuer complies or will comply in all material respects with the requirements of the Securities Act and the applicable Rules and Regulations. Except for the Free Writing Prospectuses, if any, identified in Schedule IV(a) and (b) hereto, and electronic road shows, if any, each furnished to the Representatives before first use, the Issuer has not prepared, used, filed or referred to, and will not, without your prior consent, prepare, use, file or refer to, any Free Writing Prospectus. The Issuer has not, directly or indirectly, used any “prospectus” (within the meaning of the Securities Act) in connection with the offer or sale of the Shares, other than the Preliminary Prospectuses, the Pricing Prospectus, the Prospectus and the Issuer Free Writing Prospectuses listed on Schedules IV(a) or (b).

(ss) The operations of the Issuer and its Subsidiaries are and have been conducted at all times in compliance with all applicable financial recordkeeping and reporting requirements, including those of the Bank Secrecy Act, as amended by Title III of the Uniting and Strengthening America by Providing Appropriate Tools Required to Intercept and Obstruct Terrorism Act of 2001 (USA PATRIOT Act), and the applicable anti-money laundering statutes of jurisdictions where the Issuer and its Subsidiaries conduct business, the rules and regulations thereunder and any related or similar rules, regulations or guidelines, issued, administered or enforced by any governmental agency (collectively, the “Anti-Money Laundering Laws”), and no action, suit or proceeding by or before any court or governmental agency, authority or body or any arbitrator involving the Issuer or any of its Subsidiaries with respect to the Anti-Money Laundering Laws is pending or, to the best knowledge of the Issuer, threatened.

(tt) None of the Issuer nor any of its Subsidiaries (collectively, the “Entity”), nor any director or officer of the Entity nor, to the Entity’s knowledge, any employee agent, affiliate or representative of the Entity, is an individual or entity (“Person”) that is, or is owned or controlled by, a Person that is (i) the subject of any sanctions administered or enforced by the U.S. Department of Treasury’s Office of Foreign Assets Control (“OFAC”), the United Nations Security Council (“UNSC”), the European Union (“EU”), Her Majesty’s Treasury (“HMT”), or other relevant sanctions authority (collectively, “Sanctions”), nor (ii) located, organized or resident in a country or territory that is the subject of Sanctions (including, without limitation, Burma/Myanmar, Cuba, Iran, North Korea, Sudan and Syria). The Entity represents and covenants that it will not, directly or indirectly, use the proceeds of the offering, or lend, contribute or otherwise make available such proceeds to any subsidiary, joint venture partner or other Person (A) to fund or facilitate any activities or business of or with any Person or in any country or territory that, at the time of such funding or facilitation, is the subject of Sanctions; or (B) in any other manner that will result in a violation of Sanctions by any Person (including any Person participating in the offering, whether as underwriter, advisor, investor or otherwise). The Entity represents and covenants that it has not knowingly engaged in, is not now knowingly engaged in, and will not engage in, any dealings or transactions with any Person, or in any country or territory, that at the time of the dealing or transaction is or was the subject of Sanctions.

(uu) As of the date hereof, (i) all royalties, rentals, deposits and other amounts owed under the oil and gas leases constituting the oil and gas properties of the Issuer and its Subsidiaries have been properly and timely paid, other than amounts held in suspense accounts pending routine payments or related to disputes about the proper identification of royalty

owners and except where the failure to timely pay such amounts could not, individually or in the aggregate, have a Material Adverse Effect on the Issuer or any of its Subsidiaries; (ii) no material amount of proceeds from the sale or production attributable to the oil and gas properties of the Issuer and its Subsidiaries are currently being held in suspense by any purchaser thereof, except where such amounts due could not, individually or in the aggregate, have a Material Adverse Effect on the Issuer or any of the Subsidiaries, and (iii) there are no claims under take-or-pay contracts pursuant to which natural gas purchasers have any make-up rights affecting the interests of the Issuer or its Subsidiaries in their oil and gas properties, except where such claims could not, individually or in the aggregate, have a Material Adverse Effect on the Issuer or any of its Subsidiaries.

(vv) No consent, approval, authorization or order of, or qualification with, any governmental body or agency, other than those obtained, is required in connection with the offering of the Directed Shares in any jurisdiction where the Directed Shares are being offered. The Registration Statement, the Prospectus and the Disclosure Package comply, and any further amendments or supplements thereto will comply, in all material respects, with any applicable laws or regulations of any foreign jurisdiction in which the Prospectus, the Disclosure Package or any Free Writing Prospectus is distributed in connection with the Directed Share Program; and no approval, authorization, consent or order of or filing with any governmental or regulatory commission, board, body, authority or agency, other than those heretofore obtained, is required in connection with the offering of the Directed Shares in any jurisdiction where the Directed Shares are being offered, it being understood and agreed that none of the Directed Shares will be offered or sold in connection with the Directed Share Program outside of the United States. The Issuer has not offered, or caused the Underwriters to offer, Shares to any person pursuant to the Directed Share Program with the intent to unlawfully influence (i) a customer or supplier of the Issuer or any of the Subsidiaries to alter the customer's or supplier's level or type of business with the Issuer or any of its Subsidiaries, or (ii) a trade journalist or publication to write or publish favorable information about the Issuer or any of its Subsidiaries or any of their respective products or services.

(ww) The oil and natural gas reserve estimates contained or incorporated by reference into the Registration Statement and included in the Prospectus have been prepared by employees of the Issuer or its Subsidiaries and have been audited by independent reserve engineers, in accordance with Commission guidelines applied on a consistent basis throughout the periods involved, and the Issuer and the Subsidiaries have no reason to believe that such estimates do not fairly reflect the oil and natural gas reserves of the Issuer and the Subsidiaries as of the dates indicated. The information underlying the estimates of the Issuer's reserves that was supplied to each of LaRoche Petroleum Consultants, Ltd. and Netherland, Sewell & Associates, Inc. (the "Reserve Engineers"), for the purposes of auditing the reserve reports and estimates of the proved reserves of the Issuer disclosed in the Registration Statement, the Prospectus and the Disclosure Package, including production and costs of operation, was true and correct in all material respects on the dates such estimates were made, and such information was supplied and was prepared in accordance with customary industry practices. Other than normal production of the reserves, the impact of changes in prices and costs, and fluctuations in demand for oil and natural gas, and except as disclosed in the Registration Statement, the Prospectus and the Disclosure Package, the Issuer has no knowledge of any facts or

circumstances that would in the aggregate result in a material adverse change in the aggregate net proved reserves, or the aggregate present value or the standardized measure of the future net cash flows therefrom, as described in the Registration Statement, the Prospectus and the Disclosure Package and as reflected in the reports the Reserve Engineers prepared with regard to the proved reserves that the Issuer owns. The estimates of such proved reserves and standardized measure as described in the Registration Statement, the Prospectus and the Disclosure Package and reflected in the reports referenced therein have been prepared in a manner that complies with the applicable requirements of the Rules and Regulations with respect to such estimates.

(xx) Each of the Reserve Engineers is an independent petroleum engineer with respect to the Issuer and its Subsidiaries.

(yy) Any certificate signed by an officer of the Issuer and delivered to the Representative or to counsel for the Underwriters shall be deemed to be a representation and warranty by the Issuer to each Underwriter as to the matters set forth therein.

2. REPRESENTATIONS AND WARRANTIES OF THE SELLING SHAREHOLDERS.

Each of the Selling Shareholders, severally and not jointly, represents and warrants to each of the Underwriters as follows:

(a) Except with respect to any Option Shares to be acquired by such Selling Shareholder, such Selling Shareholder is the record owner of and now has and at the Closing Date and the Over-Allotment Closing Date, if any, will have valid title to the Shares to be sold by such Selling Shareholder, free and clear of any liens, encumbrances, equities and claims (except for any liens, encumbrances, equities and claims arising under the Custody Agreement and Power of Attorney described in Section 3(b) of this Agreement that has been executed and delivered by such Selling Shareholder). At the Closing Date and any Over-Allotment Closing Date, if any, such Selling Shareholder will be the record owner of and will have valid title to any Option Shares to be sold by such Selling Shareholder, free and clear of any liens, encumbrances, equities and claims (except for any liens, encumbrances, equities and claims arising under the Custody Agreement and Power of Attorney that has been executed and delivered by such Selling Shareholder).

(b) Upon payment for the Shares to be sold by such Selling Shareholder pursuant to this Agreement, delivery of such Shares, as directed by the Underwriters, to such nominee as may be designated by the Depository Trust Company, New York, NY ("DTC"), registration of such Shares in the name of such nominee and the crediting of such Shares on the books of DTC to securities accounts of the Underwriters, (A) DTC shall be a "protected purchaser" of such Shares within the meaning of Section 8-303 of the NYUCC, and (B) under Section 8-501 of the NYUCC, the Underwriters will acquire a valid security entitlement in respect of such Shares, free and clear of any liens, encumbrances, equities and claims; for purposes of this representation, such Selling Shareholder may assume that when such payment, delivery and crediting occur, (x) such Shares will have been registered in the name of a nominee

designated by DTC, in each case on the Issuer's share registry in accordance with its certificate of incorporation, bylaws and applicable law, (y) DTC will be registered as a "clearing corporation" within the meaning of Section 8-102 of the UCC and (z) appropriate entries to the accounts of the several Underwriters on the records of DTC will have been made pursuant to the UCC.

(c) This Agreement and the Custody Agreement and Power of Attorney have been duly authorized, executed and delivered by such Selling Shareholder and are valid and binding agreements of such Selling Shareholder. The execution and delivery of this Agreement and the Custody Agreement and Power of Attorney and the consummation by such Selling Shareholder of the transactions contemplated thereby and the fulfillment by such Selling Shareholder of the terms thereof will not require any consent, approval, authorization, or other order of any court, regulatory body, administrative agency or other governmental body (except as may be required under the Securities Act and state securities or Blue Sky laws) and will not result in a breach of any of the terms and provisions of, or constitute a default under, (i) organizational documents of such Selling Shareholder, if not an individual, (ii) any indenture, mortgage, deed of trust or other agreement or instrument to which such Selling Shareholder is a party, or (iii) of any order, rule or regulation applicable to such Selling Shareholder of any court or of any regulatory body or administrative agency or other governmental body having jurisdiction, except, with respect to clauses (ii) and (iii), where the failure to obtain such consents, approvals, authorizations or orders, or the occurrence of such breaches or defaults, would not materially adversely affect the power or ability of such Selling Shareholder to perform its obligations under this Agreement or the Custody Agreement and Power of Attorney or to consummate the transactions contemplated hereby and thereby.

(d) Such Selling Shareholder has not taken, directly or indirectly, any action designed to, or which has constituted, or which might reasonably be expected to cause or result in the stabilization or manipulation of the price of the Common Stock of the Issuer and, except as permitted by the Securities Act and consented to in advance by the Representatives, the Selling Shareholder has not distributed any Free Writing Prospectus, Preliminary Prospectus, the Prospectus or any other offering material in connection with the offering of the Shares.

(e) Except as disclosed by such Selling Shareholder in writing to the Representatives, neither such Selling Shareholder nor any of his, her or its affiliates directly, or indirectly through one or more intermediaries, controls, or is controlled by, or is under common control with, or has any other affiliations or associations with any member of FINRA.

(f) The information pertaining to such Selling Shareholder under the caption "Principal and Selling Shareholders" in the Pricing Prospectus and Prospectus, and any Free Writing Prospectus containing information pertaining to such Selling Shareholder that has been provided by such Selling Shareholder, is complete and accurate in all material respects. The Registration Statement does not, and any further amendments to the Registration Statement will not, when they become effective, contain an untrue statement of a material fact or omit to state a material fact required to be stated therein or necessary to make the statements therein not misleading; the Prospectus does not, and as amended or supplemented on the Closing Date will not, contain an untrue statement of a material fact or omit to state a material fact necessary to

make the statements therein, in the light of the circumstances under which they were made, not misleading; and the Disclosure Package, as of the Applicable Time, did not include any untrue statement of a material fact or omit to state any material fact necessary in order to make the statements therein, in the light of the circumstances under which they were made, not misleading; provided, that all of the representations and warranties set forth in this second sentence of clause (f) apply only to (1) information with respect to such Selling Shareholder set forth in the Registration Statement, the Prospectus, the Disclosure Package or any amendment or supplement thereto in reliance upon and in conformity with written information furnished to the Issuer by such Selling Shareholder expressly for use therein, it being understood and agreed that the only such information furnished by each Selling Shareholder consists of the statements with respect to such Selling Shareholder under the caption "Principal and Selling Shareholders" in the Prospectus and the Disclosure Package (with respect to each Selling Shareholder, the "Selling Shareholder Information"); and (2) information with respect to any position, office or other relationship that such Selling Shareholder has had with, and that is material to, the Issuer or any of its predecessors or affiliates within the three years prior to the date of the Prospectus. The sale of the Firm Securities by such Selling Shareholder pursuant hereto is not prompted by any information concerning the Issuer or any of the Subsidiaries which is not set forth in the Registration Statement, Prospectus or Disclosure Package.

(g) Each Selling Shareholder that is selling Option Shares hereby severally, and not jointly, represents and warrants to each of the Underwriters that the arrangements made by such Selling Shareholder for the exercise of the Options exercisable for the Option Shares are in proper form for the irrevocable exercise of such Options in accordance with the terms of the applicable Issuer Stock Plan (as hereinafter defined); and that on or before the Closing Date, such Options will be duly and irrevocably exercised in accordance with the terms of the applicable Issuer Stock Plan, and the exercise of such Options shall not be terminable by any act or deed of such Selling Shareholder (or by any other person, firm or corporation including the Issuer, the Custodian or the Attorney-in-Fact) or by operation of law or otherwise (including the death of such Selling Shareholder if an individual or the dissolution or winding up of such Selling Shareholder if an entity).

3. PURCHASE, SALE AND DELIVERY OF THE FIRM SECURITIES.

(a) On the basis of the representations, warranties and covenants herein contained, and subject to the conditions herein set forth, the Issuer and the Selling Shareholders agree to sell to the Underwriters and each Underwriter agrees, severally and not jointly, to purchase, at a price of \$_____ per share, the number of Firm Securities set forth opposite the name of each Underwriter in Schedule I hereof, subject to adjustments in accordance with Section 11 hereof. The number of Firm Securities to be purchased by each Underwriter from each Selling Shareholder shall be as nearly as practicable in the same proportion to the total number of Firm Securities being sold by each Selling Shareholder as the number of Firm Securities being purchased by each Underwriter bears to the total number of Firm Securities to be sold hereunder, adjusted by you in such manner as to avoid fractional shares. The obligations of the Issuer and of each of the Selling Shareholders shall be several and not joint.

(b) Certificates in negotiable form for the total number of the Shares to be sold hereunder by the Selling Shareholders have been placed, or with respect to the Option Shares will be placed on or before the Closing Date, in custody with Registrar and Transfer Company as custodian (the “Custodian”) pursuant to the Custody Agreement and Power of Attorney (the “Custody Agreement and Power of Attorney”) executed by each Selling Shareholder for delivery of all Shares to be sold hereunder by the Selling Shareholders. Each of the Selling Shareholders specifically agrees that the Shares represented by the certificates held, or with respect to the Option Shares to be held, in custody for the Selling Shareholders under the Custody Agreement and Power of Attorney are subject to the interests of the Underwriters hereunder, that the arrangements made by the Selling Shareholders for such custody are to that extent irrevocable, and that the obligations of the Selling Shareholders hereunder shall not be terminable by any act or deed of the Selling Shareholders (or by any other person, firm or corporation including the Issuer, the Custodian or the Underwriters) or by operation of law (including the death of an individual Selling Shareholder or the dissolution of a corporate Selling Shareholder) or by the occurrence of any other event or events, except as set forth in the Custody Agreement and Power of Attorney. If any such event should occur prior to the delivery to the Underwriters of the Firm Securities hereunder, certificates for the Shares shall be delivered by the Custodian in accordance with the terms and conditions of this Agreement as if such event has not occurred. The Custodian is authorized to receive and acknowledge receipt of the proceeds of sale of the Shares held by it against delivery of such Shares.

(c) Payment for the Firm Securities to be sold hereunder is to be made in federal (same day) funds to an account designated by the Issuer for the Firm Securities to be sold by it and to an account designated by the Custodian for the Firm Securities to be sold by the Selling Shareholders, in each case against delivery of certificates therefor to the Representatives for the several accounts of the Underwriters. Such payment and delivery are to be made through the facilities of the DTC at 10:00 a.m., New York time, on the third business day after the date of this Agreement or at such other time and date not later than five business days thereafter as you and the Issuer shall agree upon (such time and date being herein referred to as the “Closing Date”). As used herein, “business day” means a day on which the New York Stock Exchange is open for trading and on which banks in New York are open for business and are not permitted by law or executive order to be closed.

(d) In addition, on the basis of the representations and warranties herein contained and subject to the terms and conditions herein set forth, the Issuer and the Selling Shareholders hereby grant an option to the several Underwriters to purchase the Over-Allotment Securities at the price per share as set forth in paragraph (a) of this Section 3, less an amount per share equal to any dividends or distributions declared by the Issuer and payable on the Firm Securities but not payable on the Over-Allotment Securities. The option granted hereby may be exercised in whole or in part by giving written notice within 30 days after the date of this Agreement, by you, as the Representatives of the several Underwriters, to the Issuer setting forth the number of Over-Allotment Securities as to which the several Underwriters are exercising the option and the time and date at which such certificates are to be delivered. If the option granted hereby is exercised in full, the Issuer will sell 35% and the Selling Shareholders will sell 65% of the Over-Allotment Securities to be purchased by the Underwriters, with each Selling Shareholder selling the number of Over-Allotment Securities set forth for such Selling Shareholder

in Schedules II and III. If the option granted hereby is exercised only in part, the respective numbers of Over-Allotment Securities to be sold by the Issuer and each of the Selling Shareholders shall be in the same proportion to the respective numbers of Over-Allotment Securities that would be sold by each of them if the option granted hereby is exercised in full, adjusted by you in such manner as to avoid fractional shares. The time and date at which certificates for Over-Allotment Securities are to be delivered shall be determined by the Representatives but shall not be earlier than three nor later than 10 full business days after the exercise of such option, nor in any event prior to the Closing Date (such time and date being herein referred to as the “Over-Allotment Closing Date”). If the date of exercise of the option is three or more days before the Closing Date, the notice of exercise shall set the Closing Date as the Over-Allotment Closing Date. The number of Over-Allotment Securities to be purchased by each Underwriter shall be in the same proportion to the total number of Over-Allotment Securities being purchased as the number of Firm Securities being purchased by such Underwriter bears to the total number of Firm Securities, adjusted by you in such manner as to avoid fractional shares. The option with respect to the Over-Allotment Securities granted hereunder may be exercised only to cover over-allotments in the sale of the Firm Securities by the Underwriters. You, as the Representatives of the several Underwriters, may cancel such option at any time prior to its expiration by giving written notice of such cancellation to the Issuer. To the extent, if any, that the option is exercised, payment for the Over-Allotment Securities shall be made on the Over-Allotment Closing Date in federal (same day) funds to an account designated by the Issuer for the Over-Allotment Securities to be sold by it and to an account designated by the Custodian for the Over-Allotment Securities to be sold by the Selling Shareholders, in each case against delivery of certificates therefor to the Representatives for the several accounts of the Underwriters through the facilities of DTC.

4. OFFERING BY THE UNDERWRITERS.

It is understood that the several Underwriters are to make a public offering of the Firm Securities as soon as the Representatives deem it advisable to do so. The Firm Securities are to be initially offered to the public at the initial public offering price set forth in the Prospectus. To the extent, if at all, that any Over-Allotment Securities are purchased pursuant to Section 3 hereof, the Underwriters will offer them to the public on the foregoing terms.

It is further understood that you will act as the Representatives for the Underwriters in the offering and sale of the Shares in accordance with a Master Agreement Among Underwriters entered into by you and the several other Underwriters.

The Issuer and the Selling Shareholders hereby confirm their engagement of Jefferies & Company, Inc. (“Jefferies”), and Jefferies hereby confirms its agreement with the Issuer and the Selling Shareholders to render services, as a “qualified independent underwriter” within the meaning of FINRA Rule 5121 (“Rule 5121”) with respect to the offering and sale of the Shares. Jefferies, solely in its capacity as qualified independent underwriter and not otherwise, is referred to herein as the “QIU.” The Issuer, the Selling Shareholders and the Underwriters agree that Jefferies will not receive any additional compensation hereunder for serving as the QIU in connection with the offering and sale of the Shares.

5. COVENANTS.

(a) The Issuer covenants and agrees with the several Underwriters that it will (i) prepare and timely file with the Commission under Rule 424(b) of the Rules and Regulations a Prospectus in a form approved by the Representatives containing information previously omitted at the time of effectiveness of the Registration Statement in reliance on Rule 430A of the Rules and Regulations, (ii) not file any amendment to the Registration Statement or supplement to the Prospectus, any Preliminary Prospectus or any Issuer Free Writing Prospectus of which the Representatives shall not previously have been advised and furnished with a copy or to which the Representatives shall have reasonably objected in writing or which is not in compliance with the Rules and Regulations and (iii) file on a timely basis all reports and any definitive proxy or information statements required to be filed by the Issuer with the Commission subsequent to the date of the Prospectus and prior to the termination of the offering of the Shares by the Underwriters.

(b) The Issuer has not distributed and without the prior consent of the Representatives, it will not distribute any prospectus or other offering material (including, without limitation, any offer relating to the Shares that would constitute a Free Writing Prospectus and content on the Issuer's website that may be deemed to be a prospectus or other offering material) in connection with the offering and sale of the Shares, other than the materials referred to in Section 1(a). Each Underwriter represents and agrees that it has not made and, without the prior consent of the Issuer and the Representatives, it will not make, any offer relating to the Offered Securities that would constitute an Issuer Free Writing Prospectus. Any such Issuer Free Writing Prospectus the use of which has been consented to by the Issuer and the Representatives is listed on Schedule IV(a) or (b) hereto. The Issuer has complied and will comply with the requirements of Rule 433 of the Rules and Regulations applicable to any Issuer Free Writing Prospectus, including timely filing with the Commission or retention where required and legending. The Issuer represents that it has satisfied and agrees that it will satisfy the conditions under Rule 433 of the Rules and Regulations to avoid a requirement to file with the Commission any electronic road show. The Issuer agrees that if at any time following issuance of an Issuer Free Writing Prospectus any event occurred or occurs as a result of which such Issuer Free Writing Prospectus would conflict with the information in the Registration Statement, the Pricing Prospectus or the Prospectus or would include an untrue statement of a material fact or omit to state any material fact necessary in order to make the statements therein, in light of the circumstances then prevailing, not misleading, the Issuer will give prompt notice thereof to the Representatives and, if requested by the Representatives, will prepare and furnish without charge to each Underwriter an Issuer Free Writing Prospectus or other document which will correct such conflict, statement or omission.

(c) The Issuer will not take, directly or indirectly, any action designed to cause or result in, or that has constituted or might reasonably be expected to constitute, the stabilization or manipulation of the price of any securities of the Issuer.

(d) After the date of this Agreement, the Issuer shall promptly advise the Representatives in writing (i) when the Registration Statement shall have become effective, (ii) of the receipt of any comments of, or requests for additional or supplemental information

from, the Commission, (iii) of the time and date of any filing of any post-effective amendment to the Registration Statement or any amendment or supplement to any Preliminary Prospectus or the Prospectus, (iv) of the time and date that any post-effective amendment to the Registration Statement becomes effective and (v) of the issuance by the Commission of any stop order suspending the effectiveness of the Registration Statement or of any order or notice preventing or suspending the use of the Registration Statement, any Preliminary Prospectus or the Prospectus, or of any proceedings to remove, suspend or terminate from listing or quotation the Common Stock from any securities exchange upon which it is listed for trading or included or designated for quotation, or of the threatening or initiation of any proceedings for any of such purposes. The Issuer shall use its commercially reasonable efforts to prevent the issuance of any such stop order or notice of prevention or suspension of such use. If the Commission shall enter any such stop order or issue any such notice at any time, the Issuer will use its commercially reasonable efforts to obtain the lifting or reversal of such order or notice at the earliest possible moment, or, subject to Section 5(a), will file an amendment to the Registration Statement or will file a new registration statement and use its commercially reasonable efforts to have such amendment or new registration statement declared effective as soon as practicable. Additionally, the Issuer agrees that it shall comply with the provisions of Rules 424(b) and 430A, as applicable, of the Rules and Regulations, including with respect to the timely filing of documents thereunder, and will use its reasonable efforts to confirm that any filings made by the Issuer under such Rule 424(b) of the Rules and Regulations were received in a timely manner by the Commission.

(e) The Issuer will cooperate with the Representatives in endeavoring to qualify the Shares for sale under or obtain exemptions from the application of the securities laws of such jurisdictions as the Representatives may reasonably have designated in writing and will make such applications, file such documents, and furnish such information as may be reasonably required for that purpose; provided, that the Issuer shall not be required to (i) qualify as a foreign corporation in any jurisdiction in which it would not otherwise be required to so qualify, (ii) file a general consent to service of process in any such jurisdiction or (iii) subject itself to taxation in any jurisdiction in which it would not otherwise be subject. The Issuer will, from time to time, prepare and file such statements, reports, and other documents, as are or may be required to continue such qualifications in effect for so long a period as the Representatives may reasonably request for distribution of the Shares. The Issuer will advise the Representatives promptly of the suspension of the qualification or registration of (or any such exemption relating to) the Shares for offering, sale or trading in any jurisdiction or any initiation or threat of any proceeding for any such purpose, and in the event of the issuance of any order suspending such qualification, registration or exemption, the Issuer shall use its commercially reasonable efforts to obtain the withdrawal thereof at the earliest possible moment.

(f) The Issuer will deliver to, or upon the order of, the Representatives, from time to time, as many copies of any Preliminary Prospectus as the Representatives may reasonably request. The Issuer will deliver to, or upon the order of, the Representatives during the period when delivery of a Prospectus is required under the Securities Act, as many copies of the Prospectus in final form, or as thereafter amended or supplemented, as the Representatives may reasonably request. The Issuer will deliver to the Representatives at or before the Closing Date, four signed copies of the Registration Statement and all amendments thereto including all

exhibits filed therewith, and will deliver to the Representatives such number of copies of the Registration Statement (including such number of copies of the exhibits filed therewith that may reasonably be requested) and of all amendments thereto, as the Representatives may reasonably request.

(g) The Issuer will comply with the Securities Act and the Rules and Regulations, and the Exchange Act, and the rules and regulations of the Commission thereunder and the rules and regulations of the New York Stock Exchange, so as to permit the completion of the distribution of the Shares and the Directed Share Program as contemplated in this Agreement and the Prospectus. If, during the period in which a prospectus is required by law to be delivered by an Underwriter or dealer, any event or development shall occur or condition exist as a result of which the Prospectus or the Disclosure Package as then amended or supplemented would include any untrue statement of a material fact or omit to state any material fact necessary in order to make the statements therein, in the light of the circumstances under which they were made or then prevailing, as the case may be, not misleading, or if it shall be necessary to amend or supplement the Prospectus or the Disclosure Package, in order to make the statements therein, in the light of the circumstances under which they were made or then prevailing, as the case may be, not misleading, or if in the opinion of the Representatives it is otherwise necessary or advisable to amend or supplement the Registration Statement, the Prospectus or the Disclosure Package, or to file a new registration statement containing the Prospectus, in order to comply with law, including in connection with the delivery of the Prospectus, the Issuer agrees to (i) notify the Representatives of any such event, development or condition and (ii) promptly prepare (subject to Section 5(a) hereof), file with the Commission (and use its commercially reasonable efforts to have any amendment to the Registration Statement or any new registration statement to be declared effective) and furnish at its own expense to the Underwriters and to any dealers identified by the Representatives, amendments or supplements to the Registration Statement, the Prospectus or the Disclosure Package, or any new registration statement, necessary in order to make the statements in the Prospectus or the Disclosure Package as so amended or supplemented, in the light of the circumstances under which they were made or then prevailing, as the case may be, not misleading or so that the Registration Statement, the Prospectus or the Disclosure Package, as amended or supplemented, will comply with law.

(h) The Issuer will make generally available to its security holders, as soon as it is practicable to do so, but in any event not later than 15 months after the effective date of the Registration Statement, an earning statement (which need not be audited) in reasonable detail, covering a period of at least 12 consecutive months beginning after the effective date of the Registration Statement, which earning statement shall satisfy the requirements of Section 11(a) of the Securities Act and Rule 158 of the Rules and Regulations and will advise you in writing when such statement has been so made available.

(i) Prior to the Closing Date, the Issuer will furnish to the Underwriters, as soon as they have been prepared by or are available to the Issuer, a copy of any unaudited interim financial statements of the Issuer for any period subsequent to the period covered by the most recent financial statements appearing in the Registration Statement and the Prospectus.

(j) The Issuer covenants and agrees that it will not, without the prior written consent of the Representatives (which consent may be withheld in their sole discretion), directly or indirectly, sell, offer, contract or grant any option to sell (including without limitation any short sale), grant any option, right or warrant to purchase, pledge, transfer, establish an open "put equivalent position" within the meaning of Rule 16a-1(h) under the Exchange Act, lend or otherwise dispose of any shares of Common Stock, options, rights or warrants to acquire shares of Common Stock, or securities exchangeable or exercisable for or convertible into shares of Common Stock, including, without limitation, entering into any swap or other arrangement that transfers, in whole or in part, the economic consequences of the ownership of Common Stock, or announce the offering of, or file any registration statement under the Securities Act in respect of any shares of Common Stock, options or warrants to acquire Common Stock or securities exchangeable or exercisable for or convertible into Common Stock, or publicly announce an intention to do any of the foregoing, for a period commencing on the date hereof and continuing through the close of trading on the date 180 days after the date of the final prospectus relating to the offering (the "Initial Restricted Period"), other than: (i) the Shares to be sold hereunder; (ii) grants of options pursuant to the Issuer Stock Plans; provided, that such securities will not vest or become exercisable, as applicable, during the Initial Restricted Period without the Representatives' prior written consent; or (iii) any registration statement on Form S-8 or any similar or successor form relating to an offering of securities solely to the Issuer's or its Subsidiaries' employees. Notwithstanding the foregoing, if (i) the Issuer issues an earnings release or material news, or a material event relating to the Issuer occurs, during the last 17 days of the Initial Restricted Period, or (ii) prior to the expiration of the Initial Restricted Period, the Issuer announces that it will release earnings results during the 16-day period beginning on the last day of the Initial Restricted Period, the restrictions imposed by this agreement shall continue to apply until the expiration of the 18-day period beginning on the issuance of the earnings release or the occurrence of the material news or material event. The Issuer shall not engage in any transaction that may be restricted by this Section 5(j) during the 34-day period beginning on the last day of the Initial Restricted Period unless the Issuer requests and receives prior written confirmation from the Representatives that the restrictions imposed by this Agreement have expired.

(k) The Issuer will use its commercially reasonable efforts to list, subject to notice of issuance, the Shares, and cause the shares to be admitted and authorized for trading, on the New York Stock Exchange.

(l) The Issuer has caused each of its officers and directors and various shareholders of the Issuer, which officers, directors and shareholders in the aggregate own at least _____% of the outstanding shares of Common Stock of the Issuer, to furnish to RBC, on or prior to the date of this Agreement, a letter or letters, in form and substance satisfactory to the Representatives, pursuant to which each such person shall agree not to offer, sell, sell short or otherwise dispose of any shares of Common Stock of the Issuer or other capital stock of the Issuer, or any other securities convertible, exchangeable or exercisable for Common Stock or derivative of Common Stock owned by such person or request the registration for the offer or sale of any of the foregoing (or as to which such person has the right to direct the disposition of)

for a period of 180 days after the date of this Agreement, directly or indirectly, except with the prior written consent of RBC (“Lockup Agreements”); *provided, however*, that the provisions of the Lockup Agreements do not apply to the sale by Selling Shareholders of Firm Securities pursuant to this Agreement.

(m) If RBC, in its sole discretion, agrees to release or waive the restrictions set forth in a Lockup Agreement for an officer or director of the Issuer and provides the Issuer with notice of the impending release or waiver at least three business days before the effective date of the release or waiver, the Company agrees to announce the impending release or waiver by a press release substantially in the form of Exhibit C hereto through a major news service at least two business days before the effective date of the release or waiver.

(n) The Issuer shall apply the net proceeds of its sale of the Shares as described under the heading “Use of Proceeds” in the Prospectus and the Disclosure Package and shall report with the Commission with respect to the sale of the Shares and the application of the proceeds therefrom as may be required in accordance with Rule 463 of the Rules and Regulations.

(o) The Issuer shall not invest, or otherwise use the proceeds received by it from the sale of the Shares in such a manner as would require the Issuer or any of its Subsidiaries to, and will take such steps as necessary to ensure that neither the Issuer nor any of its Subsidiaries is required to, register as an investment company under the 1940 Act.

(p) The Issuer will maintain a transfer agent and, if necessary under the jurisdiction of incorporation of the Issuer, a registrar for the Common Stock.

(q) The Issuer will furnish to its shareholders as soon as practicable after the end of each fiscal year an annual report (including a balance sheet and statements of income, shareholders’ equity and cash flows of the Issuer and its consolidated subsidiaries certified by independent public accountants) and, as soon as practicable after the end of each of the first three quarters of each fiscal year (beginning with the fiscal quarter ending after the effective date of the Registration Statement), to make available to its shareholders consolidated summary financial information of the Issuer and its Subsidiaries for such quarter in reasonable detail; provided, that any document that is available on EDGAR shall be deemed furnished to the shareholders in satisfaction of the Issuer’s obligation under this paragraph.

(r) During the period of five years after the date of this Agreement, the Issuer will furnish upon request to the Representatives, as soon as practicable after the filing thereof, copies of each proxy statement, Annual Report on Form 10-K, Quarterly Report on Form 10-Q, Current Report on Form 8-K or other report filed or furnished by the Issuer with the Commission, FINRA or any securities exchange or mailed to the Issuer’s shareholders; provided that any document that is available on EDGAR shall be deemed furnished to the Representatives in satisfaction of the Issuer’s obligation under this paragraph.

(s) The Issuer will comply with all applicable securities and other laws, rules and regulations, including, without limitation, the Sarbanes-Oxley Act, and use its commercially reasonable efforts to cause the Issuer’s directors and officers, in their capacities as such, to comply with such laws, rules and regulations, including, without limitation, the provisions of the Sarbanes-Oxley Act.

(t) During the period in which a prospectus is required by law to be delivered by an Underwriter or dealer, each of the Issuer and its Subsidiaries will maintain and keep accurate books and records reflecting their assets and will maintain a system of internal accounting controls sufficient to provide reasonable assurances that: (A) transactions are executed in accordance with management's general or specific authorization; (B) transactions are recorded as necessary to permit preparation of financial statements in conformity with GAAP and to maintain accountability for assets; (C) access to assets is permitted only in accordance with management's general or specific authorization; and (D) the recorded accountability for assets is compared with the existing assets at reasonable intervals and appropriate action is taken with respect to any differences. The Issuer will employ disclosure controls and procedures that are effective to perform the functions for which they were established and designed to ensure that information required to be disclosed by the Issuer in the reports that it files or submits under the Exchange Act is recorded, processed, summarized and reported, within the time periods specified in the Commission's rules and forms, and is accumulated and communicated to the Issuer's management, including its principal executive officer or officers and principal financial officer or officers, as appropriate, to allow timely decisions regarding disclosure.

(u) The Issuer will comply with all applicable securities and other laws, rules and regulations in each jurisdiction in which the Directed Shares are offered in connection with the Directed Share Program. In connection with the Directed Share Program, to ensure that the Directed Shares will be restricted from sale, transfer, assignment, pledge or hypothecation to the same extent as sales and dispositions of Common Stock by the Issuer are restricted pursuant to Section 5(j), RBC will notify the Issuer as to which Participants will need to be so restricted and, at the request of RBC, the Issuer will direct the transfer agent to place stop transfer restrictions upon such securities for such period of time as is consistent with Section 5(j). Should any Participant seek a release from such restrictions as to any of the Directed Shares, the Issuer agrees to reimburse the Underwriters and RBC for any reasonable expenses (including, without limitation, legal expenses) they incur in connection with such release. Such release shall only be granted by a written consent provided by RBC, in its sole discretion, acting on behalf of the Underwriters.

(v) The Issuer will promptly from time to time take such action as the Representatives may reasonably request to qualify the Shares for offering and sale under the securities or Blue Sky laws and the securities laws of Canada and such other jurisdictions as the Representatives may request and to comply with such laws so as to permit the continuance of sales and dealings therein in such jurisdictions for as long as may be necessary to complete the distribution of the Shares; provided that in connection therewith the Issuer shall not be required to (i) qualify as a foreign corporation in any jurisdiction in which it would not otherwise be required to so qualify, (ii) file a general consent to service of process in any such jurisdiction, or (iii) subject itself to taxation in any jurisdiction in which it would not otherwise be subject.

(w) The Issuer will use its commercially reasonable best efforts to do or perform all things required to be done or performed by it prior to the Closing Date or Over-Allotment Closing Date, as the case may be, to satisfy all conditions precedent to the delivery of the Shares pursuant to this Agreement.

(x) With respect to any shares of Common Stock owned by any shareholder who has executed and delivered a Lockup Agreement, RBC agrees to provide a consent pursuant to such Lockup Agreement to permit a proposed direct sale or transfer (a "Proposed Transfer"), not through the public markets or any stock exchange, by such shareholder to another shareholder of the Issuer who owned other shares of Common Stock of the Issuer prior to the date of this Agreement, if all of the following conditions are satisfied: (i) RBC receives five days advance written notice of such Proposed Transfer providing the details of the Proposed Transfer, (ii) no Form 4 or amendment of any Schedule 13D or 13G would be required to be filed with the Commission pursuant to the Rules and Regulations by the selling or transferring shareholder as a result of the Proposed Transfer, and (iii) the shareholder acquiring such shares in the Proposed Transfer has also executed and delivered a Lockup Agreement and acknowledges in writing to RBC that such shares will be restricted from further sale or transfer by such shareholder pursuant to such Lockup Agreement and for the period specified therein.

6. COVENANTS OF THE SELLING SHAREHOLDERS.

Each of the Selling Shareholders covenants and agrees with the several Underwriters that:

(a) Such Selling Shareholder has executed and delivered a Lockup Agreement to the Representatives on or prior to the date hereof.

(b) In order to document the Underwriters' compliance with the reporting and withholding provisions of the Tax Equity and Fiscal Responsibility Act of 1982 and the Interest and Dividend Tax Compliance Act of 1983 with respect to the transactions herein contemplated, each of the Selling Shareholders agrees to deliver to you prior to or at the Closing Date a properly completed and executed United States Treasury Department Form W-8 or W-9 (or other applicable form or statement specified by Treasury Department regulations in lieu thereof).

(c) Such Selling Shareholder will not take, directly or indirectly, any action designed to cause or result in, or that has constituted or might reasonably be expected to constitute, the stabilization or manipulation of the price of any securities of the Issuer.

(d) Such Selling Shareholder will advise you promptly, and if requested by you, will confirm such advice in writing, so long as delivery of a prospectus relating to the Shares by an underwriter or dealer may be required under the Act, of any change in the Selling Shareholder Information in the Registration Statement, the Prospectus, any Preliminary Prospectus or any Free Writing Prospectus or any amendment or supplement thereto relating to such Selling Shareholder.

(e) Such Selling Shareholder agrees that it will not prepare or have prepared on its behalf or use or refer to, any Free Writing Prospectus and will not distribute any written materials in connection with the offer or sale of the Shares.

7. COSTS AND EXPENSES.

The Issuer will pay all costs, expenses and fees incident to the performance of the obligations of the Issuer and the Selling Shareholders under this Agreement, including, without limiting the generality of the foregoing, the following: accounting fees of the Issuer; the fees and disbursements of counsel for the Issuer; the fees and expenses of one counsel for the Selling Shareholders; the cost of printing and delivering to, or as requested by, the Underwriters copies of the Registration Statement, Preliminary Prospectuses, the Pricing Prospectus, any Issuer Free Writing Prospectus, the Prospectus, the Underwriters' Selling Memorandum and the Underwriters' Invitation Letter, if any, the Listing Application, the Blue Sky Survey and any supplements or amendments thereto; the preparation, printing and distribution of one or more versions of the Preliminary Prospectus and the Prospectus for distribution in Canada, including the form of the Canadian "wrapper" (including reasonable related fees and expenses of Canadian counsel to the Underwriters); the filing fees of the Commission; the filing fees and expenses (including legal fees, expenses and disbursements) incident to securing any required review by FINRA of the terms of the sale of the Shares; any costs and expenses of the QIU; the Listing Fee of the New York Stock Exchange; all fees and disbursements incurred by the Underwriters and RBC in connection with the Directed Share Program, the preparation, printing and distribution of the Directed Share Program material and all stamp duties or other taxes, if any, incurred by the Underwriters or RBC in connection with the Directed Share Program; the investor presentations on any "road show" undertaken in connection with the marketing of the Shares, including, without limitation, expenses associated with any electronic road show, travel and lodging expenses of the representatives and officers of the Issuer and 50% of the cost of any aircraft chartered in connection with the road show; and the expenses, including the fees and disbursements of counsel for the Underwriters, incurred in connection with the qualification of the Shares under State securities or Blue Sky laws. To the extent, if at all, that any of the Selling Shareholders engage special legal counsel (in addition to the one counsel engaged by the Selling Shareholders collectively as described above) to represent them in connection with this offering, the fees and expenses of such counsel shall be borne by such Selling Shareholder. Any transfer taxes imposed on the sale of the Shares to the several Underwriters (but not, for the avoidance of doubt, any such taxes imposed on resale of any Shares by an Underwriter) will be paid by the Issuer and the Selling Shareholders pro rata.

If this Agreement shall not be consummated because the conditions in Section 8 hereof are not satisfied, or because this Agreement is terminated by the Representatives pursuant to Section 13 hereof, or by reason of any failure, refusal or inability on the part of the Issuer or the Selling Shareholders to perform any undertaking or satisfy any condition of this Agreement or to comply with any of the terms hereof on its part to be performed, unless such failure to satisfy said condition or to comply with said terms be due to the default of any Underwriter, then the Issuer shall reimburse the several Underwriters for reasonable out-of-pocket expenses, including all fees and disbursements of counsel, reasonably incurred in connection with investigating, marketing and proposing to market the Shares or in contemplation of performing their obligations hereunder; but the Issuer and the Selling Shareholders shall not in any event be liable to any of the several Underwriters for damages on account of loss of anticipated profits from the sale by them of the Shares.

8. CONDITIONS OF OBLIGATIONS OF THE UNDERWRITERS.

The several obligations of the Underwriters to purchase the Firm Securities on the Closing Date and the Over-Allotment Securities, if any, on the Over-Allotment Closing Date are subject to the accuracy, as of the Closing Date and the Over-Allotment Closing Date, if any, of the representations and warranties of the Issuer and the Selling Shareholders contained herein, and to the performance by the Issuer and the Selling Shareholders of their covenants and obligations hereunder and to the following additional conditions:

(a) The Registration Statement and all post-effective amendments thereto shall have become effective and any and all filings required by Rule 424 and Rule 430A of the Rules and Regulations shall have been made, and any request of the Commission for additional information (to be included in the Registration Statement or otherwise) shall have been disclosed to the Representatives and complied with to their reasonable satisfaction. All material required to be filed by the Issuer pursuant to Rule 433(d) of the Rules and Regulations shall have been filed with the Commission within the applicable time period prescribed for such filing by Rule 433 of the Rules and Regulations; if the Issuer has elected to rely upon Rule 462(b) of the Rules and Regulations, the Rule 462(b) Registration Statement shall have become effective by 10:00 P.M., Washington, D.C. time, on the date of this Agreement. No stop order suspending the effectiveness of the Registration Statement, as amended from time to time, shall have been issued and no proceedings for that purpose shall have been taken or, to the knowledge of the Issuer, shall be contemplated by the Commission; no stop order suspending or preventing the use of the Pricing Prospectus, the Prospectus or any Issuer Free Writing Prospectus shall have been initiated or, to the knowledge of the Issuer, shall be contemplated by the Commission; all requests for additional information on the part of the Commission shall have been complied with to your reasonable satisfaction; and no injunction, restraining order, or order of any nature by a federal or state court of competent jurisdiction shall have been issued as of the Closing Date which would prevent the issuance of the Shares.

(b) The Representatives shall have received on the Closing Date and each Over-Allotment Closing Date, if any, the opinions of each of Haynes and Boone, LLP, counsel for the Issuer; the General Counsel for the Issuer; Looper Reed & McGraw P.C., counsel for certain of the Selling Shareholders; Goodwin Procter LLP, counsel for certain of the Selling Shareholders; Maples and Calder, counsel for certain of the Selling Shareholders; and Conyers Dill & Pearman Limited, counsel for certain of the Selling Shareholders; dated the Closing Date or the Over-Allotment Closing Date, if any, addressed to the Underwriters in the respective forms attached as Exhibit B hereto.

(c) The Representatives shall have received from Hunton & Williams LLP, counsel for the Underwriters, an opinion dated the Closing Date and the Over-Allotment Closing Date, if any, in the form satisfactory to the Representatives, and such counsel shall have received such papers and information as they request to enable them to pass upon such matters.

(d) The Representatives shall have received at or prior to the Closing Date from Hunton & Williams LLP a memorandum or summary, in form and substance satisfactory to the Representatives, with respect to the qualification for offering and sale by the Underwriters of the Shares under the State securities or Blue Sky laws of such jurisdictions as the Representatives may reasonably have designated to the Issuer.

(e) You shall have received, on each of the dates hereof, the Closing Date and the Over-Allotment Closing Date, if any, a letter dated the date hereof, the Closing Date or the Over-Allotment Closing Date, as the case may be, in form and substance satisfactory to you, of Grant Thornton, LLP confirming that they are independent public accountants within the meaning of the Securities Act and the applicable published Rules and Regulations thereunder and stating that in their opinion the financial statements and schedules examined by them and included in the Registration Statement comply in form in all material respects with the applicable accounting requirements of the Securities Act and the related published Rules and Regulations; and containing such other statements and information as is ordinarily included in accountants' "comfort letters" to Underwriters with respect to the financial statements and certain financial and statistical information contained in the Registration Statement and the Prospectus.

(f) The Representatives shall have received, on each of the date hereof, the Closing Date and the Over-Allotment Closing Date, if any, in form and substance satisfactory to the Representatives, from each of the Reserve Engineers, containing statements and information ordinarily included in reserve engineers' "comfort letters" to underwriters with respect to the reserve reports and related information contained in the Registration Statement, the Prospectus and the Disclosure Package.

(g) For the period from and after the date of this Agreement and prior to the Closing Date and, with respect to the Over-Allotment Securities, any Over-Allotment Closing Date, there shall not have occurred any change resulting in a Material Adverse Effect or change in the letter or letters referred to in paragraphs (b), (c), (e) or (f) of this Section 8 which, in the Representatives' judgment, shall render it impractical or inadvisable to proceed with the offering or delivery of the Shares.

(h) The Representatives shall have received on the Closing Date and the Over-Allotment Closing Date, if any, a certificate or certificates of the Issuer's Chief Executive Officer and Chief Financial Officer to the effect that, as of the Closing Date or the Over-Allotment Closing Date, if any, each of them severally represents as follows:

(i) The Registration Statement has become effective under the Securities Act and no stop order suspending the effectiveness of the Registrations Statement has been issued, and no proceedings for such purpose have been taken or are, to his knowledge, contemplated by the Commission;

(ii) The representations and warranties of the Issuer contained in Section 1 hereof are true and correct as of the Closing Date or the Over-Allotment Closing Date, as applicable;

(iii) All filings required to have been made pursuant to Rules 424 or 430A of the Rules and Regulations have been made;

(iv) The Issuer has complied with all of the covenants and agreements and satisfied all of the conditions on its part to be performed or satisfied hereunder on or before the Closing Date or the Over-Allotment Closing Date, as the case may be;

(v) They have carefully examined the Registration Statement and the Prospectus and, in their opinion, as of the effective date of the Registration Statement, the statements contained in the Registration Statement were true and correct, and such Registration Statement and Prospectus did not omit to state a material fact required to be stated therein or necessary in order to make the statements therein not misleading, and since the effective date of the Registration Statement, no event has occurred which should have been set forth in a supplement to or an amendment of the Prospectus which has not been so set forth in such supplement or amendment; and

(vi) Since the respective dates as of which information is given in the Disclosure Package, (1) there has not been any material adverse change or any development involving a prospective change, which has had or is reasonably likely to have a Material Adverse Effect, whether or not arising in the ordinary course of business; (2) neither the Issuer nor any of its Subsidiaries shall have sustained any material loss or interference with its business from fire, explosion, flood or other calamity, whether or not covered by insurance, or from any labor dispute or court or governmental action, order or decree, otherwise than as set forth or contemplated in the Disclosure Package, and (3) there shall not have been any change in the capital stock (other than issuances of capital stock in the ordinary course of business pursuant to the Issuer Stock Plans) or long-term debt of the Issuer or any of the Subsidiaries.

(i) The Issuer and Attorneys-in-Fact for the Selling Shareholders shall have furnished to the Representatives such further certificates and documents confirming the representations and warranties, covenants and conditions contained herein and related matters as the Representatives may reasonably have requested.

(j) The Firm Securities and Over-Allotment Securities, if any, shall have been listed, admitted to trading and approved for designation upon notice of issuance on the New York Stock Exchange and satisfactory evidence thereof shall have been provided to the Representatives.

(k) The Lockup Agreements shall have been delivered to the Representatives and shall be in full force and effect.

(l) The Custody Agreements and Powers of Attorney shall have been delivered to the Representatives and shall be in full force and effect, and the Custodian shall have furnished to the Representatives such additional certificates and documents as the Representatives may reasonably have requested.

(m) The Options shall have been exercised and the Option Shares shall be issued and outstanding, and satisfactory evidence thereof in form and substance satisfactory to the Representatives shall have been provided to the Representatives.

(n) FINRA shall have confirmed that it has not raised any objection to the fairness and reasonableness of the underwriting terms and arrangements.

The opinions and certificates mentioned in this Agreement shall be deemed to be in compliance with the provisions hereof only if they are in all material respects reasonably satisfactory to the Representatives and to Hunton & Williams LLP, counsel for the Underwriters.

If any of the conditions hereinabove provided for in this Section 8 shall not have been fulfilled when and as required by this Agreement to be fulfilled, the obligations of the Underwriters hereunder may be terminated by the Representatives.

In such event, the Issuer, the Selling Shareholders and the Underwriters shall not be under any obligation to each other (except to the extent provided in Sections 7 and 10 hereof).

9. CONDITIONS OF THE OBLIGATIONS OF THE ISSUER AND THE SELLING SHAREHOLDERS.

The obligations of the Issuer and the Selling Shareholders to sell and deliver the portion of the Shares required to be delivered as and when specified in this Agreement are subject to the conditions that at the Closing Date or the Over-Allotment Closing Date, if any, no stop order suspending the effectiveness of the Registration Statement shall have been issued and in effect or proceedings therefor initiated or threatened.

10. INDEMNIFICATION.

(a) The Issuer agrees:

(i) to indemnify and hold harmless each Underwriter, Selling Shareholder and their respective directors, officers, partners, members, employees, agents and each person, if any, who controls such Underwriter or Selling Shareholder within the meaning of Section 15 of the Securities Act or Section 20 of the Exchange Act, and the successors and assigns of each of the foregoing (each an "Indemnified Party"), against any losses, claims, expenses, damages or liabilities to which such Indemnified Party may become subject under the Securities Act or otherwise, insofar as such losses, claims, expenses, damages or liabilities (or actions or proceedings in respect thereof) arise out of or are based upon (x) any untrue statement or alleged untrue statement of any material fact contained in the Registration Statement, any Preliminary Prospectus, the Pricing Prospectus, the Prospectus or any amendment or supplement thereto, or in any Issuer Free Writing Prospectus, any "issuer information" filed or required to be filed pursuant to Rule 433(d) of the Rules and Regulations or any "road show" (as defined in Rule 433 of the Rules and Regulations) not constituting an Issuer Free Writing Prospectus, or (y) the omission or alleged omission to state therein a material fact required to be stated therein or necessary to make the statements therein not misleading; provided, that the Issuer will not be liable (A) to the Underwriters and their directors, officers, partners, members, employees, agents and each

person, if any, who controls such Underwriter within the meaning of Section 15 of the Securities Act or Section 20 of the Exchange Act, and the successors and assigns of each of the foregoing, in any such case to the extent that any such loss, claim, expense, damage or liability arises out of or is based upon an untrue statement or alleged untrue statement made in, or omission or alleged omission from any of such documents or any road show in reliance upon and in conformity with written information furnished to the Issuer by any Underwriter through the Representatives specifically for use therein, which information is specified in Section 15 below, or (B) to any Selling Shareholder and its directors, officers, partners, members, employees, agents and each person, if any, who controls such Selling Shareholder within the meaning of Section 15 of the Securities Act or Section 20 of the Exchange Act, and the successors and assigns of each of the foregoing, in any such case to the extent that any such loss, claim, expense, damage or liability arises out of or is based upon an untrue statement or alleged untrue statement made in, or omission or alleged omission from any of such documents or any road show in reliance upon and in conformity with the Selling Shareholder Information furnished to the Issuer by such Selling Shareholder specifically for use therein.

(ii) to reimburse each Indemnified Party upon demand for any and all legal or other out-of-pocket expenses reasonably incurred by such Indemnified Party in connection with investigating, settling, compromising, paying or defending any such loss, claim, expense, damage or liability, action or proceeding or in responding to a subpoena or governmental inquiry related to the offering of the Shares under Section (10)(a)(i) above, whether or not such Indemnified Party is a party to any action or proceeding. In the event that it is finally judicially determined that any of the Underwriters or Selling Shareholders were not entitled to receive payments for legal and other expenses pursuant to this subparagraph, such Underwriters or Selling Shareholders will promptly return all sums that had been advanced pursuant hereto; and

(iii) the indemnification agreement set forth in this Section 10(a) shall be in addition to any liabilities that the Issuer may otherwise have.

(b) Each Underwriter agrees severally and not jointly:

(i) to indemnify and hold harmless the Issuer, each of its directors, each of its officers who have signed the Registration Statement, the Selling Shareholders and each person, if any, who controls the Issuer or the Selling Shareholders within the meaning of Section 15 of the Securities Act or Section 20 of the Exchange Act (each, an "Underwriter Indemnified Party"), against any losses, claims, expenses, damages or liabilities to which such Underwriter Indemnified Party may become subject under the Securities Act or otherwise, insofar as such losses, claims, expenses, damages or liabilities (or actions or proceedings in respect thereof) arise out of or are based upon (x) any untrue statement or alleged untrue statement of any material fact contained in the Registration Statement, any Preliminary Prospectus, the Pricing Prospectus, the Prospectus or any amendment or supplement thereto, or in any Issuer Free Writing Prospectus or (y) the omission or the alleged omission to state therein a material fact required to be stated therein or necessary to make the statements therein not misleading; provided, that each Underwriter will be liable in each case to the extent, but only to the extent, that such untrue statement or alleged untrue statement or omission or alleged omission has been made in such documents in reliance upon and in conformity with written information furnished to the Issuer by any Underwriter through the Representatives specifically for use therein, which information is specified in Section 15 below;

(ii) to reimburse each Underwriter Indemnified Party upon demand for any and all legal or other out-of-pocket expenses reasonably incurred by such Underwriter Indemnified Party in connection with investigating, settling, compromising, paying or defending any such loss, claim, expense, damage or liability, action or proceeding under Section (10)(b)(i) above, whether or not such Underwriter Indemnified Party is a party to any action or proceeding. In the event that it is finally judicially determined that the Underwriter Indemnified Party was not entitled to receive payments for legal and other expenses pursuant to this subparagraph, the Underwriter Indemnified Party will promptly return all sums that had been advanced pursuant hereto; and

(iii) the indemnification agreement set forth in this Section 10(b) shall be in addition to any liabilities that any of the Underwriters may otherwise have

(c) Each Selling Shareholder agrees severally and not jointly:

(i) to indemnify and hold harmless the Issuer, each Underwriter, and their respective directors, officers, partners, members, employees, agents, and each person, if any, who controls any Underwriter within the meaning of Section 15 of the Securities Act or Section 20 of the Exchange Act, and the successors and assigns of each of the foregoing (each, a "Selling Shareholder Indemnified Party"), against any losses, claims, expenses, damages or liabilities to which such Selling Shareholder Indemnified Party may become subject under the Securities Act or otherwise, insofar as such losses, claims, expenses, damages or liabilities (or actions or proceedings in respect thereof) arise out of or are based upon (x) any untrue statement or alleged untrue statement of any material fact contained in the Registration Statement, any Preliminary Prospectus, the Pricing Prospectus, the Prospectus or any amendment or supplement thereto, or in any Issuer Free Writing Prospectus or (y) the omission or the alleged omission to state therein a material fact required to be stated therein or necessary to make the statements therein not misleading; provided, that each Selling Shareholder will be liable in each case to the extent, but only to the extent, that such untrue statement or alleged untrue statement or omission or alleged omission has been made in such documents in reliance upon and in conformity with the Selling Shareholder Information. In no event, however, shall the liability of any Selling Shareholder for indemnification under this Section 10(c) exceed the net proceeds received by such Selling Shareholder from the Underwriters in the offering;

(ii) to reimburse each Selling Shareholder Indemnified Party upon demand for any and all legal or other out-of-pocket expenses reasonably incurred by such Selling Shareholder Indemnified Party in connection with investigating, settling, compromising, paying or defending any such loss, claim, expense, damage or liability, action or proceeding under Section (10)(c)(i) above, whether or not such Selling Shareholder Indemnified Party is a party to any action or proceeding. In the event that it is finally judicially determined that the Selling Shareholder Indemnified Party was not entitled to receive payments for legal and other expenses pursuant to this subparagraph, the Selling Shareholder Indemnified Party will promptly return all sums that had been advanced pursuant hereto; and

(iii) the indemnification agreement set forth in this Section 10(c) shall be in addition to any liability that any of the Selling Shareholders may otherwise have.

(d) In connection with the offer and sale of the Directed Shares, the Issuer agrees, promptly upon a request in writing, to indemnify and hold harmless the Underwriters from and against any and all losses, liabilities, claims, damages and expenses incurred by them as a result of the failure of the Participants to pay for and accept delivery of Directed Shares which, by [7:30 A.M.] New York City time on the first business day after the date of this Agreement, were subject to a properly confirmed agreement to purchase. The Issuer agrees to indemnify and hold harmless RBC, its directors, officers, employees and agents, and each person, if any, who controls RBC within the meaning of Section 15 of the Securities Act or Section 20 of the Exchange Act (each, a "Directed Share Issuer Indemnified Party"), against any loss, claim, damage, liability or expense, as incurred, to which such Directed Share Issuer Indemnified Party may become subject, which (i) is caused by any untrue statement or alleged untrue statement of a material fact contained in any material prepared by or with the consent of the Issuer for distribution to Participants in connection with the Directed Share Program or caused by any omission or alleged omission to state therein a material fact required to be stated therein or necessary to make the statements therein not misleading in light of the circumstances under which they were made; (ii) is caused by the failure of any Participant to pay for and accept delivery of Directed Shares that such Participant agreed to purchase; (iii) arises out of or is based upon the violation of any applicable laws or regulations of foreign jurisdictions where Directed Shares have been offered, or (iv) is related to, arising out of, or in connection with the Directed Share Program. The indemnity agreement set forth in this paragraph shall be in addition to any liabilities that the Issuer may otherwise have. Notwithstanding anything contained herein to the contrary, if indemnification may be sought pursuant to this Section 10(d), then in addition to such separate counsel as may be provided for the indemnified parties pursuant to this Section 10, the indemnifying party shall be liable for the reasonable fees and expenses of not more than one separate firm (in addition to any local counsel) for the Directed Share Issuer Indemnified Parties for the defense of any losses, claims, damages or liabilities arising out of the Directed Share Program.

(e) In case any proceeding (including any governmental investigation), action or suit shall be instituted involving any person in respect of which indemnity may be sought pursuant to this Section 10, such person (the "indemnified party") shall promptly notify the person against whom such indemnity may be sought (the "indemnifying party") in writing. No indemnification provided for in Section 10(a), (b), (c) or (d) shall be available to any party who shall fail to give notice as provided in this Subsection if the party to whom notice was not given was unaware of the proceeding to which such notice would have related and was materially prejudiced by the failure to give such notice, but the failure to give such notice shall not relieve the indemnifying party or parties from any liability which it or they may have to the indemnified party for contribution or otherwise than on account of the provisions of Section 10(a), (b), (c) or (d). In case any such proceeding shall be brought against any indemnified party and it shall notify the indemnifying party of the commencement thereof, the

indemnifying party shall be entitled to participate therein and, to the extent that it shall wish, jointly with any other indemnifying party similarly notified, to assume the defense thereof, with counsel satisfactory to such indemnified party and shall pay as incurred the fees and disbursements of such counsel related to such proceeding. In any such proceeding, any indemnified party shall have the right to retain its own counsel at its own expense. Notwithstanding the foregoing, the indemnifying party shall pay as incurred (or within 30 days of presentation) the fees and expenses of the counsel retained by the indemnified party in the event (i) the indemnifying party and the indemnified party shall have mutually agreed to the retention of such counsel, (ii) the named parties to any such proceeding (including any impleaded parties) include both the indemnifying party and the indemnified party and representation of both parties by the same counsel would be inappropriate due to actual or potential differing interests between them or (iii) the indemnifying party shall have failed to assume the defense and employ counsel acceptable to the indemnified party within a reasonable period of time after notice of commencement of the action.

It is understood that the indemnifying party shall not, in connection with any proceeding or related proceedings in the same jurisdiction, be liable for the reasonable fees and expenses of more than one separate firm (in addition to special local counsel) for all such indemnified parties; *provided, however*, if indemnity is sought pursuant to Section 10(h), then, in addition to the fees and expenses of such counsel for the indemnified parties, the indemnifying party shall be liable for the reasonable fees and expenses of not more than one counsel (in addition to any local counsel) separate from its own counsel and that of the other indemnified parties for the QIU Indemnified Parties (as defined below) in connection with any one action or separate but similar or related actions in the same jurisdiction arising out of the same general allegations or circumstances if, in the reasonable judgment of the QIU, there may exist a conflict of interest between the QIU and the other indemnified parties. Any such separate counsel for the QIU Indemnified Parties shall be designated in writing by the QIU. Such firm shall be designated in writing by you in the case of parties indemnified pursuant to Section 10(a), (c) or (d) and by the Issuer and the Selling Shareholders in the case of parties indemnified pursuant to Section 10(b). The indemnifying party shall not be liable for any settlement of any proceeding effected without its written consent but if settled with such consent or if there be a final judgment for the plaintiff, the indemnifying party agrees to indemnify the indemnified party from and against any loss or liability by reason of such settlement or judgment. In addition, the indemnifying party will not, without the prior written consent of the indemnified party, settle or compromise or consent to the entry of any judgment in any pending or threatened claim, action or proceeding of which indemnification may be sought hereunder (whether or not any indemnified party is an actual or potential party to such claim, action or proceeding) unless such settlement, compromise or consent includes an unconditional release of each indemnified party from all liability arising out of such claim, action or proceeding and does not include a statement attributing fault or liability to any indemnified party.

(f) If the indemnification provided for in this Section 10 is unavailable to or insufficient to hold harmless an indemnified party under Section 10(a), (b), (c) or (d) above in respect of any losses, claims, expenses, damages or liabilities (or actions or proceedings in respect thereof) referred to therein, then each indemnifying party shall contribute to the amount paid or payable by such indemnified party as a result of such losses, claims, expenses, damages

or liabilities (or actions or proceedings in respect thereof) in such proportion as is appropriate to reflect the relative benefits received by the Issuer and the Selling Shareholders on the one hand and the Underwriters on the other from the offering of the Shares. If, however, the allocation provided by the immediately preceding sentence is not permitted by applicable law then each indemnifying party shall contribute to such amount paid or payable by such indemnified party in such proportion as is appropriate to reflect not only such relative benefits but also the relative fault of the Issuer and the Selling Shareholders on the one hand and the Underwriters on the other in connection with the statements or omissions which resulted in such losses, claims, expenses, damages or liabilities, (or actions or proceedings in respect thereof), as well as any other relevant equitable considerations. The relative benefits received by the Issuer and the Selling Shareholders on the one hand and the Underwriters on the other shall be deemed to be in the same proportion as the total net proceeds from the offering (before deducting expenses) received by the Issuer and the Selling Shareholders bear to the total underwriting discounts and commissions received by the Underwriters, in each case as set forth in the table on the cover page of the Prospectus. The relative fault shall be determined by reference to, among other things, whether the untrue or alleged untrue statement of a material fact or the omission or alleged omission to state a material fact relates to information supplied by the Issuer and the Selling Shareholders on the one hand or the Underwriters on the other and the parties' relative intent, knowledge, access to information and opportunity to correct or prevent such statement or omission.

The Issuer, the Selling Shareholders and the Underwriters agree that it would not be just and equitable if contributions pursuant to this Subsection were determined by pro rata allocation (even if the Underwriters were treated as one entity for such purpose) or by any other method of allocation which does not take account of the equitable considerations referred to above in this Subsection. The amount paid or payable by an indemnified party as a result of the losses, claims, expenses, damages or liabilities (or actions or proceedings in respect thereof) referred to above in this Subsection shall be deemed to include any legal or other expenses reasonably incurred by such indemnified party in connection with investigating or defending any such action or claim. Notwithstanding the provisions of this Subsection, (i) no Underwriter shall be required to contribute any amount in excess of the underwriting discounts and commissions applicable to the Shares purchased by such Underwriter, (ii) no person guilty of fraudulent misrepresentation (within the meaning of Section 11(f) of the Securities Act) shall be entitled to contribution from any person who was not guilty of such fraudulent misrepresentation, and (iii) no Selling Shareholder shall be required to contribute any amount in excess of the net proceeds received by such Selling Shareholder from the Underwriters in the offering. The Underwriters' obligations in this Subsection to contribute are several in proportion to their respective underwriting obligations and not joint.

(g) Any losses, claims, expenses, damages or liabilities for which an indemnified party is entitled to indemnification or contribution under this Section 10 shall be paid by the indemnifying party to the indemnified party as such losses, claims, expenses, damages or liabilities are incurred. The indemnity and contribution agreements contained in this Section 10 and the representations and warranties of the Issuer set forth in this Agreement shall remain operative and in full force and effect, regardless of (i) any investigation made by or on behalf of any Underwriter or any person controlling any Underwriter, the Issuer, its directors

or officers or any persons controlling the Issuer, (ii) acceptance of any Shares and payment therefor hereunder, and (iii) any termination of this Agreement. A successor to any Underwriter, or to the Issuer, its directors or officers, or any person controlling the Issuer, shall be entitled to the benefits of the indemnity, contribution and reimbursement agreements contained in this Section 10.

(h) In addition to and without limitation of the Issuer's and each Selling Shareholder's obligation to indemnify Jefferies as an Underwriter, the Issuer and each Selling Shareholder also, severally and not jointly, agree to indemnify and hold harmless the QIU, its directors, officers, partners, members, employees, agents, selling agents and each person, if any, who controls the QIU within the meaning of Section 15 of the Securities Act or Section 20 of the Exchange Act (each, a "QIU Indemnified Party" and collectively, the "QIU Indemnified Parties"), from and against any and all loss, liability, claim, damage and expense whatsoever, as incurred, incurred as a result of the QIU's participation as a "qualified independent underwriter" within the meaning of Rule 5121 in connection with the offering of the Shares contemplated by this Agreement and will reimburse each QIU Indemnified Party for any legal or other expenses reasonably incurred by such QIU Indemnified party in connection with investigating, defending or settling any such loss, liability, claim, damage, expense or action as they are incurred, except, in each of clause (i) and (ii), for any loss, liability, claim, damage or expense resulting from the gross negligence or willful misconduct of such QIU Indemnified Party and, in the case of each Selling Shareholder, only to the extent any such loss, liability, claim, damage and expense arises from an untrue statement or alleged untrue statement or omission or alleged omission made in the Registration Statement, Preliminary Prospectus, the Pricing Prospectus, the Prospectus or any amendment or supplement thereto in reliance upon and in conformity with the Selling Shareholder Information. In no event, however, shall the aggregate liability of any Selling Shareholder for indemnification under Section 10(c) and this Section 10(h) exceed the net proceeds received by such Selling Shareholder from the Underwriters in the offering. In the event that it is finally judicially determined that a QIU Indemnified Party was not entitled to receive payments for legal and other expenses pursuant to this subparagraph, the QIU Indemnified Party will promptly return all sums that had been advanced pursuant hereto.

11. DEFAULT BY UNDERWRITERS.

If on the Closing Date or the Over-Allotment Closing Date, if any, any Underwriter shall fail to purchase and pay for the portion of the Shares which such Underwriter has agreed to purchase and pay for on such date (otherwise than by reason of any default on the part of the Issuer or a Selling Shareholder), you, as the Representatives of the Underwriters, shall use your reasonable efforts to procure within 36 hours thereafter one or more of the other Underwriters, or any others, to purchase from the Issuer and the Selling Shareholders such amounts as may be agreed upon and upon the terms set forth herein, the Firm Securities or Over-Allotment Securities, as the case may be, which the defaulting Underwriter or Underwriters failed to purchase. If during such 36 hours you, as such Representatives, shall not have procured such other Underwriters, or any others, to purchase the Firm Securities or Over-Allotment Securities, as the case may be, agreed to be purchased by the defaulting Underwriter or Underwriters, then (a) if the aggregate number of shares with respect to which such default shall occur does not exceed 10% of the Firm Securities or Over-Allotment Securities, as the case may be, covered

hereby, the other Underwriters shall be obligated, severally, in proportion to the respective numbers of Firm Securities or Over-Allotment Securities, as the case may be, which they are obligated to purchase hereunder, to purchase the Firm Securities or Over-Allotment Securities, as the case may be, which such defaulting Underwriter or Underwriters failed to purchase, or (b) if the aggregate number of shares of Firm Securities or Over-Allotment Securities, as the case may be, with respect to which such default shall occur exceeds 10% of the Firm Securities or Over-Allotment Securities, as the case may be, covered hereby, the Issuer and the Selling Shareholders or you as the Representatives of the Underwriters will have the right to terminate this Agreement without liability on the part of the non-defaulting Underwriters or of the Issuer or of the Selling Shareholders except to the extent provided in Section 10 hereof. In the event of a default by any Underwriter or Underwriters, as set forth in this Section 11, the Closing Date or Over-Allotment Closing Date, if any, may be postponed for such period, not exceeding seven days, as you, as Representatives, may determine in order that the required changes in the Registration Statement or in the Prospectus or in any other documents or arrangements may be effected. The term "Underwriter" includes any person substituted for a defaulting Underwriter. Any action taken under this Section 11 shall not relieve any defaulting Underwriter from liability in respect of any default of such Underwriter under this Agreement.

12. NOTICES.

All communications hereunder shall be in writing and, except as otherwise provided herein, will be mailed, delivered, or faxed (and promptly confirmed in writing via mail or delivery) as follows:

if to the Underwriters, to:

RBC Capital Markets, LLC
Three World Financial Center, 8th Floor
200 Vesey Street,
New York, New York 10281-8098
Attention: Joe Morea
Syndicate Director
Fax: (212) 428-6260

Citigroup Global Markets Inc.
388 Greenwich Street
New York, New York 10013
Attention: General Counsel
Fax: (212) 816-7912

with a copy to (which shall not constitute notice):

Hunton & Williams LLP
1445 Ross Avenue, Suite 3700
Dallas, Texas 75202
Attention: Daryl B. Robertson
Fax: (214) 860-0011

if to the Issuer or the Selling
Shareholders to:

Matador Resources Company
One Lincoln Center
5400 LBJ Freeway, Suite 1500
Dallas, Texas 75240
Attention: Joseph Wm. Foran
Chief Executive Officer
Fax: (972) 371-5201

with a copy to (which shall not constitute notice):

Haynes & Boone, LLP
2323 Victory Avenue, Suite 700
Dallas, Texas 75219
Attention: Janice V. Sharry
Fax: (214) 200-0620

with respect to the Selling Shareholders (other than the Wellington Parties (as defined below)), with a copy to (which shall not constitute notice):

Looper Reed & McGraw P.C.
1601 Elm Street, Suite 4600
Dallas, Texas 75201
Attention: David Earhart
Fax: (214) 953-1332

with respect to those Selling Shareholders advised by Wellington Management Company, LLP (the "Wellington Parties"), with a copy to (which shall not constitute notice):

Goodwin Procter LLP
The New York Times Building
620 Eighth Avenue
New York, NY 10018
Attention: Yoel Kranz
Fax: (212) 355-3333

13. TERMINATION. This Agreement may be terminated:

(a) by you at any time prior to the Closing Date if any of the following has occurred: (i) since the respective dates as of which information is given in the Registration Statement and the Prospectus, any material adverse change or any development involving a prospective change, which (A) in the absolute discretion of any group of Underwriters (which may include the Representatives) that has agreed to purchase in the aggregate at least 50% of the Firm Securities, as long as either Representative does not affirmatively assert that termination should not occur, or (B) in the absolute discretion of the Representatives (whether

or not the condition of clause (A) is satisfied), has had or is reasonably likely to have a Material Adverse Effect, (ii) any outbreak, attack, or escalation of hostilities or declaration of war, national emergency, act of terrorism or other national or international calamity or crisis or change in economic, financial or political conditions if the effect of such outbreak, escalation, declaration, emergency, calamity, crisis or change on the financial markets of the United States or Canada would, in (A) the absolute discretion of any group of Underwriters (which may include the Representatives) that has agreed to purchase in the aggregate at least 50% of the Firm Securities, as long as the Representatives do not affirmatively assert that termination should not occur, or (B) in the absolute discretion of the Representatives (whether or not the condition of clause (A) is satisfied), make it impracticable or inadvisable to market the Shares or to enforce contracts for the sale of the Shares, or (iii) suspension of trading in securities generally on the New York Stock Exchange or limitation on prices (other than limitations on hours or numbers of days of trading) for securities on such Exchange, (iv) the enactment, publication, decree or other promulgation of any statute, regulation, rule or order of any court or other governmental authority which in your opinion materially and adversely affects or may materially and adversely affect the business or operations of the Issuer, (v) declaration of a banking moratorium by United States or New York State authorities, (vi) any downgrading, or placement on any watch list for possible downgrading, in the rating of the Issuer's debt securities by any "nationally recognized statistical rating organization" (as defined for purposes of Rule 436(g) under the Exchange Act), (vii) the suspension of trading of the Issuer's Common Stock by the New York Stock Exchange, the Commission, or any other governmental authority, or (viii) the taking of any action by any governmental body or agency in respect of its monetary or fiscal affairs which in your reasonable opinion has a material adverse effect on the securities markets in the United States; or

(b) as provided in Sections 8, 9 and 11 of this Agreement.

14. SUCCESSORS.

This Agreement has been and is made solely for the benefit of the Issuer, the Selling Shareholders and the Underwriters and their respective successors, executors, administrators, heirs and assigns, and the officers, directors and controlling persons referred to herein, and no other person will have any right or obligation hereunder. No purchaser of any of the Shares from any Underwriter shall be deemed a successor or assign merely because of such purchase.

15. INFORMATION PROVIDED BY UNDERWRITERS.

The Issuer, the Selling Shareholders and the Underwriters acknowledge and agree that the only information furnished or to be furnished by any Underwriter to the Issuer for inclusion in any Preliminary Prospectus, Prospectus, Issuer Free Writing Prospectus or the Registration Statement consists of (a) the statement regarding delivery of shares by the Underwriters set forth on the cover page of, and (b) the fourth, eighth, nineteenth, twentieth and twenty-first paragraphs under the caption "Underwriters" in the Prospectus.

16. RESEARCH INDEPENDENCE.

In addition, the Issuer acknowledges that the Underwriters' research analysts and research departments are required to be independent from their respective investment banking divisions and are subject to certain regulations and internal policies, and that such Underwriters' research analysts may hold and make statements or investment recommendations and/or publish research reports with respect to the Issuer and/or the offering that differ from the views of its investment bankers. The Issuer hereby waives and releases, to the fullest extent permitted by law, any claims that the Issuer may have against the Underwriters with respect to any conflict of interest that may arise from the fact that the views expressed by their independent research analysts and research departments may be different from or inconsistent with the views or advice communicated to the Issuer by such Underwriters' investment banking divisions. The Issuer acknowledges that each of the Underwriters is a full service securities firm and as such from time to time, subject to applicable securities laws, may effect transactions for its own account or the account of its customers and hold long or short position in debt or equity securities of the companies which may be the subject to the transactions contemplated by this Agreement.

17. NO FIDUCIARY DUTY.

Notwithstanding any preexisting relationship, advisory or otherwise, between the parties or any oral representations or assurances previously or subsequently made by the underwriters, the Issuer and the Selling Shareholders acknowledge and agree that:

(a) nothing herein shall create a fiduciary or agency relationship between the Issuer and the Underwriters or any Selling Shareholder and the Underwriters;

(b) the Underwriters are not acting as advisors, expert or otherwise, to the Issuer or the Selling Shareholders in connection with this offering, sale of the Shares or any other services the Underwriters may be deemed to be providing hereunder, including, without limitation, with respect to the public offering price of the Shares;

(c) the relationship between the Issuer or any Selling Shareholder and the Underwriters is entirely and solely commercial, based on arms-length negotiations;

(d) any duties and obligations that the Underwriters may have to the Issuer and the Selling Shareholders shall be limited to those duties and obligations specifically stated herein; and

(e) notwithstanding anything in this Underwriting Agreement to the contrary, the Issuer and the Selling Shareholders acknowledge that the Underwriters may have financial interests in the success of the offering that are not limited to the difference between the price to the public and the purchase price paid to the Issuer and the Selling Shareholders by the Underwriters for the shares and the Underwriters have no obligation to disclose, or account to the Issuer for, any of such additional financial interests.

The Issuer and the Selling Shareholders hereby waive and release, to the fullest extent permitted by law, any claims that the Issuer and the Selling Shareholders may have against the Underwriters with respect to any breach or alleged breach of fiduciary duty.

18. MISCELLANEOUS.

The reimbursement, indemnification and contribution agreements contained in this Agreement and the representations, warranties and covenants in this Agreement shall remain in full force and effect regardless of (a) any termination of this Agreement, (b) any investigation made by or on behalf of any Underwriter or controlling person thereof, or by or on behalf of the Issuer or its directors or officers and (c) delivery of and payment for the Shares under this Agreement.

For purposes of this Agreement, "business day" means each Monday, Tuesday, Wednesday, Thursday or Friday that is not a day on which banking institutions in New York are generally authorized or obligated by law or executive order to close.

In accordance with the requirements of the USA Patriot Act (Title III of Pub. L. 107-56 (signed into law October 26, 2001)), the Underwriters are required to obtain, verify and record information that identifies their respective clients, including the Issuer, which information may include the name and address of their respective clients, as well as other information that will allow the Underwriters to properly identify their respective clients.

This Agreement may be executed in counterparts, each of which shall be deemed an original, but all of which together shall constitute one and the same instrument.

This Agreement shall be governed by, and construed in accordance with, the laws of the State of New York.

THE ISSUER, THE SELLING SHAREHOLDERS AND THE UNDERWRITERS EACH WAIVE TRIAL BY JURY IN ANY ACTION, PROCEEDING OR COUNTERCLAIM BROUGHT BY OR ON BEHALF OF ANY PARTY WITH RESPECT TO ANY MATTER WHATSOEVER RELATING TO OR ARISING OUT OF THE TERMS OF THIS AGREEMENT AND THE OFFERING CONTEMPLATED HEREBY.

This Agreement constitutes the entire agreement of the parties to this Agreement and supersedes all prior written or oral and all contemporaneous oral agreements, understandings and negotiations with respect to the subject matter hereof.

This Agreement may only be amended or modified in writing, signed by all of the parties hereto, and no condition herein (express or implied) may be waived unless waived in writing by each party whom the condition is meant to benefit.

[remainder of page intentionally blank]

If the foregoing letter is in accordance with your understanding of our agreement, please sign and return to us the enclosed duplicates hereof, whereupon it will become a binding agreement among the Issuer, the Selling Shareholders and the several Underwriters in accordance with its terms.

Any person executing and delivering this Agreement as Attorney-in-Fact for a Selling Shareholder represents by so doing that he has been duly appointed as Attorney-in-Fact by such Selling Shareholder pursuant to a validly existing and binding Power of Attorney which authorizes such Attorney-in-Fact to take such action.

Very truly yours,

MATADOR RESOURCES COMPANY

By _____
Joseph Wm. Foran
Chairman, President and Chief Executive Officer

Selling Shareholders listed on Schedules II and III

By: _____
_____, as Attorney-in-Fact

The foregoing Underwriting Agreement is hereby confirmed and accepted as of the date first above written.

RBC CAPITAL MARKETS, LLC
CITIGROUP GLOBAL MARKETS INC.

For themselves and as the Representatives of the several
Underwriters listed on Schedule I

RBC CAPITAL MARKETS, LLC

By: _____
Name: _____
Title: _____

CITIGROUP GLOBAL MARKETS INC.

By: _____
Name: _____
Title: _____

As the Qualified Independent Underwriter

JEFFERIES & COMPANY, INC.

By: _____
Name: _____
Title: _____

SCHEDULE I

SCHEDULE OF UNDERWRITERS

<u>Underwriter</u>	<u>Number of Firm Securities to be Purchased</u>
RBC Capital Markets, LLC	
Citigroup Global Markets Inc.	
Jefferies & Company, Inc.	
Howard Weil Incorporated	
Stifel, Nicolaus & Company, Incorporated	
Simmons & Company International	
Stephens Inc.	
Comerica Securities, Inc.	
Total	

SCHEDULE II
SCHEDULE OF SELLING SHAREHOLDERS

Selling Shareholder	Number of Shares to be Sold as Firm Securities	Number of Shares to be Sold as Over- Allotment Securities*
Allan Burns	9,533	8,826
Arthur L. Smith	5,608	5,192
Baptist General Conference Retirement Fund	26,998	24,995
Baylor University	112,153	103,833
Blackrock Asset Allocation Portfolio of Blackrock Funds	4,510	4,175
C. Taylor Yoakam	2,033	1,882
C.A. Rundell, Jr.	14,510	13,433
Coterie Capital Partners, Ltd.	10,749	9,951
Daniel Beaulne	6,448	5,970
Elizabeth D Rudolf	1,271	1,177
Emmett M. Murphy	21,309	19,728
Global Natural Resources III	90,700	84,000
Greg L. McMichael	3,137	2,905
Jack A. Turpin	1,458	1,350
Joni Yoakam	2,033	1,882
LFC Energy Resources, Ltd.	22,743	21,056
Michael Money Adams	2,804	2,596
Placer Creek Investors (Bermuda) L.P.	32,300	29,900
Placer Creek Partners, L.P.	36,300	33,600
Sherree G. Funk	2,243	2,076
Spindrift Investors (Bermuda) L.P.	504,151	466,639
Spindrift Partners L.P.	459,600	425,600
Swank Investment Partnership LP	6,120	5,666
Swank MLP Convergence Fund LP	24,895	23,049
Thomas R. Helfand	561	519
Total	<u>1,404,167</u>	<u>1,300,000</u>

* Assumes the full exercise by the Underwriters of the Over-Allotment Securities purchase option.

SCHEDULE III

SCHEDULE OF SELLING SHAREHOLDERS HOLDING OPTIONS

Name of Selling Shareholder	Number of Option Shares to be Sold as Firm Securities	Number of Option Shares to be Sold as Over-Allotment Securities*
Neil Barman	21,000	—
Amanda Crawford	4,500	—
Maria Diaz	3,000	—
Mike Ernest	9,000	—
B.J. Frazier	4,500	—
Matt Hairford	30,000	—
Bo Henk	15,000	—
Yvonne Hoevers	15,000	—
Andy Juett	12,000	—
David Lancaster	60,000	—
Ryan London	15,000	—
Ava Monroe	6,000	—
Janie Nelson	7,500	—
Debe Paine	3,000	—
Brad Robinson	15,000	—
Diane Scott	3,000	—
Mitzi Scott	3,000	—
Steve Sinclair	15,000	—
Winnie Suarez	3,000	—
Margie Waters-Hudson	3,000	—
Kathy Wayne	15,000	—
Total	262,500	—

* Assumes the full exercise by the Underwriters of the Over-Allotment Securities purchase option.

SCHEDULE IV(A)

Materials Other than the Pricing Prospectus that Comprise the Pricing Disclosure Package:

SCHEDULE IV(B)

Issuer Free-Writing Prospectuses Not Included in the Pricing Disclosing Package:

EXHIBIT A

LIST OF SUBSIDIARIES

MRC Energy Company, a Texas corporation

Matador Production Company, a Texas corporation

MRC Rockies Company, a Texas corporation

MRC Permian Company, a Texas corporation

Longwood Gathering and Disposals Systems, LP, a Texas limited partnership

Longwood Gathering and Disposals Systems GP, Inc., a Texas corporation

EXHIBIT B
FORMS OF LEGAL OPINIONS


EXHIBIT C

FORM OF PRESS RELEASE

Matador Resources Company
[Insert date]

Matador Resources Company (the “Company”) announced today that RBC Capital Markets, LLC, a lead book-running manager (along with Citigroup Global Markets Inc.) in the Company’s recent public sale of shares of common stock is [waiving] [releasing] a lock-up restriction with respect to shares of the Company’s common stock held by [certain officers or directors] [an officer or director] of the Company. The [waiver] [release] will take effect on [insert date], and the shares may be sold or otherwise disposed of on or after such date.

This press release is not an offer for sale of the securities in the United States or in any other jurisdiction where such offer is prohibited, and such securities may not be offered or sold in the United States absent registration or an exemption from registration under the United States Securities Act of 1933, as amended.



MATADOR RESOURCES COMPANY
INCORPORATED UNDER THE LAWS OF THE STATE OF TEXAS

COMMON STOCK



SEE REVERSE FOR CERTAIN DEFINITIONS AND RESTRICTIONS

CUSIP 576485 20 5

This Certifies that

is the holder of

FULLY PAID AND NONASSESSABLE SHARES OF THE COMMON STOCK, \$0.01 PAR VALUE, OF

MATADOR RESOURCES COMPANY

transferable on the books of the Corporation by the holder hereof in person or by duly authorized attorney, upon surrender of this Certificate properly endorsed. This certificate and the shares of stock represented hereby are issued and shall be held subject to all of the provisions of the Certificate of Formation and Bylaws of the Corporation, and all amendments thereto, copies of which are on file at the office of the Transfer Agent, to all of which the holder, by accepting this certificate, assents. This Certificate is not valid until countersigned by the Transfer Agent and registered by the Registrar.

WITNESS the facsimile seal of the Corporation and the facsimile signature of its duly authorized officer.
Dated:



Joseph Wm. Fran
PRESIDENT AND SECRETARY

AUTHORIZED SIGNATURE

COUNTERSIGNED AND REGISTERED
BY
REGISTRAR AND TRANSFER COMPANY
CORPORATE TRANSFER AGENT AND REGISTRAR

A FULL STATEMENT OF ALL THE DESIGNATIONS, PREFERENCES, LIMITATIONS, AND RELATIVE RIGHTS OF THE SHARES OF EACH CLASS AUTHORIZED TO BE ISSUED IS SET FORTH IN THE CERTIFICATE OF FORMATION ON FILE IN THE OFFICE OF THE SECRETARY OF STATE. THE CORPORATION WILL FURNISH A COPY OF SUCH STATEMENT TO THE RECORD HOLDER OF THIS CERTIFICATE WITHOUT CHARGE ON WRITTEN REQUEST TO THE CORPORATION AT ITS PRINCIPAL PLACE OF BUSINESS OR REGISTERED OFFICE.

The following abbreviations, when used in the inscription on the face of this certificate, shall be construed as though they were written out in full according to applicable laws or regulations:

TEN COM	— as tenants in common	UNIF GIFT MIN ACT	—	Custodian	_____
TEN ENT	— as tenants by the entirety			(Gift)	(Minor)
JT TEN	— as joint tenants with right of survivorship and not as tenants in common			under Uniform Gifts to Minors Act	_____
					(State)

Additional abbreviations may also be used though not in the above list.

FOR VALUE RECEIVED, _____ hereby sell, assign and transfer unto

PLEASE INSERT SOCIAL SECURITY OR OTHER IDENTIFYING NUMBER OF ASSIGNEE

(PLEASE PRINT OR TYPEWRITE NAME AND ADDRESS, INCLUDING ZIP CODE, OF ASSIGNEE)

Shares
of the common stock represented by the within Certificate, and do hereby irrevocably constitute and appoint

Attorney
to transfer the said stock on the books of the within named Corporation with full power of substitution in the premises.

Dated _____

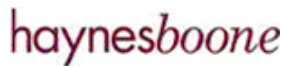
X _____

X _____

Signature(s) Guaranteed

NOTICE: THE SIGNATURE(S) TO THIS ASSIGNMENT MUST CORRESPOND WITH THE NAME(S) AS WRITTEN UPON THE FACE OF THE CERTIFICATE IN EVERY PARTICULAR, WITHOUT ALTERATION OR ENLARGEMENT OR ANY CHANGE WHATSOEVER.

By _____
THE SIGNATURE(S) SHOULD BE GUARANTEED BY AN ELIGIBLE GUARANTOR INSTITUTION (BANK, STOCKBROKER, SAVINGS AND LOAN ASSOCIATION AND CREDIT UNION) WITH MEMBERSHIP IN AN APPROVED SIGNATURE GUARANTEE MEDALLION PROGRAM PURSUANT TO S.E.C. RULE 15c2-15.



January 19, 2012

Matador Resources Company
5400 LBJ Freeway, Suite 1500
Dallas, TX 75240

Re: Matador Resources Company
Registration Statement on Form S-1, Registration No. 333-176263

Ladies and Gentlemen:

We have acted as counsel to Matador Resources Company, a Texas corporation (the "**Company**"), in connection with the preparation of the Company's registration statement on Form S-1, Registration No. 333-176263 (the "**Registration Statement**"), under the Securities Act of 1933, as amended (the "**Securities Act**"), initially filed by the Company with the Securities and Exchange Commission (the "**Commission**") on August 12, 2011, as thereafter amended or supplemented. The Registration Statement relates to (a) the issuance by the Company of shares of common stock, par value \$0.01 per share (the "**Common Stock**"), together with any additional shares of Common Stock proposed to be sold pursuant to an over-allotment option (the "**Company Over-allotment Option**") granted by the Company to the several underwriters (the "**Underwriters**") named in Schedule I to the Underwriting Agreement (the "**Underwriting Agreement**") to be entered into by and among the Company and the Underwriters (the "**Company Shares**"), and (b) the sale by the selling shareholders listed in the Registration Statement (the "**Selling Shareholders**") of shares of Common Stock of the Company, together with any additional shares of Common Stock proposed to be sold pursuant to an over-allotment option (the "**Selling Shareholder Over-allotment Option**" and together with the Company Over-allotment Option, the "**Over-allotment Option**") granted by the Selling Shareholders to the Underwriters named in the Underwriting Agreement (the "**Selling Shareholders Shares**" and, together with the Company Shares, the "**Shares**"). 262,500 Shares representing the Selling Shareholders Shares underlie currently outstanding stock options (the "**Stock Options**") which are to be exercised pursuant to the terms of the Underwriting Agreement (the "**Option Shares**"). The Company and the Selling Shareholders will sell in the aggregate up to 15,333,334 Shares, including the Over-allotment Option.

We have examined the originals, or photostatic or certified copies, of such records of the Company, certificates of officers of the Company and of public officials and such other documents as we have deemed relevant and necessary as the basis for the opinion set forth below. We have relied upon such certificates of officers of the Company and of public officials and statements and information furnished by officers of the Company with respect to the accuracy of material factual matters contained therein which were not independently established by us. In such examination we have assumed the genuineness of all signatures, the authenticity of all documents submitted to us as originals, the conformity to original documents of all documents submitted to us as photostatic or certified copies, and the authenticity of the originals of such copies.

We are admitted to practice law in the State of Texas, and we render this opinion only with respect to, and express no opinion herein concerning the application or effect of the laws of any jurisdiction other than, the state laws of the State of Texas (including the statutory provisions and reported judicial decisions interpreting the state laws of the State of Texas).

Based upon the foregoing, and subject to the qualifications, assumptions and limitations stated herein, we are of the opinion that (1) upon payment and delivery in accordance with the Underwriting Agreement approved by the Pricing Committee of the Board of Directors of the Company (the "**Pricing Committee**") and the Selling Shareholders, the Company Shares will be duly authorized, validly issued, fully paid and nonassessable, (2) upon payment and delivery in accordance with the Underwriting Agreement approved by the Pricing Committee and the Selling Shareholders, the Selling Shareholders Shares (other than the Option Shares) are duly authorized, validly issued, fully paid and nonassessable, (3) the Option Shares to be issued upon exercise of the Stock Options have been duly authorized for issuance by the Board of Directors of the Company upon due exercise of the Stock Options by the holders thereof in accordance with the terms of the Stock Options, and (4) when issued upon due exercise of the Stock Options by the holders thereof in accordance with the terms of the Stock Options, the Option Shares will be validly issued, fully paid and nonassessable.

We hereby consent to the filing of this opinion with the Commission as an exhibit to the Registration Statement. We further consent to the reference to our firm under the caption "Legal Matters" in the Prospectus constituting a part of the Registration Statement. In giving this consent, we are not admitting that we are within the category of persons whose consent is required under Section 7 of the Securities Act or the rules and regulations of the Commission.

Very truly yours,

/s/ Haynes and Boone, LLP

CONSENT OF INDEPENDENT REGISTERED PUBLIC ACCOUNTING FIRM

We have issued our report dated August 12, 2011, with respect to the consolidated financial statements of Matador Resources Company and subsidiaries contained in the Registration Statement and Prospectus. We consent to the use of the aforementioned report in the Registration Statement and Prospectus, and to the use of our name as it appears under the caption "Experts."

/s/ GRANT THORNTON LLP

Dallas, TX
January 19, 2012

CONSENT OF INDEPENDENT PETROLEUM ENGINEERS

We hereby consent to the use in this Registration Statement on Form S-1 of Matador Resources Company (the "Registration Statement") of the name LaRoche Petroleum Consultants, Ltd., to the references to our audit reports of Matador Resources Company's proved oil and natural gas reserves estimates and future net revenue at December 31, 2008, and the inclusion of our corresponding audit report, dated March 13, 2009 in the Registration Statement as Exhibit 99.4. We also consent to all references to us contained in such Registration Statement, including in the prospectus under the heading "Experts".

LAROCHE PETROLEUM CONSULTANTS, LTD.

By: /s/ William M. Kazmann

Name: William M. Kazmann

Title: Senior Partner

Dallas, Texas
January 18, 2012

CONSENT OF INDEPENDENT PETROLEUM ENGINEERS

We hereby consent to the use in this Registration Statement on Form S-1 of Matador Resources Company (the "Registration Statement") of the name Netherland, Sewell & Associates, Inc., to the references to our audits of Matador Resources Company's proved oil and natural gas reserves estimates and future net revenue at September 30, 2011 and December 31, 2010, and 2009, and the inclusion of our corresponding audit reports, dated November 8, 2011, May 6, 2011, and February 18, 2010, in the Registration Statement as Exhibits 99.1, 99.2, and 99.3, respectively, and to the references to our review of certain of Matador Resources Company's proved oil and gas reserves estimates and future net revenue at December 31, 2011, and the inclusion of our corresponding review letter, dated January 13, 2012 as Exhibit 99.5. We also consent to all references to us contained in such Registration Statement, including in the prospectus under the heading "Experts".

NETHERLAND, SEWELL & ASSOCIATES, INC.

By: /s/ C.H. (Scott) Rees III

C.H. (Scott) Rees III, P.E.

Chairman and Chief Executive Officer

Dallas, Texas
January 19, 2012

January 13, 2012

Mr. Indranil (Neil) Barman
MRC Energy Company
One Lincoln Centre
5400 LBJ Freeway, Suite 1500
Dallas, Texas 75240

Dear Mr. Barman:

In accordance with your request, we have reviewed the estimates prepared by MRC Energy Company (MRC), as of December 31, 2011, of the proved developed producing and proved undeveloped reserves and future revenue to the MRC interest in certain Frances Lewton and Martin Ranch leases located in DeWitt and LaSalle counties, Texas. It is our understanding that MRC intends to furnish this letter to its bank group as an addendum to our third quarter audit letter dated November 8, 2011, covering all of MRC's properties as of September 30, 2011. Our review covers four developed wells and six undeveloped locations not included in the November 8, 2011, audit. We have examined the estimates with respect to reserves quantities, reserves categorization, future producing rates, future net revenue, and the present value of such future net revenue, using the definitions set forth in U.S. Securities and Exchange Commission (SEC) Regulation S-X Rule 4-10(a). The estimates of reserves and future revenue have been prepared in accordance with the definitions and guidelines of the SEC and, with the exception of the exclusion of future income taxes, conform to the FASB Accounting Standards Codification Topic 932, Extractive Activities—Oil and Gas. We completed our review on or about the date of this letter.

The following table sets forth MRC's estimates of the net reserves and future net revenue, as of December 31, 2011, for the reviewed properties:

Category	Net Reserves		Future Net Revenue (M\$)	
	Oil (MBBL)	Gas (MMCF)	Total	Present Worth at 10%
Proved Developed Producing	1,036	1,792	89,335	63,318
Proved Undeveloped	1,808	2,367	93,241	39,990
Total Proved	2,844	4,159	182,577	103,308

Totals may not add because of rounding.

Gas volumes are expressed in millions of cubic feet (MMCF) at standard temperature and pressure bases. The oil reserves shown include crude oil and condensate. Oil volumes are expressed in thousands of barrels (MBBL); a barrel is equivalent to 42 United States gallons.

In our opinion the estimates of MRC's proved reserves and future revenue shown herein are, in the aggregate, reasonable and have been prepared in accordance with the Standards Pertaining to the Estimating and Auditing of Oil and Gas Reserves Information promulgated by the Society of Petroleum Engineers (SPE Standards). We are satisfied with the methods and procedures used by MRC in preparing the December 31, 2011, estimates of reserves and future revenue, and we saw nothing of an unusual nature that would cause us to take exception with the estimates, in the aggregate, as prepared by MRC.

The estimates shown herein are for proved reserves. MRC's estimates do not include proved developed non-producing, probable, or possible reserves that may exist for these properties, nor do they include any value for undeveloped acreage beyond those tracts for which undeveloped reserves have been estimated. Reserves categorization conveys the relative degree of certainty; reserves subcategorization is based on development and production status. The estimates of reserves and future revenue included herein have not been adjusted for risk.

Prices used by MRC are based on the 12-month unweighted arithmetic average of the first-day-of-the-month price for each month in the period January through December 2011. For gas volumes, the average Henry Hub spot price of \$4,118 per MMBTU is adjusted by lease for energy content, transportation fees, and regional price differentials. For oil volumes, the average West Texas Intermediate posted price of \$92.71 per barrel is adjusted by lease for quality, transportation fees, and regional price differentials. All prices are held constant throughout the lives of the properties. The average adjusted product prices weighted by production over the remaining lives of the properties are \$5.15 per MCF of gas and \$95.86 per barrel of oil.

Operating costs used by MRC are based on historical operating expense records. Operating costs include direct lease- and field-level costs and MRC's estimate of the portion of its headquarters general and administrative overhead expenses necessary to operate the properties. Capital costs used by MRC are based on authorizations for expenditure and actual costs from recent activity. Capital costs are included as required for new development wells and production equipment. Operating costs are held constant throughout the lives of the properties, and capital costs are held constant to the date of expenditure.

The reserves shown in this review letter are estimates only and should not be construed as exact quantities. Proved reserves are those quantities of oil and gas which, by analysis of engineering and geoscience data, can be estimated with reasonable certainty to be economically producible; probable and possible reserves are those additional reserves which are sequentially less certain to be recovered than proved reserves. Estimates of reserves may increase or decrease as a result of market conditions, future operations, changes in regulations, or actual reservoir performance. In addition to the primary economic assumptions discussed herein, estimates of MRC and Netherland, Sewell & Associates, Inc. (NSAI) are based on certain assumptions including, but not limited to, that the properties will be developed consistent with current development plans, that the properties will be operated in a prudent manner, that no governmental regulations or controls will be put in place that would impact the ability of the interest owner to recover the reserves, and that projections of future production will prove consistent with actual performance. If the reserves are recovered, the revenues therefrom and the costs related thereto could be more or less than the estimated amounts. Because of governmental policies and uncertainties of supply and demand, the sales rates, prices received for the reserves, and costs incurred in recovering such reserves may vary from assumptions made while preparing these estimates.

It should be understood that our review does not constitute a complete reserves study of the reviewed oil and gas properties. We did not review operating expenses, capital costs, or price differentials. In the conduct of our review, we have not independently verified the accuracy and completeness of information and data furnished by MRC with respect to ownership interests, oil and gas production, well test data, historical costs of operation and development, product prices, or any agreements relating to current and future operations of the properties and sales of production. However, if in the course of our examination something came to our attention that brought into question the validity or sufficiency of any such information or data, we did not rely on such information or data until we had satisfactorily resolved our questions relating thereto or had independently verified such information or data. Our review did not include a review of MRC's overall reserves management processes and practices.

We used standard engineering and geoscience methods, or a combination of methods, including performance analysis, volumetric analysis, and analogy, that we considered to be appropriate and necessary to establish the conclusions set forth herein. As in all aspects of oil and gas evaluation, there are uncertainties inherent in the interpretation of engineering and geoscience data; therefore, our conclusions necessarily represent only informed professional judgment.

The titles to the properties have not been examined by NSAI, nor has the actual degree or type of interest owned been independently confirmed. The data used in our estimates were obtained from MRC, public data sources, and the nonconfidential files of NSAI and were accepted as accurate. Supporting geoscience, field performance,

and work data are on file in our office. The technical persons responsible for preparing the reserves estimates presented herein meet the requirements regarding qualifications, independence, objectivity, and confidentiality set forth in the Standards Pertaining to the Estimating and Auditing of Oil and Gas Reserves Information promulgated by the SPE. We are independent petroleum engineers, geologists, geophysicists, and petrophysicists; we do not own an interest in these properties and are not employed on a contingent basis.

Sincerely,

NETHERLAND, SEWELL & ASSOCIATES, INC.
Texas Registered Engineering Firm F-002699

By: /s/ C.H. (Scott) Rees III
C.H. (Scott) Rees III, P.E.
Chairman and Chief Executive Officer

By: /s/ G. Lance Binder
G. Lance Binder, P.E. 61794
Executive Vice President

Date Signed: January 13, 2012

GLB:JTE